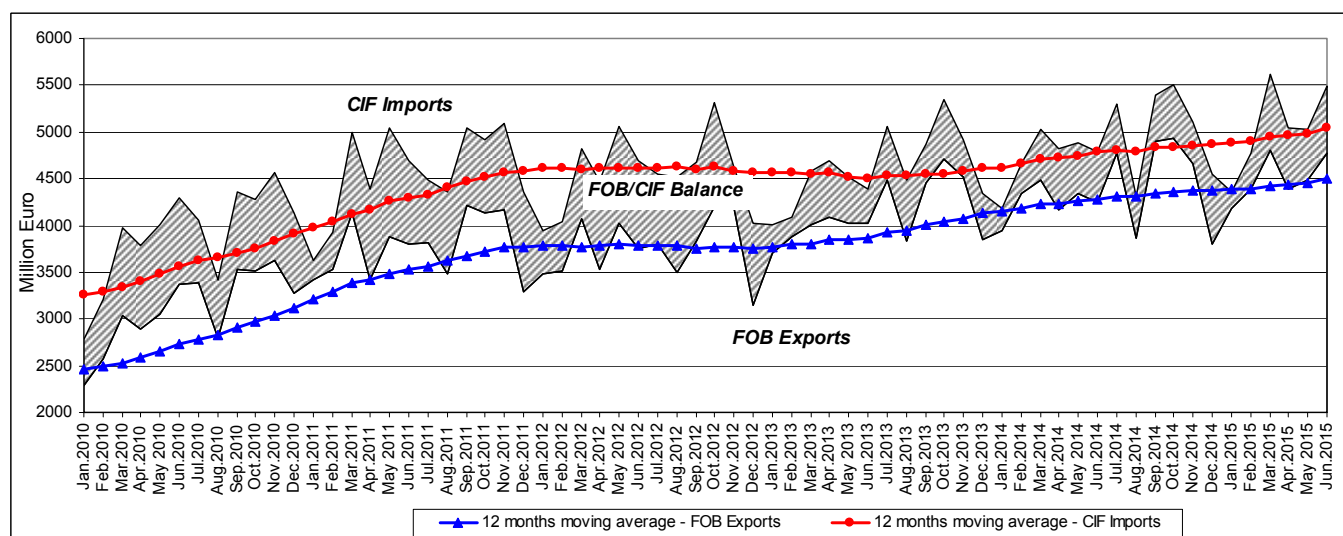


**Domain: International trade with goods**

## In the first semester of 2015, exports and imports increased by 5.9% and by 6.9%, respectively, compared to the first semester of 2014

- In the first semester of 2015 FOB exports amounted to 27029.8 million euro and CIF imports amounted to 30321.9 million euro.
- In the first semester of 2015, the FOB-CIF commercial deficit was of 3292.1 million euro, 441.1 million euro more than in the first semester of 2014.
- In June 2015, FOB exports were of 4767.0 million euro and CIF imports were of 5486.9 million euro, a commercial deficit of 719.9 million euro being registered.
- Compared to May 2015, exports increased by 6.3% and imports increased by 9.0% in June 2015.

**Exports, imports and FOB/CIF balance during January 2010 – June 2015**

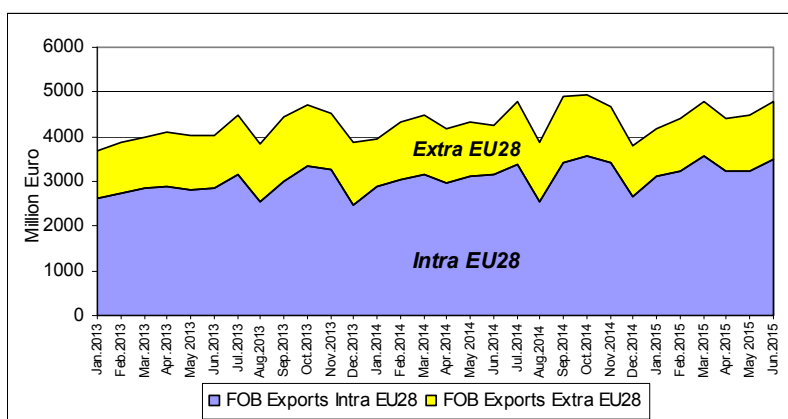


Graph data in .xls format.

In the first semester of 2015, the Intra-community trade of goods (Intra-EU28) amounted to 19890.3 million euro for dispatches and to 23329.8 million euro for arrivals, representing 73.6% of the total exports and 76.9% of the total imports.

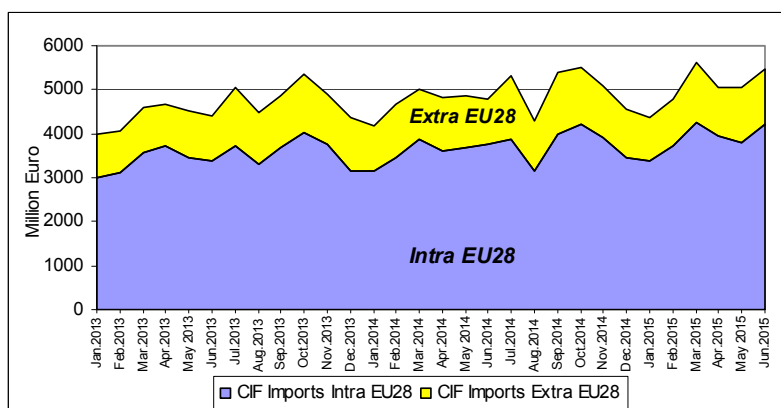
In the first semester of 2015, the Extra-community trade of goods (Extra-EU28) amounted to 7139.5 million euro for exports and to 6992.1 million euro for imports, representing 26.4% of the total exports and 23.1% of the total imports.

### INTRA – EU28 exports and EXTRA – EU28 exports during January 2013 – June 2015



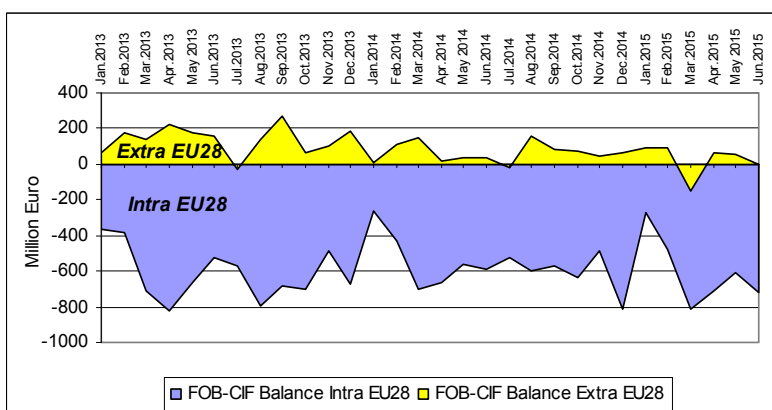
Graph data in .xls format.

### INTRA – EU28 imports and EXTRA – EU28 imports during January 2013 – June 2015



Graph data in .xls format.

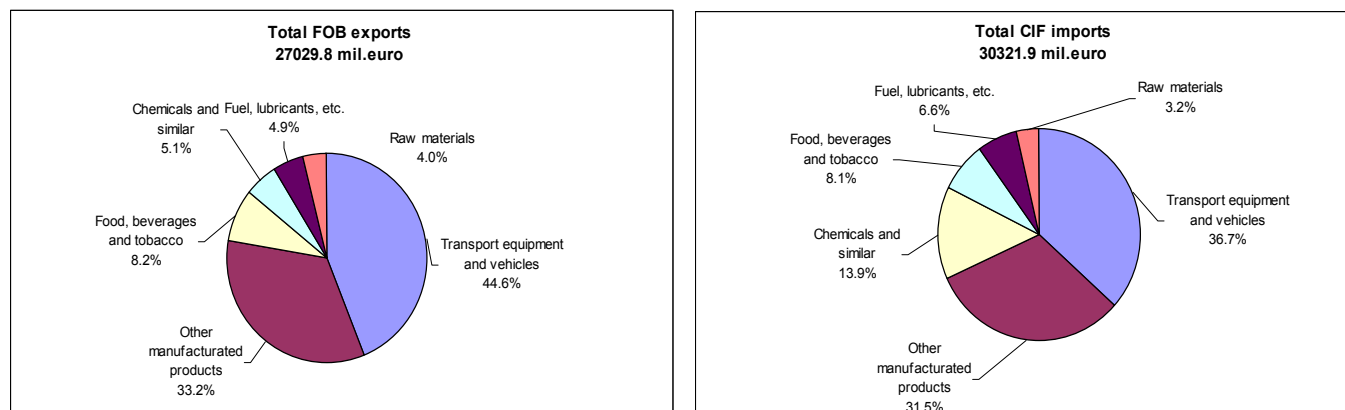
### FOB-CIF balance for INTRA – EU28 and EXTRA – EU28 during January 2013 – June 2015



Graph data in .xls format.

In the first semester of 2015, important weights in the structure of exports and imports are represented by the following groups of goods: transport equipment and vehicles (44.6% for export and 36.7% for import) and other manufactured goods<sup>\*)</sup> (33.2% for export and 31.5% for import, respectively).

### The international trade structure, by product groups, in Semester I 2015



Graph data in .xls format.

#### Additional information:

For a correct interpretation of the indicators, please consult the [Methodological Notes](#).

The statistical data on exports (FOB), imports (CIF) and FOB-CIF balance, in both Euro and lei, can be accessed in the [Annex](#) in .xls format, related to the press release.

Details regarding the international trade of goods for the period 1.I-31.V 2015 will be given in the Statistical Bulletin of International Trade no.5/2015, date of issue August 19, 2015.

Details regarding the international trade of goods for the first semester of 2015 will be given in the Statistical Bulletin of International Trade no.6/2015, date of issue September 18, 2015.

The next press release on the international trade of goods for July and the period 1.I-31.VII 2015 will appear on September 9, 2015.

Press releases archive: <http://www.insse.ro/cms/en/content/press-releases>

For international comparison, kindly see the Eurostat press release which will appear on Monday, August 17, 2015 (<http://ec.europa.eu/eurostat>).

#### The Department of Communication

e-mail: [birou presa@insse.ro](mailto:birou presa@insse.ro)

Phone: +4021 3181869

<sup>\*)</sup> manufactured goods mainly grouped by the raw material (iron, steel, rubber, metal, etc.) and other manufactured goods (clothes and accessories, footwear, etc.)