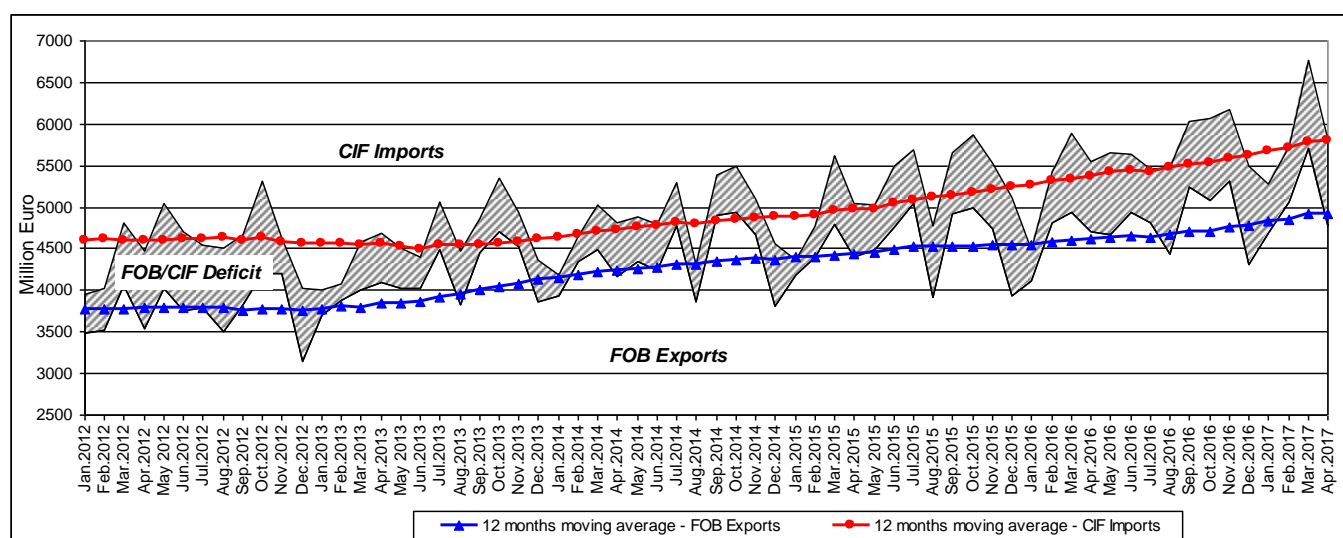


Domain: International trade with goods

In the period 1.I-30.IV 2017, the exports and imports increased by 9.0% and by 10.5%, respectively, compared to the period 1.I-30.IV 2016

- In the period 1.I-30.IV 2017, the FOB exports amounted to 20234.8 million euro and the CIF imports amounted to 23602.2 million euro.
- In the period 1.I-30.IV 2017, the FOB-CIF commercial deficit was of 3367.4 million euro, 568.2 million euro more than in the period 1.I-30.IV 2016.
- In April 2017, the FOB exports were of 4774.6 million euro and the CIF imports were of 5823.7 million euro, a commercial deficit of 1049.1 million euro being registered.
- Compared to April 2016, the exports increased by 1.5% and the imports increased by 5.0% in April 2017.

Exports, imports and FOB/CIF balance during January 2012 – April 2017

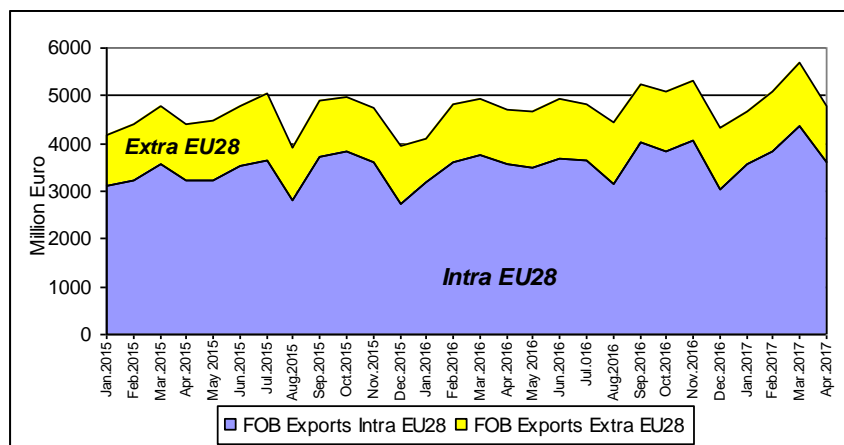


Graph data in .xls format.

In the period 1.I-30.IV 2017, the Intra-community trade of goods (Intra-EU28) amounted to 15370.0 million euro for dispatches and to 17939.3 million euro for arrivals, representing 76.0% of both total exports and imports.

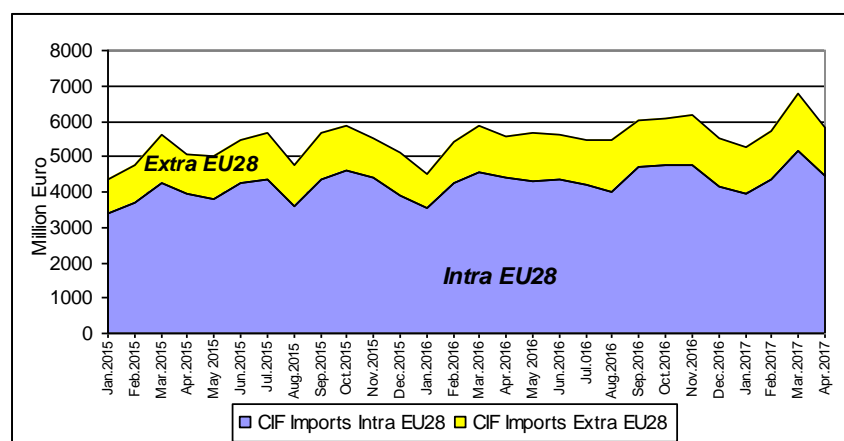
In the period 1.I-30.IV 2017, the Extra-community trade of goods (Extra-EU28) amounted to 4864.8 million euro for exports and to 5662.9 million euro for imports, representing 24.0% of both total exports and imports.

INTRA – EU28 and EXTRA – EU28 exports during January 2015 – April 2017



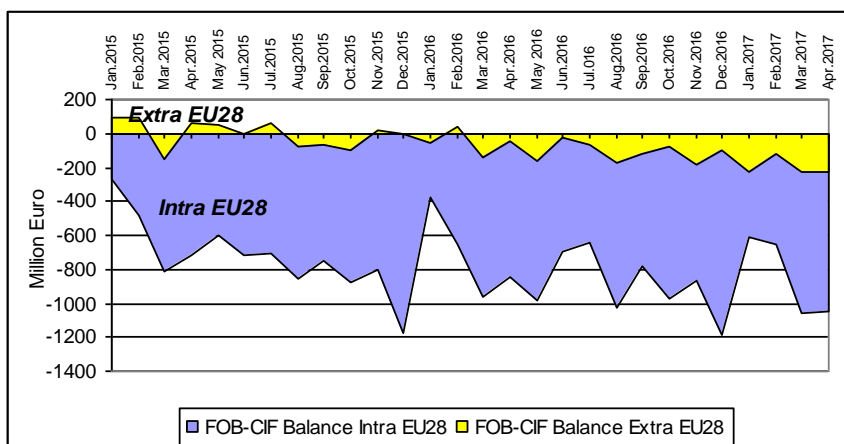
Graph data in .xls format.

INTRA – EU28 and EXTRA – EU28 imports during January 2015 – April 2017



Graph data in .xls format.

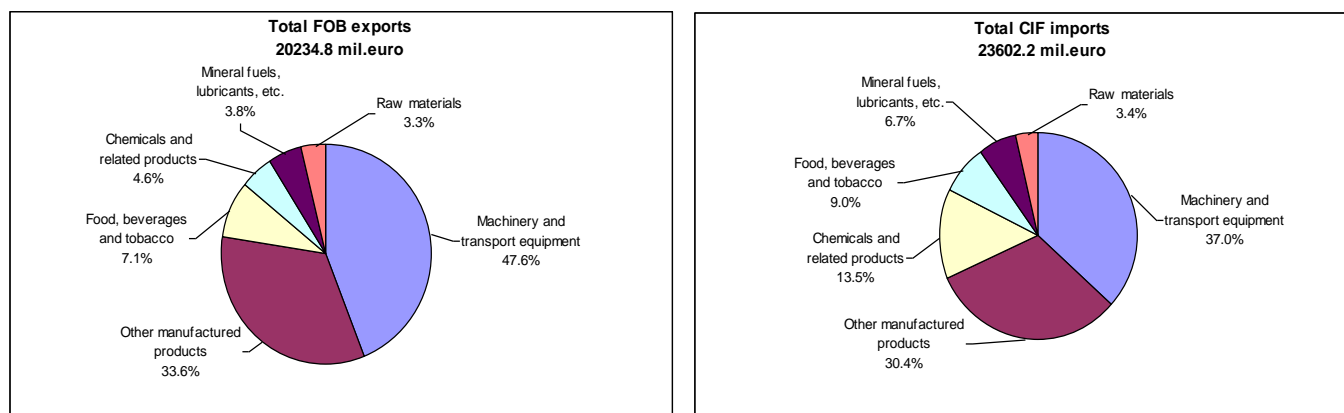
FOB-CIF balance for INTRA – EU28 and EXTRA – EU28 during January 2015 – April 2017



Graph data in .xls format.

In the period 1.I-30.IV 2017, important weights in the structure of exports and imports are represented by the following groups of goods: machinery and transport equipment (47.6% for export and 37.0% for import) and other manufactured goods*) (33.6% for export and 30.4% for import, respectively).

The international trade structure, by product groups, in the period 1.I-30.IV 2017



Graph data in .xls format.

Additional information:

For a correct interpretation of the indicators, kindly see the [Methodological Notes](#).

The statistical data on exports (FOB), imports (CIF) and FOB-CIF balance, in both euro and lei, can be accessed in the [Annex in .xls](#) format related to the press release.

Details regarding the international trade of goods for March and Quarter I 2017 will be given in the Statistical Bulletin of International Trade no.3/2017, date of issue June 19, 2017.

Details regarding the international trade of goods for April and the period 1.I-30.IV 2017 will be given in the Statistical Bulletin of International Trade no.4/2017, date of issue July 19, 2017.

The next press release on the international trade of goods, for May and the period 1.I-31.V 2017, will appear on July 10, 2017.

Press releases archive: <http://www.insse.ro/cms/en/comunicate-de-presa-view>

For international comparison, kindly see the Eurostat press release which will appear on Thursday, June 15, 2017 (<http://ec.europa.eu/eurostat>).

The Directorate of Communication

e-mail: birou presa@insse.ro

Phone: +4021 3181869

*) Manufactured goods mainly grouped by the raw material (iron, steel, rubber, metal, etc.) and other manufactured goods (clothes and accessories, footwear, etc.)