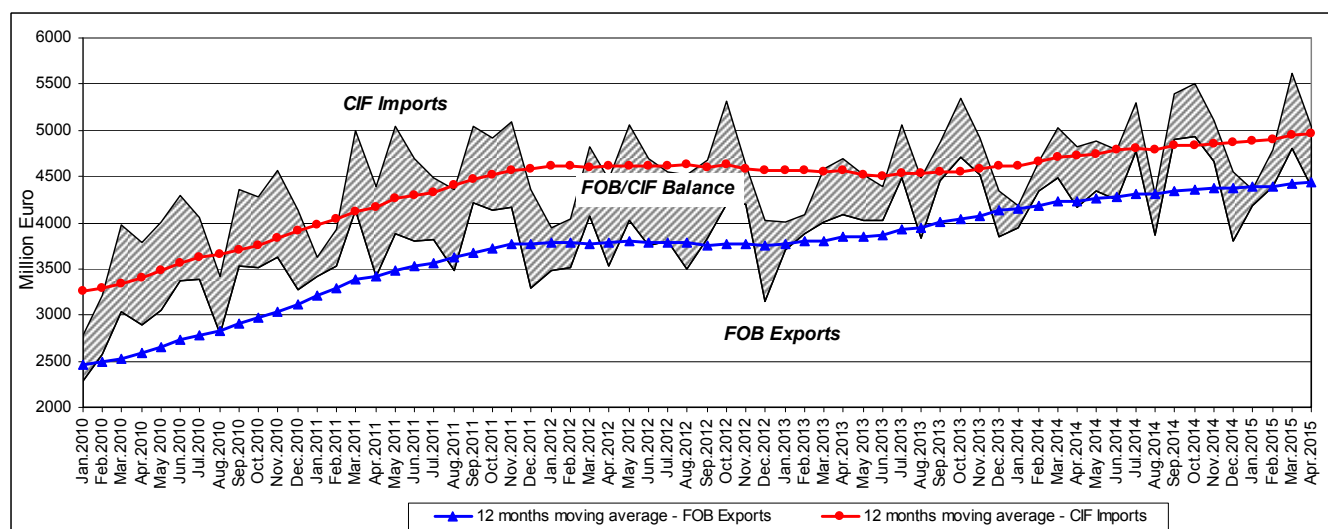


Domain: International trade with goods

In the period 1.I-30.IV 2015, exports and imports increased by 5.0% and by 5.9%, respectively, compared to the period 1.I-30.IV 2014

- In the period 1.I-30.IV 2015 FOB exports amounted to 17780.5 million euro and CIF imports amounted to 19798.6 million euro.
- In the period 1.I-30.IV 2015, the FOB-CIF commercial deficit was of 2018.1 million euro, 255.5 million euro more than in the period 1.I-30.IV 2014.
- In April 2015, FOB exports were of 4398.4 million euro and CIF imports were of 5042.6 million euro, a commercial deficit of 644.2 million euro being registered.
- Compared to March 2015, exports and imports decreased by 8.4% and by 10.1%, respectively, in April 2015.

Exports, imports and FOB/CIF balance during January 2010 – April 2015

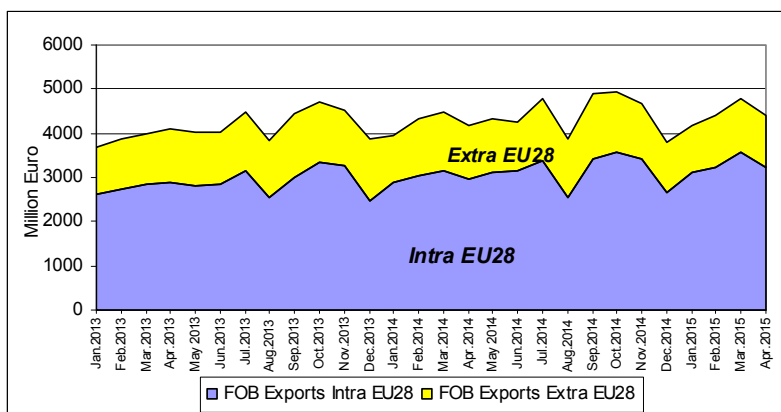


Graph data in .xls format.

In the period 1.I-30.IV 2015, the Intra-community trade of goods (Intra-EU28) amounted to 13167.0 million euro for dispatches and to 15284.7 million euro for arrivals, representing 74.1% of the total exports and 77.2% of the total imports.

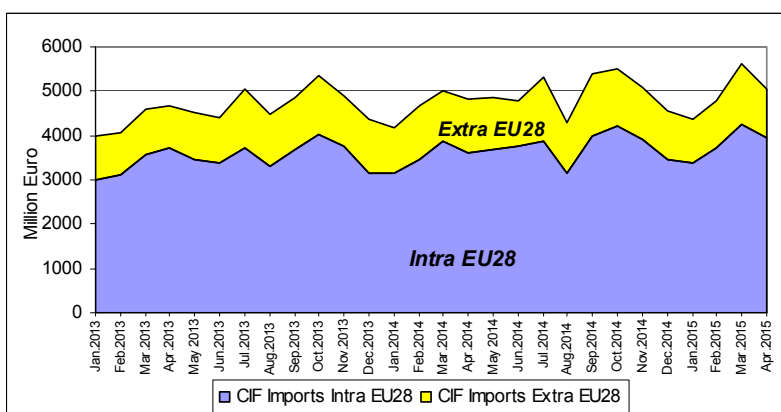
In the period 1.I-30.IV 2015, the Extra-community trade of goods (Extra-EU28) amounted to 4613.5 million euro for exports and to 4513.9 million euro for imports, representing 25.9% of the total exports and 22.8% of the total imports.

INTRA – EU28 exports and EXTRA – EU28 exports during January 2013 – April 2015



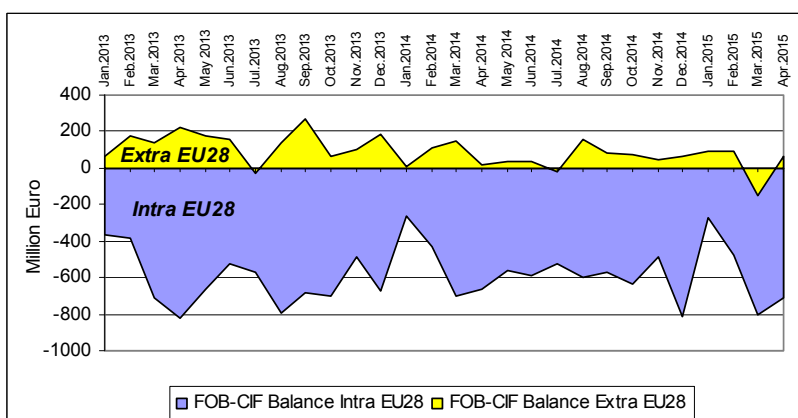
Graph data in .xls format.

INTRA – EU28 imports and EXTRA – EU28 imports during January 2013 – April 2015



Graph data in .xls format.

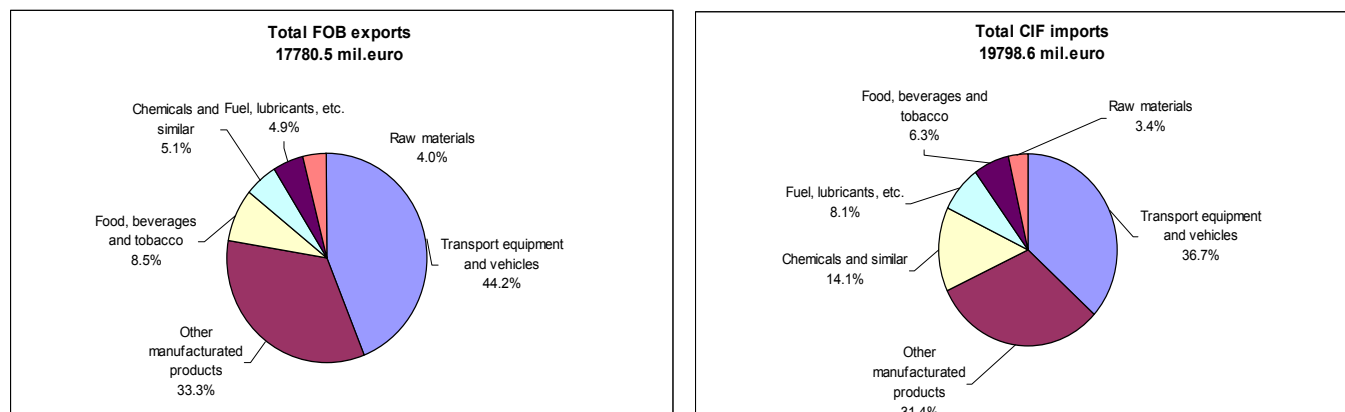
FOB-CIF balance for INTRA – EU28 and EXTRA – EU28 during January 2013 – April 2015



Graph data in .xls format.

In the period 1.I-30.IV 2015, important weights in the structure of exports and imports are represented by the following groups of goods: transport equipment and vehicles (44.2% for export and 36.7% for import) and other manufactured goods^{*)} (33.3% for export and 31.4% for import, respectively).

The international trade structure by product groups, in the period 1.I-30.IV 2015



Graph data in .xls format.

Additional information:

For a correct interpretation of the indicators, please consult the [Methodological Notes](#).

The statistical data on exports (FOB), imports (CIF) and FOB-CIF balance, in both Euro and lei, can be accessed in the [Annex](#) in .xls format, related to the press release.

Details regarding the international trade of goods for Quarter I 2015 will be given in the Statistical Bulletin of International Trade no.3/2015, date of issue June 19, 2015.

Details regarding the international trade of goods for the period 1.I-30.IV 2015 will be given in the Statistical Bulletin of International Trade no.4/2015, date of issue July 20, 2015.

The next press release on the international trade of goods for May and the period 1.I-31.V 2015 will appear on July 10, 2015.

Press releases archive: <http://www.insse.ro/cms/en/content/press-releases>

For international comparison, kindly see the Eurostat press release which will appear on Monday, June 15, 2015 (<http://ec.europa.eu/eurostat>).

The Department of Communication

e-mail: biroupresa@insse.ro

Phone: +4021 3181869

^{*)} manufactured goods mainly grouped by the raw material (iron, steel, rubber, metal, etc.) and other manufactured goods (clothes and accessories, footwear, etc.)