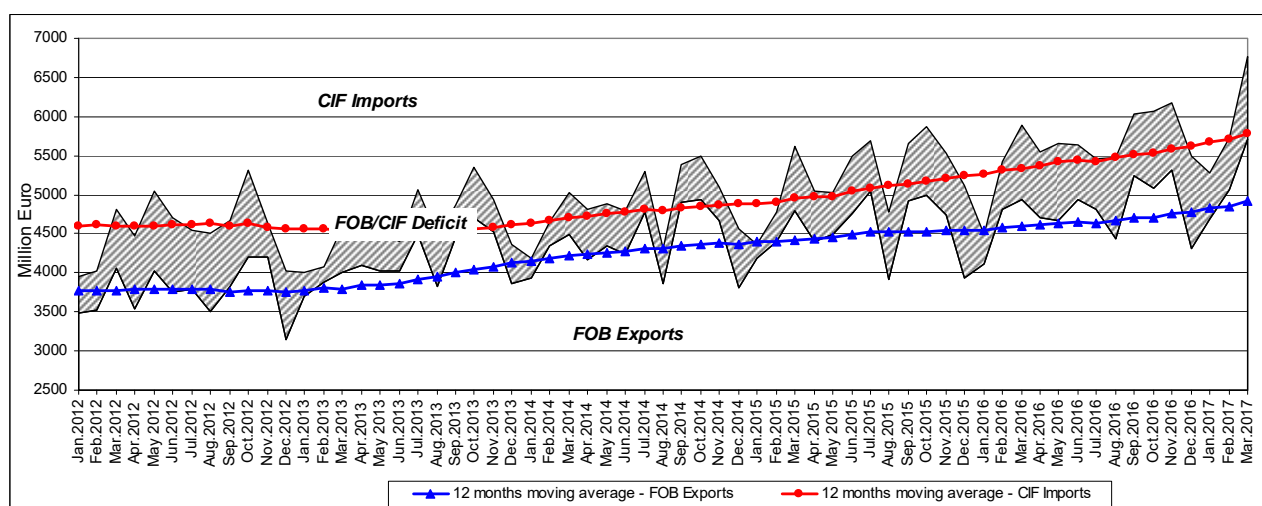


Domain: International trade with goods

## In the first quarter of 2017, the exports and imports increased by 11.5% and by 12.4%, respectively, compared to the first quarter of 2016

- In the first quarter of 2017, the FOB exports amounted to 15460.5 million euro and the CIF imports amounted to 17778.0 million euro.
- In the first quarter of 2017, the FOB-CIF commercial deficit was of 2317.5 million euro, 361.5 million euro more than in the first quarter of 2016.
- In March 2017, the FOB exports were of 5711.0 million euro and the CIF imports were of 6766.7 million euro, a commercial deficit of 1055.7 million euro being registered.
- Compared to March 2016, the exports increased by 15.9% and the imports increased by 14.8% in March 2017.

Exports, imports and FOB/CIF balance during January 2012 – March 2017

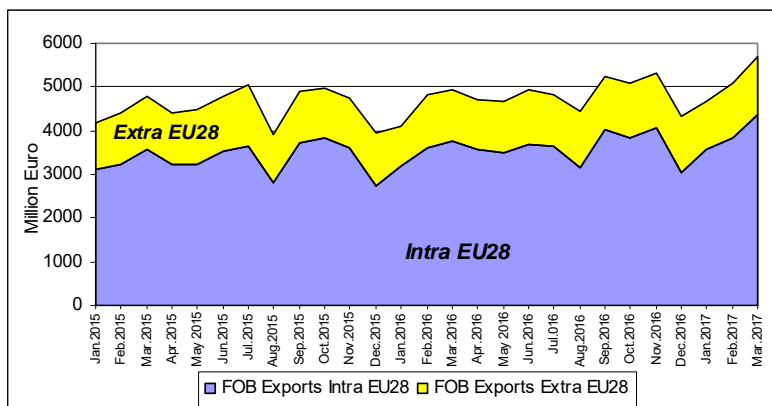


Graph data in .xls format.

In the first quarter of 2017, the Intra-community trade of goods (Intra-EU28) amounted to 11761.4 million euro for dispatches and to 13507.1 million euro for arrivals, representing 76.1% of the total exports and 76.0% of the total imports.

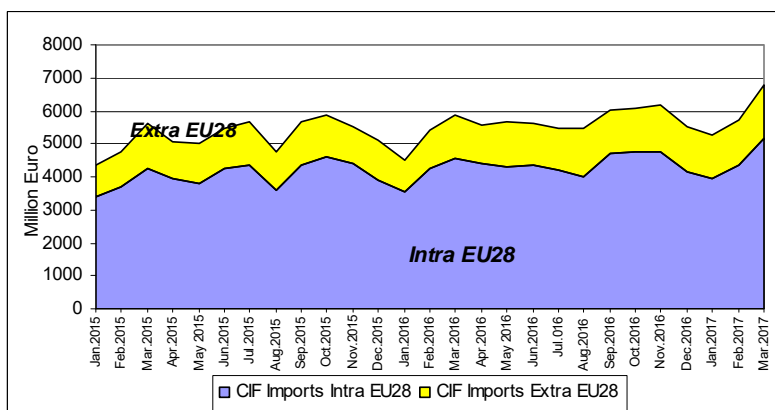
In the first quarter of 2017, the Extra-community trade of goods (Extra-EU28) amounted to 3699.1 million euro for exports and to 4270.9 million euro for imports, representing 23.9% of the total exports and 24.0% of the total imports.

### INTRA – EU28 and EXTRA – EU28 exports during January 2015 – March 2017



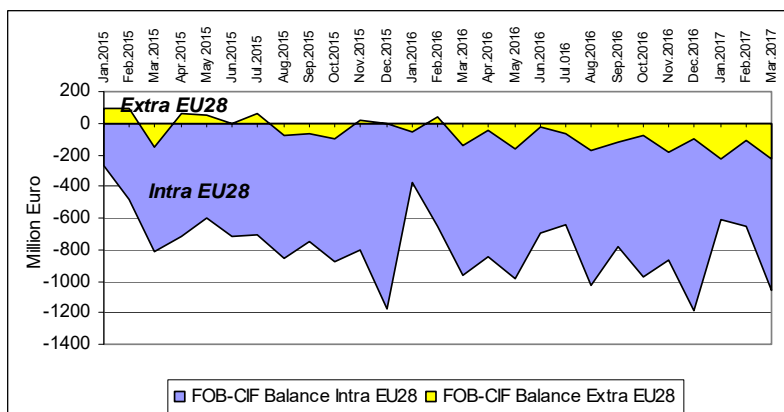
Graph data in .xls format.

### INTRA – EU28 and EXTRA – EU28 imports during January 2015 – March 2017



Graph data in .xls format.

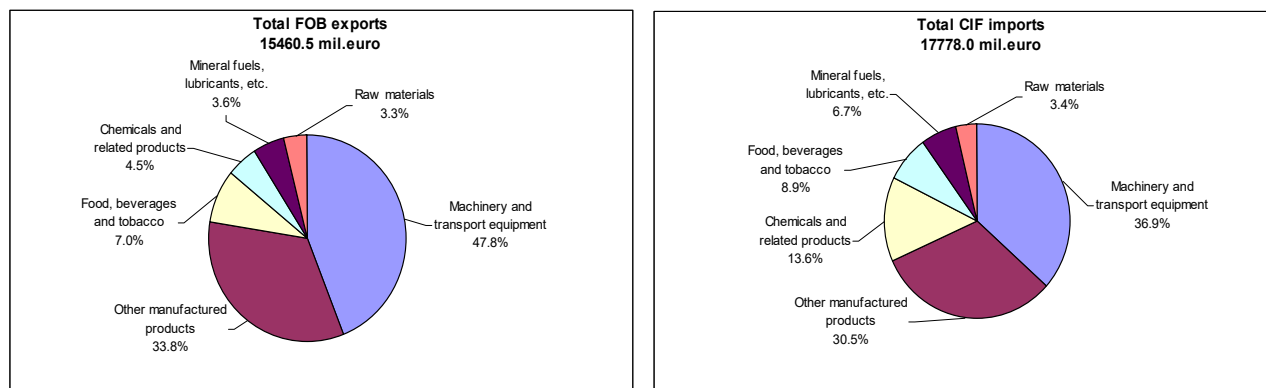
### FOB-CIF balance for INTRA – EU28 and EXTRA – EU28 during January 2015 – March 2017



Graph data in .xls format.

In the first quartet of 2017, important weights in the structure of exports and imports are represented by the following groups of goods: machinery and transport equipment (47.8% for export and 36.9% for import) and other manufactured goods\*) (33.8% for export and 30.5% for import, respectively).

### The international trade structure, by product groups, in Quarter I 2017



Graph data in .xls format.

### Additional information:

For a correct interpretation of the indicators, kindly see the [Methodological Notes](#).

The statistical data on exports (FOB), imports (CIF) and FOB-CIF balance, in both euro and lei, can be accessed in the [Annex in .xls](#) format related to the press release.

Details regarding the international trade of goods for February and the period 1.I-28.II 2017 will be given in the Statistical Bulletin of International Trade no.2/2017, date of issue May 19, 2017.

Details regarding the international trade of goods for March and Quarter I 2017 will be given in the Statistical Bulletin of International Trade no.3/2017, date of issue June 19, 2017.

The next press release on the international trade of goods, for April and the period 1.I-30.IV 2017, will appear on June 9, 2017.

Press releases archive: <http://www.insse.ro/cms/en/comunicate-de-presa-view>

For international comparison, kindly see the Eurostat press release which will appear on Tuesday, May 16, 2017 (<http://ec.europa.eu/eurostat>).

### The Directorate of Communication

e-mail: [biroupresa@insse.ro](mailto:biroupresa@insse.ro)

Phone: +4021 3181869

\*) Manufactured goods mainly grouped by the raw material (iron, steel, rubber, metal, etc.) and other manufactured goods (clothes and accessories, footwear, etc.)