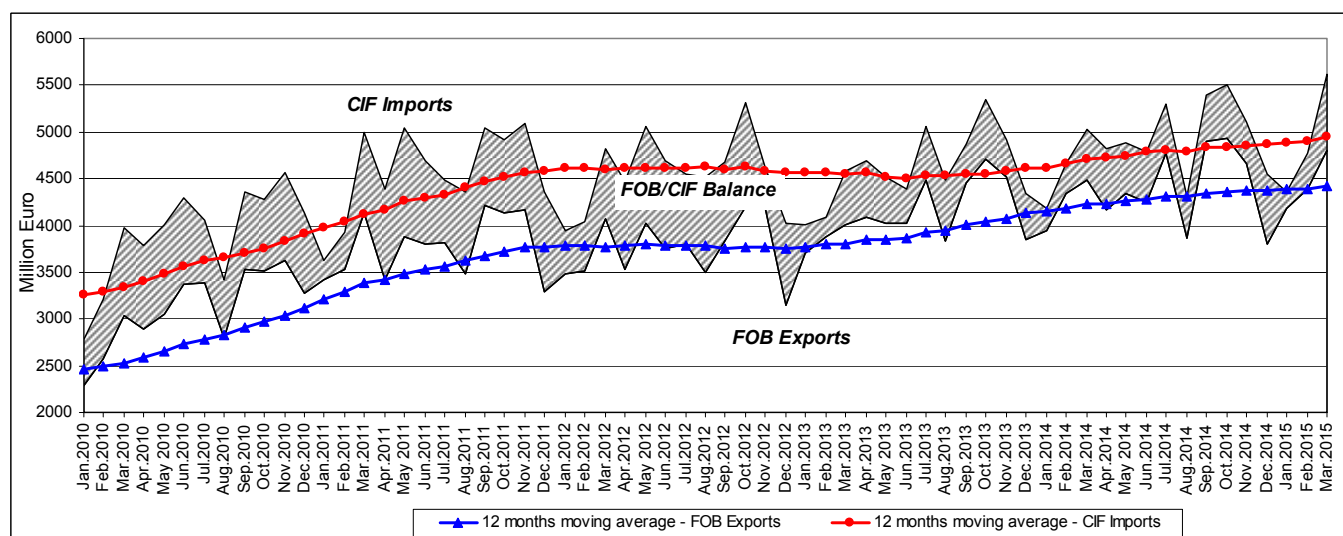


Domain: International trade with goods

In the first quarter of 2015, exports and imports increased by 4.9% and by 6.3%, respectively, compared to the first quarter of 2014

- In the first quarter of 2015 FOB exports amounted to 13380.8 million euro and CIF imports amounted to 14753.1 million euro.
- In the first quarter of 2015, the FOB-CIF commercial deficit was of 1372.3 million euro, 253.4 million euro more than in the first quarter of 2014.
- In March 2015, FOB exports were of 4801.6 million euro and CIF imports were of 5614.4 million euro, a commercial deficit of 261.9 million euro greater than in March 2014 being registered.
- Compared to February 2015, exports and imports increased by 9.3% and by 17.6%, respectively, in March 2015.

Exports, imports and FOB/CIF balance during January 2010 – March 2015

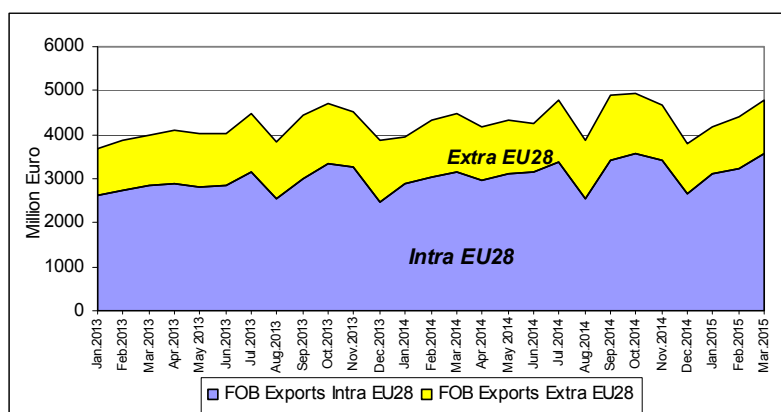


Graph data in .xls format.

In the first quarter of 2015, the Intra-community trade of goods (Intra-EU28) amounted to 9937.6 million euro for dispatches and to 11343.5 million euro for arrivals, representing 74.3% of the total exports and 76.9% of the total imports.

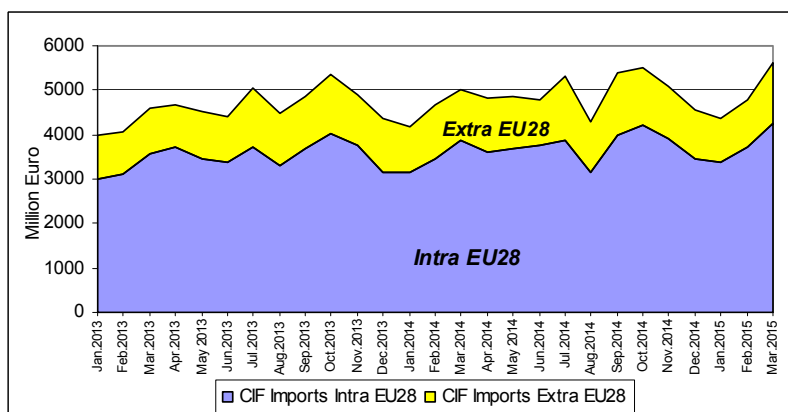
In the first quarter of 2015, the Extra-community trade of goods (Extra-EU28) amounted to 3443.2 million euro for exports and to 3409.6 million euro for imports, representing 25.7% of the total exports and 23.1% of the total imports.

INTRA – EU28 exports and EXTRA – EU28 exports during January 2013 – March 2015



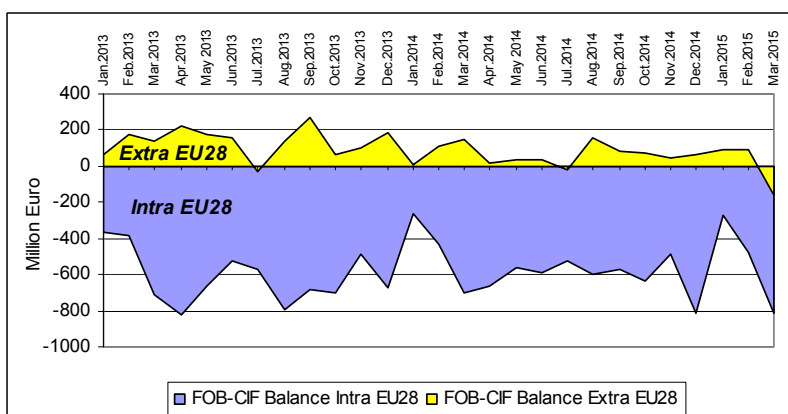
Graph data in .xls format.

INTRA – EU28 imports and EXTRA – EU28 imports during January 2013 – March 2015



Graph data in .xls format.

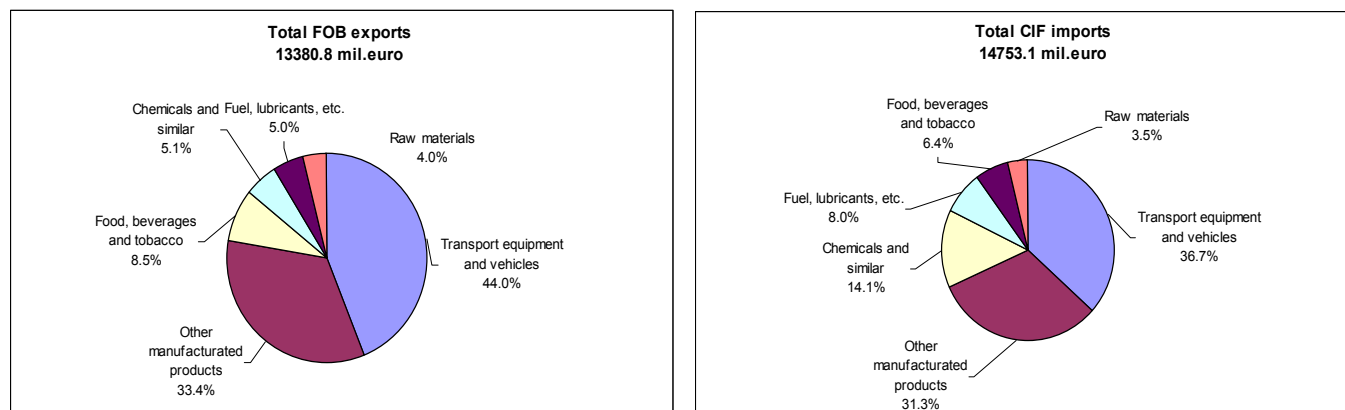
FOB-CIF balance for INTRA – EU28 and EXTRA – EU28 during January 2013 – March 2015



Graph data in .xls format.

In the first quarter of 2015, important weights in the structure of exports and imports are represented by the following groups of goods: transport equipment and vehicles (44.0% for export and 36.7% for import) and other manufactured goods^{*)} (33.4% for export and 31.3% for import, respectively).

The international trade structure by product groups, in Quarter I 2015



Graph data in .xls format.

Additional information:

For a correct interpretation of the indicators, please consult the [Methodological Notes](#).

The statistical data on exports (FOB), imports (CIF) and FOB-CIF balance, in both Euro and lei, can be accessed in the [Annex](#) in .xls format, related to the press release.

Details regarding the international trade of goods for the period 1.I-28.II 2015 will be given in the Statistical Bulletin of International Trade no.2/2015, date of issue May 19, 2015.

Details regarding the international trade of goods for Quarter I 2015 will be given in the Statistical Bulletin of International Trade no.3/2015, date of issue June 19, 2015.

The next press release on the international trade of goods for April and the period 1.I-30.IV 2015 will appear on June 9, 2015.

Press releases archive: <http://www.insse.ro/cms/en/content/press-releases>

For international comparison, kindly see the Eurostat press release which will appear on Tuesday, May 19, 2015 (<http://ec.europa.eu/eurostat>).

The Department of Communication

e-mail: biroupresa@insse.ro

Phone: +4021 3181869

^{*)} manufactured goods mainly grouped by the raw material (iron, steel, rubber, metal, etc.) and other manufactured goods (clothes and accessories, footwear, etc.)