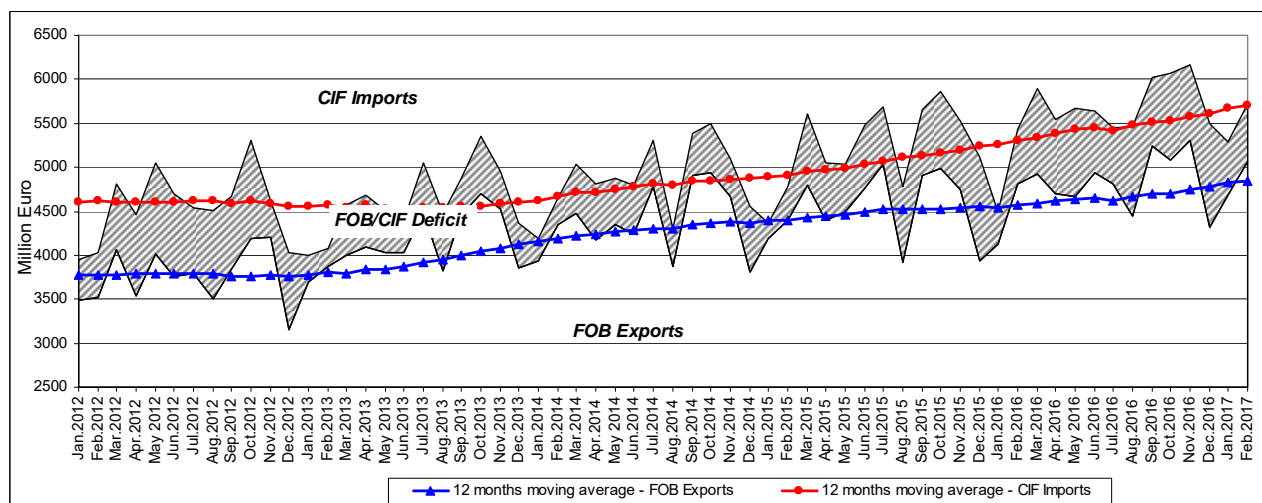


Domain: International trade with goods

In the period 1.I-28.II 2017, the exports and imports increased by 9.2% and by 10.9%, respectively, compared to the period 1.I-29.II 2016

- In the period 1.I-28.II 2017, the FOB exports amounted to 9749.9 million euro and the CIF imports amounted to 11008.9 million euro.
- In the period 1.I-28.II 2017, the FOB-CIF commercial deficit was of 1259.0 million euro, 267.5 million euro more than in the period 1.I-29.II 2016.
- In February 2017, the FOB exports were of 5071.6 million euro and the CIF imports were of 5723.2 million euro, a commercial deficit of 651.6 million euro being registered.
- Compared to February 2016, the exports increased by 5.4% and the imports increased by 5.5% in February 2017.

Exports, imports and FOB/CIF balance during January 2012 – February 2017

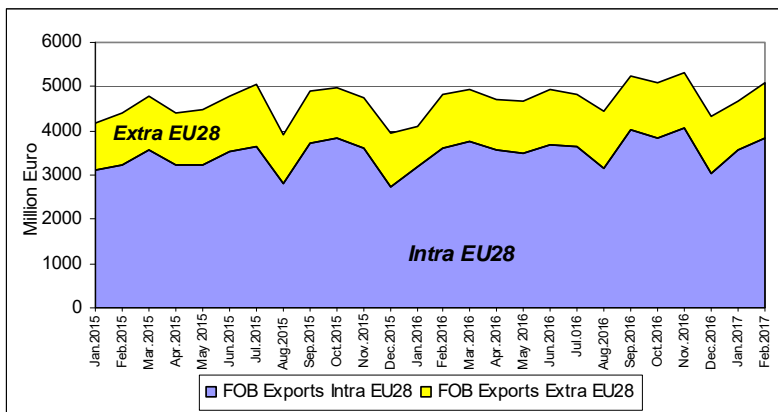


Graph data in .xls format.

In the period 1.I-28.II 2017, the Intra-community trade of goods (Intra-EU28) amounted to 7405.7 million euro for dispatches and to 8324.5 million euro for arrivals, representing 76.0% of the total exports and 75.6% of the total imports.

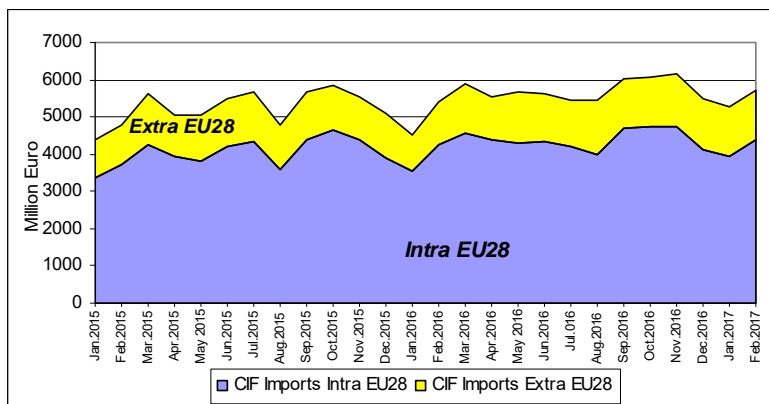
In the period 1.I-28.II 2017, the Extra-community trade of goods (Extra-EU28) amounted to 2344.2 million euro for exports and to 2684.4 million euro for imports, representing 24.0% of the total exports and 24.4% of the total imports.

INTRA – EU28 and EXTRA – EU28 exports during January 2015 – February 2017



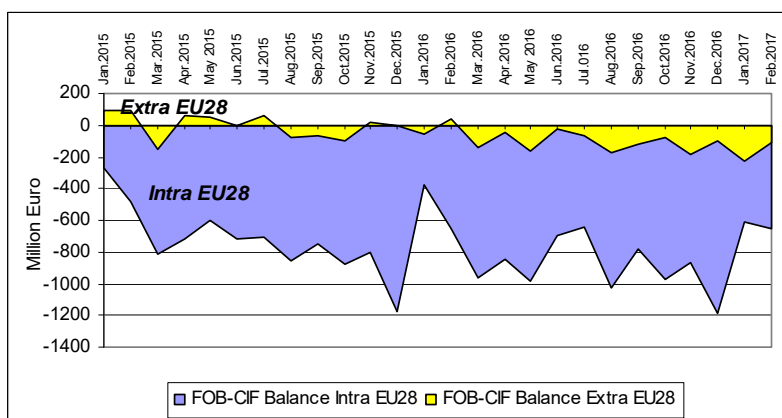
Graph data in .xls format.

INTRA – EU28 and EXTRA – EU28 imports during January 2015 – February 2017



Graph data in .xls format.

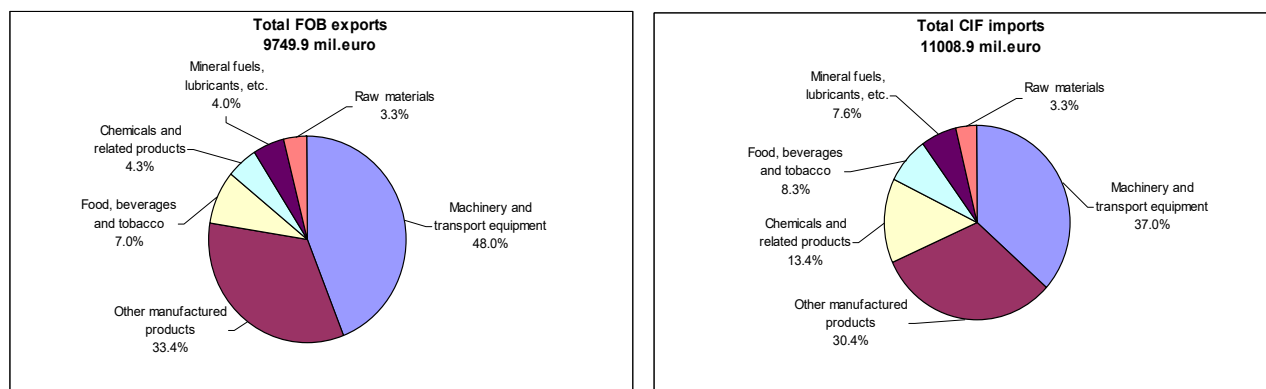
FOB-CIF balance for INTRA – EU28 and EXTRA – EU28 during January 2015 – February 2017



[Graph data in .xls format.](#)

In the period 1.I-28.II 2017, important weights in the structure of exports and imports are represented by the following groups of goods: machinery and transport equipment (48.0% for export and 37.0% for import) and other manufactured goods*) (33.4% for export and 30.4% for import, respectively).

The international trade structure, by product groups, in the period 1.I-28.II 2017



[Graph data in .xls format.](#)

Additional information:

For a correct interpretation of the indicators, kindly see the [Methodological Notes](#).

The statistical data on exports (FOB), imports (CIF) and FOB-CIF balance, in both euro and lei, can be accessed in the [Annex in .xls](#) format related to the press release.

Details regarding the international trade of goods for January 2017 will be given in the Statistical Bulletin of International Trade no.1/2017, date of issue April 24, 2017.

Details regarding the international trade of goods for February and the period 1.I-28.II 2017 will be given in the Statistical Bulletin of International Trade no.2/2017, date of issue May 19, 2017.

The next press release on the international trade of goods, for March and the first trimester of 2017, will appear on May 10, 2017.

Press releases archive: <http://www.insse.ro/cms/en/comunicate-de-presa-view>

For international comparison, kindly see the Eurostat press release which will appear on Wednesday, April 19, 2017 (<http://ec.europa.eu/eurostat>).

The Directorate of Communication

e-mail: biroupresa@insse.ro

Phone: +4021 3181869

*) Manufactured goods mainly grouped by the raw material (iron, steel, rubber, metal, etc.) and other manufactured goods (clothes and accessories, footwear, etc.)