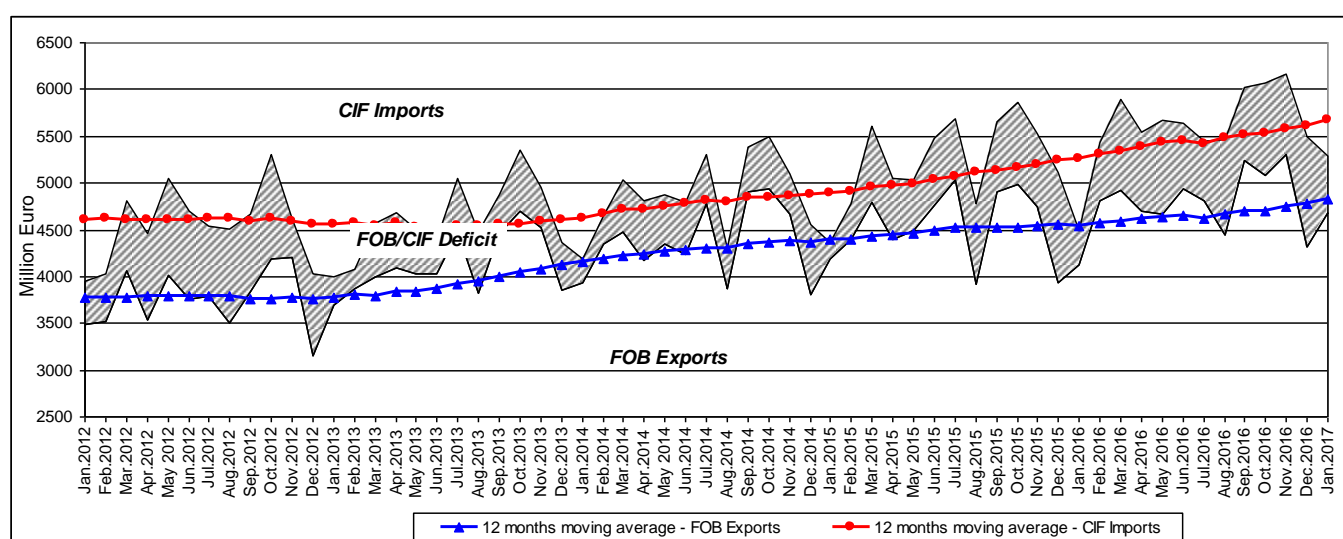


Domain: International trade with goods

In January 2017, the exports and imports increased by 13.6% and by 17.4%, respectively, compared to January 2016

- In January 2017, the FOB exports amounted to 4680.2 million euro and the CIF imports amounted to 5282.4 million euro.
- In January 2017, the FOB-CIF commercial deficit was of 602.2 million euro, 222.5 million euro more than in January 2016.
- Compared to December 2016, the exports increased by 8.6% and the imports decreased by 3.9% in January 2017.

Exports, imports and FOB/CIF balance during January 2012 – January 2017

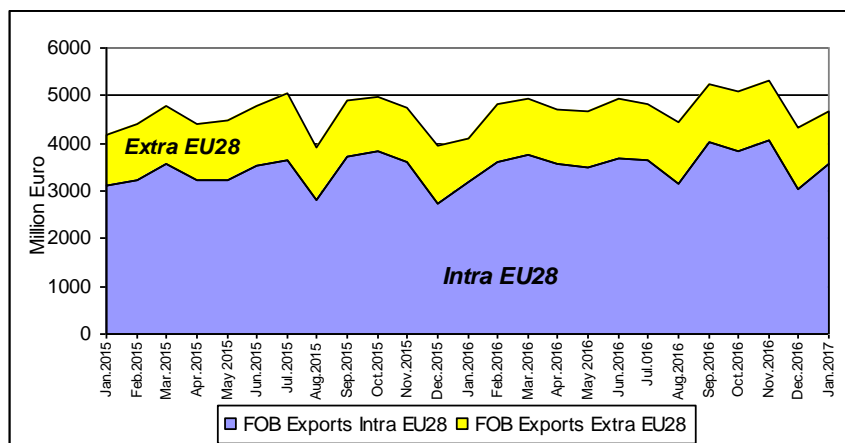


Graph data in .xls format.

In January 2017, the Intra-community trade of goods (Intra-EU28) amounted to 3566.9 million euro for dispatches and to 3947.2 million euro for arrivals, representing 76.2% of the total exports and 74.7% of the total imports.

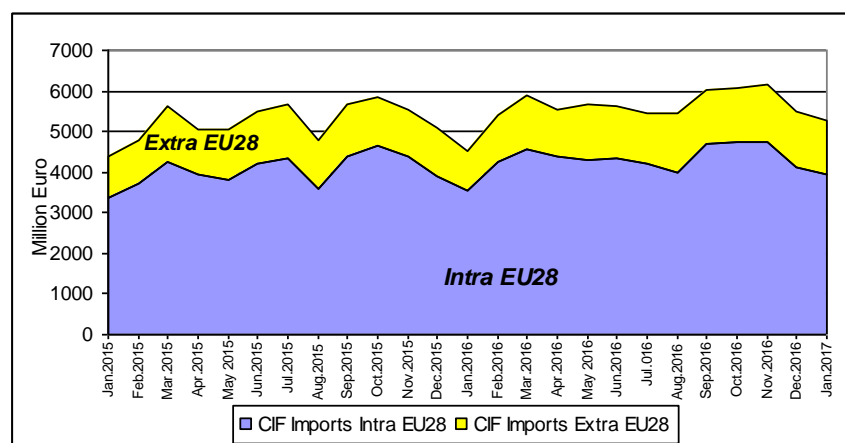
In January 2017, the Extra-community trade of goods (Extra-EU28) amounted to 1113.3 million euro for exports and to 1335.2 million euro for imports, representing 23.8% of the total exports and 25.3% of the total imports.

INTRA – EU28 and EXTRA – EU28 exports during January 2015 – January 2017



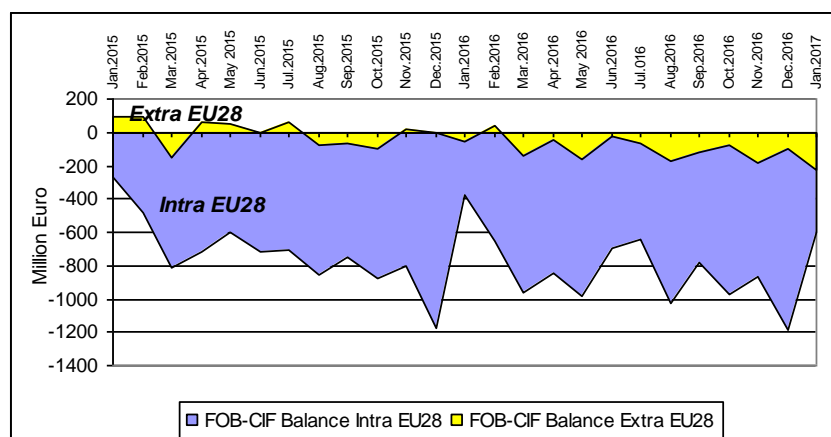
Graph data in .xls format.

INTRA – EU28 and EXTRA – EU28 imports during January 2015 – January 2017



Graph data in .xls format.

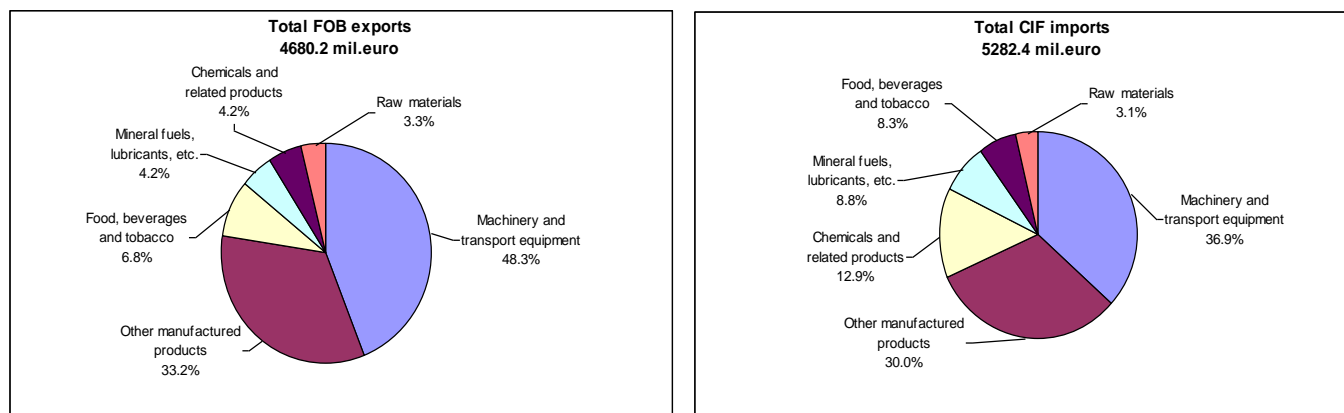
FOB-CIF balance for INTRA – EU28 and EXTRA – EU28 during January 2015 – January 2017



Graph data in .xls format.

In January 2017, important weights in the structure of exports and imports are represented by the following groups of goods: machinery and transport equipment (48.3% for export and 36.9% for import) and other manufactured goods^{*)} (33.2% for export and 30.0% for import, respectively).

The international trade structure, by product groups, in January 2017



Graph data in .xls format.

Additional information:

For a correct interpretation of the indicators, kindly see the [Methodological Notes](#).

The statistical data on exports (FOB), imports (CIF) and FOB-CIF balance, in both euro and lei, can be accessed in the [Annex in .xls](#) format related to the press release.

Details regarding the international trade of goods for the year 2016 will be given in the Statistical Bulletin of International Trade no.12/2016, date of issue March 21, 2017.

Details regarding the international trade of goods for January 2017 will be given in the Statistical Bulletin of International Trade no.1/2017, date of issue April 24, 2017.

The next press release on the international trade of goods, for February and the period 1.I-28.II 2017, will appear on April 10, 2017.

Press releases archive: <http://www.insse.ro/cms/en/comunicate-de-presa-view>

For international comparison, kindly see the Eurostat press release which will appear on Friday, March 17, 2017 (<http://ec.europa.eu/eurostat>).

The Directorate of Communication

e-mail: birou presa@insse.ro

Phone: +4021 3181869

^{*)} Manufactured goods mainly grouped by the raw material (iron, steel, rubber, metal, etc.) and other manufactured goods (clothes and accessories, footwear, etc.)