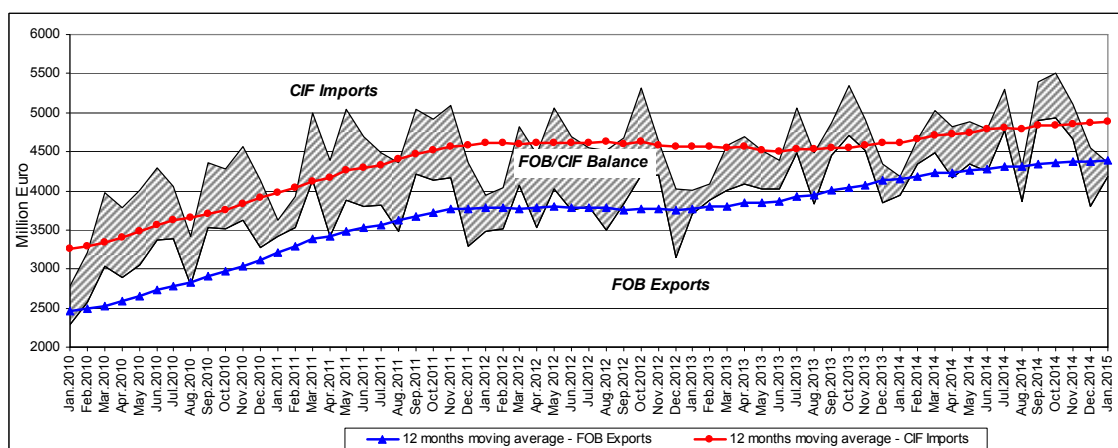


Domain: International trade with goods

In January 2015, exports and imports increased by 6.4% and by 4.1%, respectively, compared to January 2014

- In January 2015, according to preliminary estimations of the National Institute of Statistics, FOB exports amounted to 4186.6 million euro and CIF imports amounted to 4363.0 million euro.
- Compared to December 2014, in January 2015 exports increased by 10.2% and imports decreased by 4.0%.
- In January 2015 the FOB-CIF commercial deficit was of 176.4 million euro, 76.2 million euro less than in January 2014.

Exports, imports and FOB/CIF balance during January 2010 – January 2015

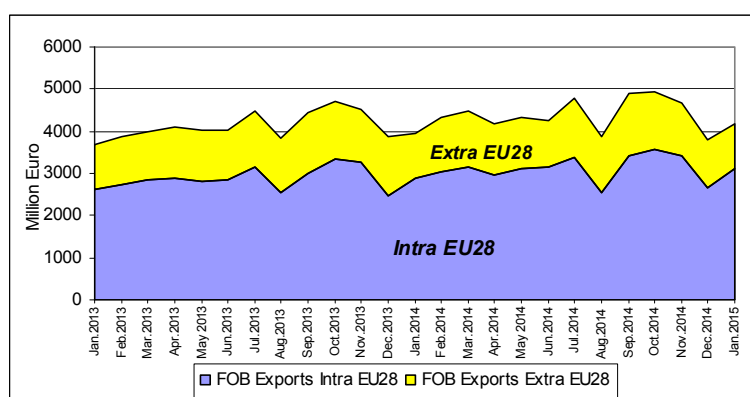


[Graph data in .xls format.](#)

In January 2015, the Intra-community trade of goods (Intra-EU28) amounted to 3107.8 million euro for dispatches and to 3380.9 million euro for arrivals, representing 74.2% of the total exports and 77.5% of the total imports.

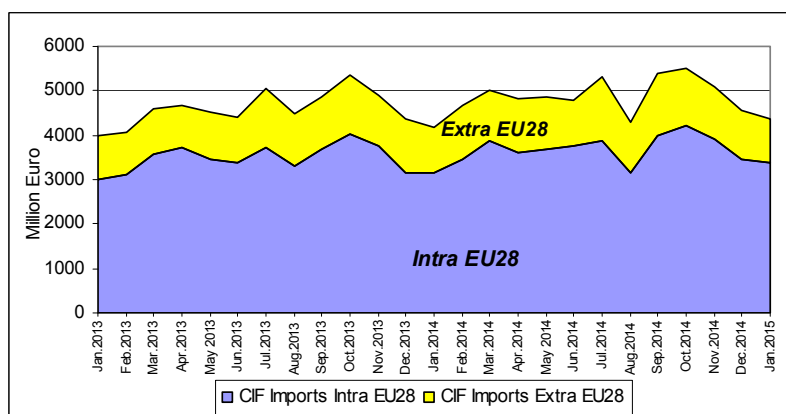
In January 2015, the Extra-community trade of goods (Extra-EU28) amounted to 1078.8 million euro for exports and to 982.1 million euro for imports, representing 25.8% of the total exports and 22.5% of the total imports.

INTRA – EU28 exports and EXTRA – EU28 exports, during January 2013 – January 2015



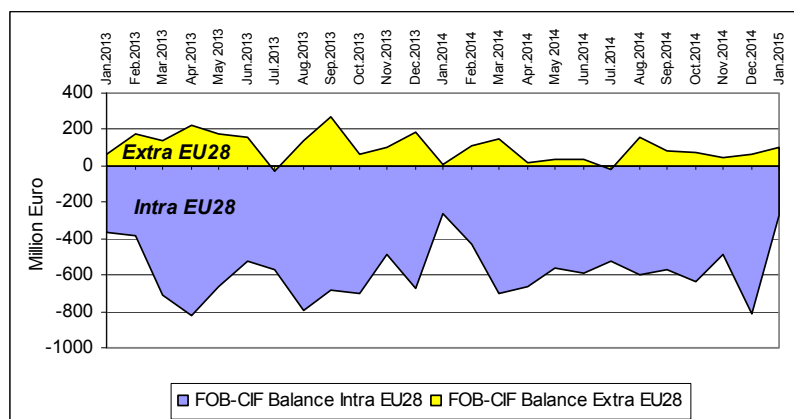
Graph data in .xls format.

INTRA – EU28 imports and EXTRA – EU28 imports during January 2013 – January 2015



Graph data in .xls format.

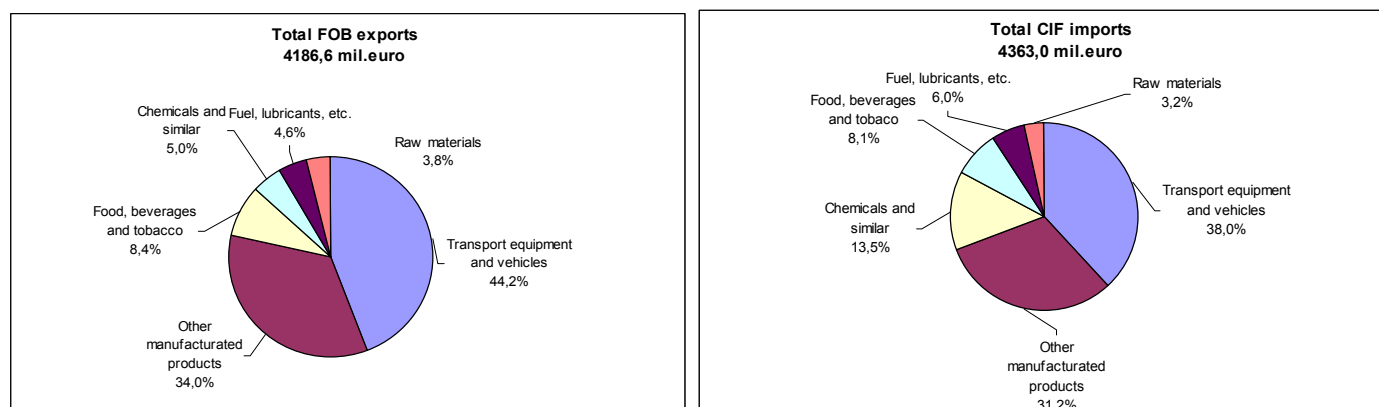
FOB-CIF balance for INTRA – EU28 and EXTRA – EU28, during January 2013 – January 2015



Graph data in .xls format.

In January 2015, important weights in the structure of exports and imports are represented by the following groups of goods: transport equipment and vehicles (44.2% for export and 38.0% for import) and other manufactured goods^{*)} (34.0% for export and 31.2% for import, respectively).

The international trade structure by product groups, in January 2015



Graph data in .xls format.

Additional information:

For a correct interpretation of the indicators, please consult the [Methodological Notes](#).

The statistical data on exports (FOB), imports (CIF) and FOB-CIF balance, in both Euro and lei, can be accessed in the [Annex](#) in .xls format related to the press release.

Details regarding the international trade of goods for the year 2014 will be given in the Statistical Bulletin of International Trade no.12/2014, date of issue March 23, 2015.

Details regarding the international trade of goods for January 2015 will be given in the Statistical Bulletin of International Trade no.1/2015, date of issue April 22, 2015.

The next press release on the international trade of goods in February and the period 1.I-28.II 2015 will appear on April 9, 2015.

Press releases archive: <http://www.insse.ro/cms/en/content/press-releases>

For international comparison, kindly see the Eurostat press release which will appear on Wednesday, March 18, 2015 (<http://ec.europa.eu/eurostat>).

The Department of Communication

e-mail: birou presa@insse.ro

Phone: +4021 3181868

^{*)} manufactured goods mainly grouped by the raw material (iron, steel, rubber, metal, etc.) and other manufactured goods (clothes and accessories, footwear, etc.)