

Domain: Construction

CONSTRUCTION PERMITS RELEASED FOR BUILDINGS IN JULY 2025

- *In July 2025, 3675 construction permits were released for residential buildings, an increase of 4.9% compared to June 2025 and a 5.4% rise compared to July 2024.*
- *In the 1.I-31.VII.2025 period, 21314 construction permits were released for residential buildings, 4.4% more than in the 1.I-31.VII.2024 period.*

Construction permits released for buildings

		Permits for residential buildings			Permits for non-residential buildings					
					administrative buildings			other non-residential buildings		
		Jul. 2024	Jun. 2025	Jul. 2025	Jul. 2024	Jun. 2025	Jul. 2025	Jul. 2024	Jun. 2025	Jul. 2025
TOTAL	number	3487	3505	3675	11	15	12	548	662	601
	Useful floor area - sq m -	783545	1064306	1045932	2585	4499	16994	270230	428059	364978
Urban area	number	1132	939	1108	3	9	9	198	208	186
	Useful floor area - sq m -	393259	610722	618665	634	3150	15585	132113	227622	141250
Rural area	number	2355	2566	2567	8	6	3	350	454	415
	Useful floor area - sq m -	390286	453584	427267	1951	1349	1409	138117	200437	223728

[The table data in .xls format](#)

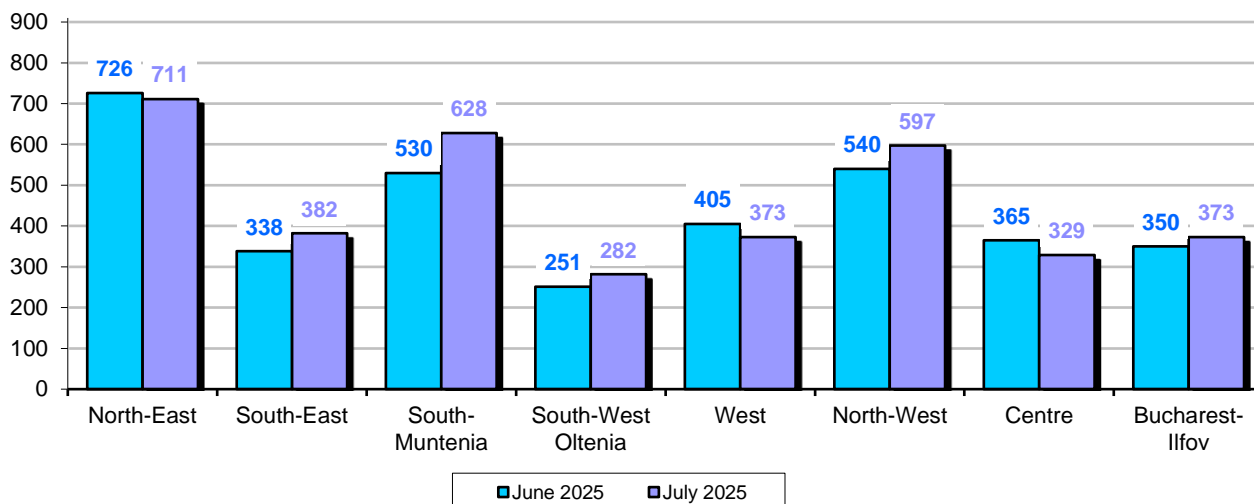
July 2025 compared to June 2025

In July 2025, 3675 construction permits were released for residential buildings (+4.9% compared to June 2025), with a total useful floor area of 1045932 sq m (-1.7%). 69.9% of the total number of construction permits for residential buildings are for the rural area.

In July 2025, there was an increase of 170 permits in the number of construction permits released for residential buildings compared to the previous month. At regional level, this rise was reflected in the following development regions: South-Muntenia (+98 permits), North-West (+57), South-East (+44), South-West Oltenia (+31) and Bucharest-Ilfov (+23). Drops were reported for the following development regions: Centre (-36 permits), West (-32) and North-East (-15).

Construction permits released for residential buildings, by development regions, in July 2025 and June 2025

- number -



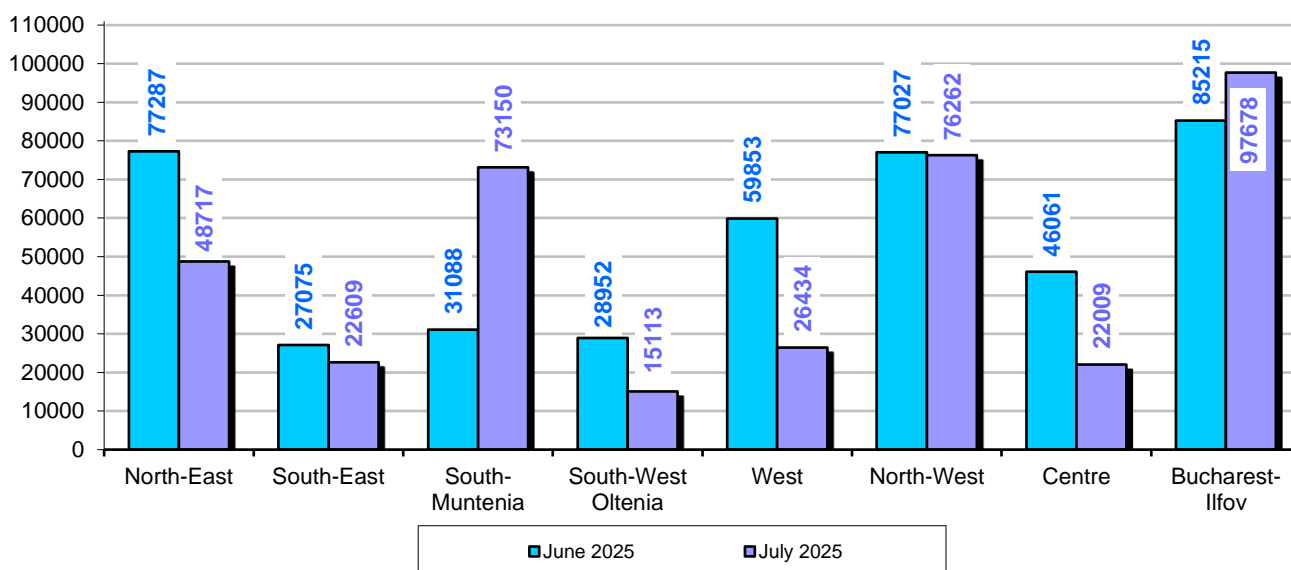
[The graph data in .xls format](#)

In July 2025, 613 construction permits were released for non-residential buildings (-9.5% compared to June 2025), with a total useful floor area of 381972 sq m (-11.7%).

In July 2025, there was a decrease in the useful floor area as regards the construction permits released for non-residential buildings (-50586 sq m) compared to the previous month. At regional level, this drop was reflected in the following development regions: West (-33419 sq m), North-East (-28570), Centre (-24052), South-West Oltenia (-13839), South-East (-4466) and North-West (-765). Rises were reported in the South-Muntenia (+42062 sq m) and Bucharest-Ilfov (+12463) development regions.

Construction permits released for non-residential buildings, by development regions, in July 2025 and June 2025

Useful floor area - sq m -



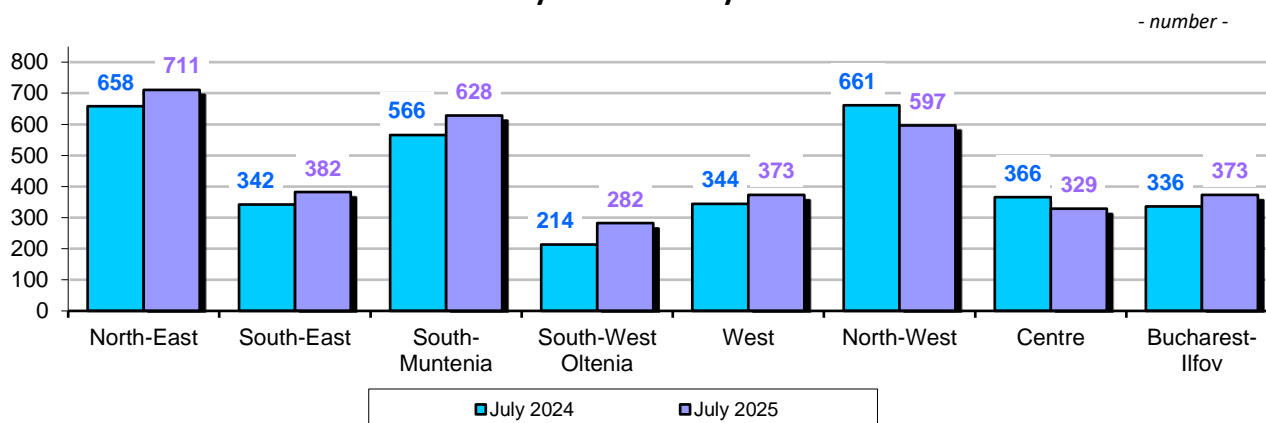
[The graph data in .xls format](#)

July 2025 compared to July 2024

In July 2025, the number of construction permits released for residential buildings increased by 5.4% and there was a rise in the total useful floor area (+33.5%) compared to July 2024.

At regional level, this rise in the number of construction permits released for residential buildings (+188 permits) was reflected in the following development regions: South-West Oltenia (+68 permits), South-Muntenia (+62), North-East (+53), South-East (+40), Bucharest-Ilfov (+37) and West (+29). Drops were reported in the North-West (-64 permits) and Centre (-37) development regions.

Construction permits released for residential buildings, by development regions, in July 2025 and July 2024

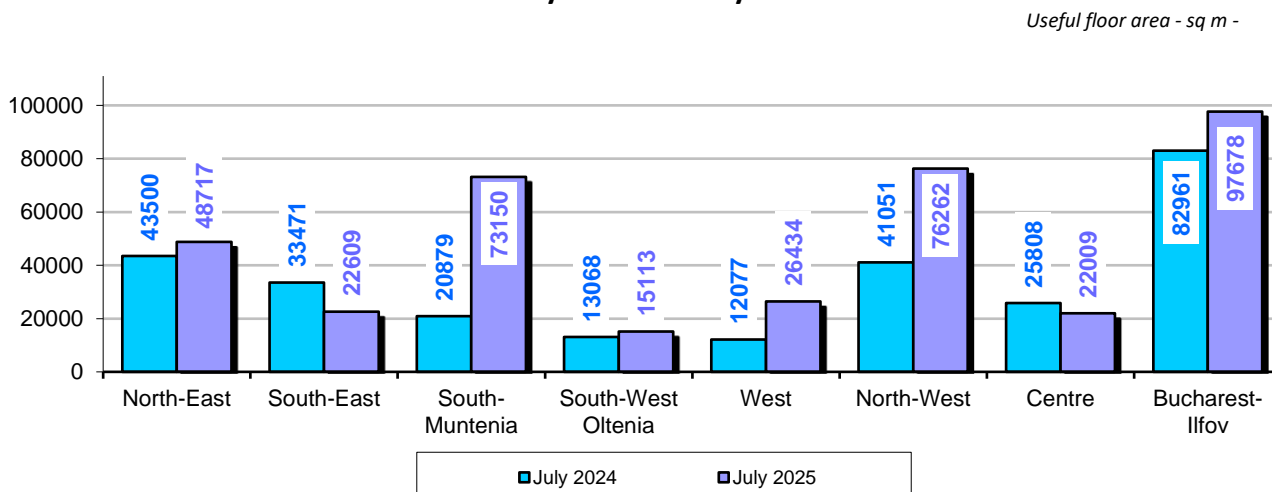


[The graph data in .xls format](#)

In July 2025, the number of construction permits released for non-residential buildings increased by 9.7% and there was a rise in the total useful floor area (+40.0%) compared to July 2024.

At regional level, this rise in the useful floor area as regards the construction permits released for non-residential buildings (+109157 sq m) was reflected in the following development regions: South-Muntenia (+52271 sq m), North-West (+35211), Bucharest-Ilfov (+14717), West (+14357), North-East (+5217) and South-West Oltenia (+2045). Drops were reported in the South-East (-10862 sq m) and Centre (-3799) development regions.

Construction permits released for non-residential buildings, by development regions, in July 2025 and July 2024



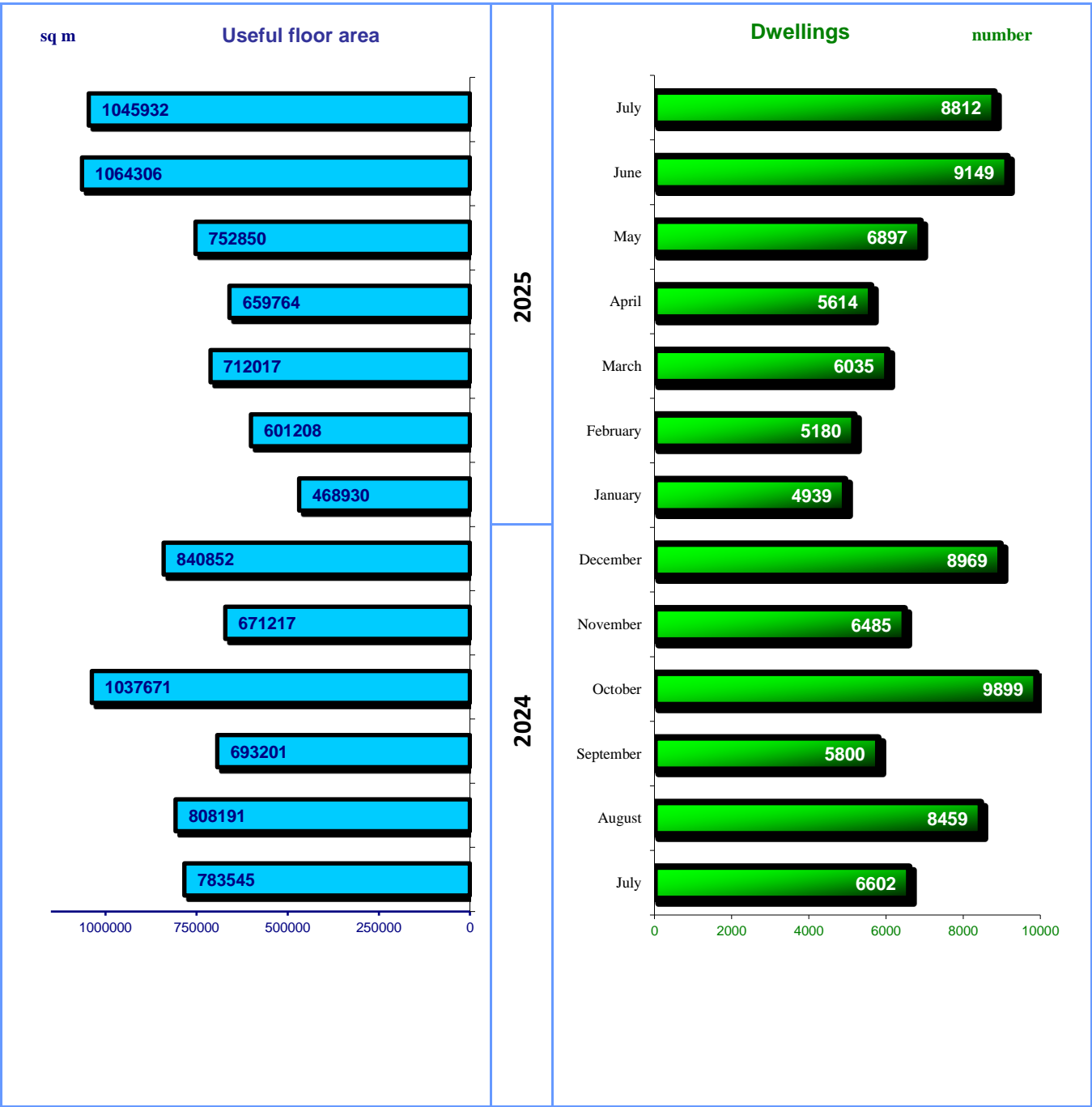
[The graph data in .xls format](#)

The 1.I-31.VII.2025 period compared to the 1.I-31.VII.2024 period

In the 1.I-31.VII.2025 period, 21314 construction permits were released for residential buildings, 4.4% more than in the 1.I-31.VII.2024 period.

Rises were reported for all the development regions: West (+331 permits), Centre (+132), South-West Oltenia and North-West (+114 each), South-Muntenia (+72), South-East (+67), Bucharest-Ilfov (+64) and North-East (+8).

Evolution of the number of dwellings and of the useful floor area in authorised residential buildings from July 2024 to July 2025



Further information:

- ✓ A **construction permit** is a local administration authority act on the basis of which the implementation of the legal measures regarding the location, design, execution and functioning of constructions is ensured.
- ✓ **The development regions include the following counties:**
 - the **North-East** development region: Bacău, Botoșani, Iași, Neamț, Suceava and Vaslui;
 - the **South-East** development region: Brăila, Buzău, Constanța, Galați, Tulcea and Vrancea;
 - the **South-Muntenia** development region: Argeș, Călărași, Dâmbovița, Giurgiu, Ialomița, Prahova and Teleorman;
 - the **South-West Oltenia** development region: Dolj, Gorj, Mehedinți, Olt and Vâlcea;
 - the **West** development region: Arad, Caraș-Severin, Hunedoara and Timiș;
 - the **North-West** development region: Bihor, Bistrița-Năsăud, Cluj, Maramureș, Satu-Mare and Sălaj;
 - the **Centre** development region: Alba, Brașov, Covasna, Harghita, Mureș and Sibiu;
 - the **Bucharest-Ilfov** development region: Bucharest Municipality and Ilfov County.

For an accurate interpretation of the indicators, please see the [Methodological explanations attached to the press release on the homepage](#).

More information can be obtained from the TEMPO-Online database of the NIS (the data for July 2025 will be available as of 29 August 2025) and from the Monthly Statistical Bulletin (date of issue 30 September 2025).

The next press release on construction permits will be issued on Tuesday, 30 September 2025.

Press release archive: <https://insse.ro/cms/en/comunicate-de-presa-view>

Directorate for European Affairs, International Cooperation and Communication

E-mail: biroupresa@insse.ro

Tel.: +4021 3181869