

Domain: Culture statistics

## The activities of cultural and artistic units in 2016

In 2016

- **libraries lent, on average, 11 volumes to each (active) user;**
- **over 14 million persons visited museums and public collections;**
- **performing arts institutions and companies gave more than 22 thousand performances, attended by 5.7 million spectators.**

In 2016 the activities of the main cultural and artistic units included the activities of libraries, museums and public collections, performing arts and concert institutions and companies, publishing houses, cinemas, as well as radio and TV broadcasting activities.

### • Library activities

The **network of libraries** in operation in 2016 was made up of approximately 10 thousand basic units and 103 branches. The libraries put over 164 million **volumes** at the public's disposal. In the urban area, 3,581 libraries and 97 branches of these libraries were in operation, with an overall stock of 125.3 million volumes (76.2% of the national book stock available in libraries), and in the rural area, although the number of libraries was considerably higher than in the urban area (6,251 libraries and only 6 branches), the book stock was much lower, below 40 million volumes.

The **number of active users** exceeded 3.4 million persons in 2016. The distribution of the number of active users shows that school libraries (49.2%) and public libraries (39.4%) are predominant. The **number of volumes lent** to the various users amounted to 38.2 million volumes in 2016, with an average of 11 volumes per user.

The **network of public libraries**, accessible to the general public from all areas of the country and made up of county, municipal, town and communal libraries, contained, in own collections, 29.4 million titles of printed and

electronic books and 46.4 million volumes of printed books and periodicals.

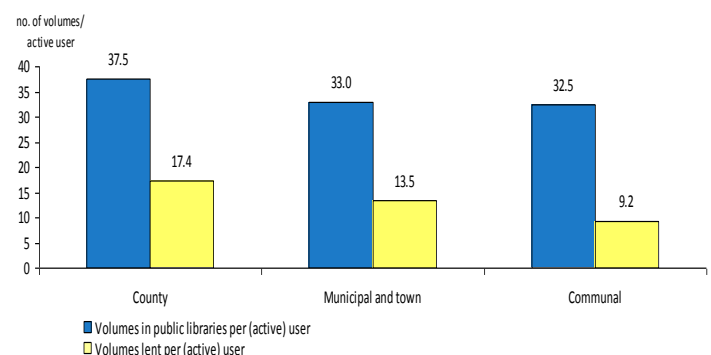
In 2016, based on the number of inhabitants<sup>1</sup>, there were, on average, 8.6 thousand inhabitants per public library.

There were, on average, 2.4 volumes of public library collections per inhabitant, with 1.4 million active users benefitting from the services of these libraries.

To the population that attended public libraries 34.4 volumes were available, on average, per user.

The **staff of libraries** (school libraries are also included) amounted to 10,844 persons at the end of 2016, of which 91.5% were specialised staff.

**Fig. 1 The main performance indicators in public libraries, by type of library, in 2016**



[The graph data in .xls format](#)

<sup>1</sup> *The resident population on January 1, 2016, instead of July 1, 2016 (the latter will be available in January 2018), was used for the calculation of the relative indicators and hence the data are provisional.*

- **Museum activities**

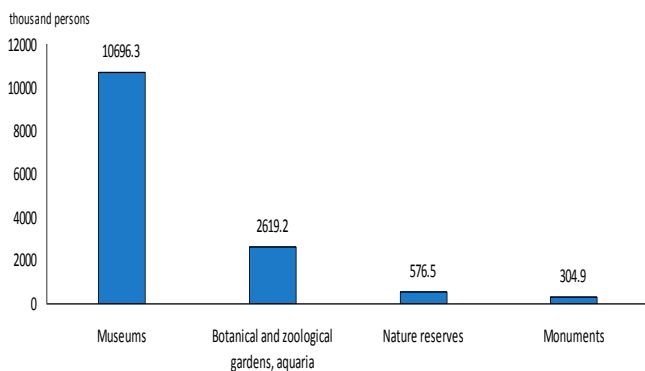
In 2016 the **network of museums and public collections** included over 400 basic units.

The **number of cultural and natural goods** at the end of 2016 amounted to over 15 million goods, of which 14.6 million cultural goods and museum pieces and 983 thousand plants and animals of botanical gardens, zoological gardens, aquaria and nature reserves.

The **number of museum and public collection visitors** recorded in 2016 was 14.2 million persons; more than half a million of them made visits free of charge during the “Night of Museums”.

The **number of staff** that worked in the museum network amounted to 6,915 persons, of which 53.3% were specialised staff.

**Fig. 2 The number of museum and public collection visitors in 2016**



[The graph data in .xls format](#)

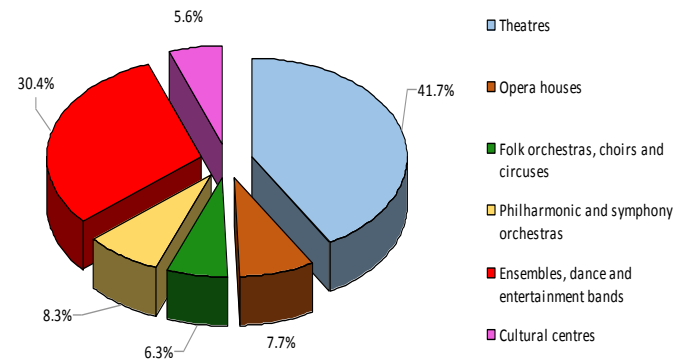
- **The activities of performing arts and concert institutions and companies**

The **network of performing arts and concert institutions and companies** included 227 units in 2016 (167 basic units and 60 branches).

Performing arts institutions and companies gave more than 22.4 thousand **performances**, attended by 5.7 million **spectators**.

According to the breakdown by type of performing arts institutions and companies, in 2016 the greatest number of spectators was recorded in theatres (41.7%) and in the shows given by artistic ensembles, dance and entertainment bands (30.4%).

**Fig. 3 The distribution of spectators, by type of performing arts and concert institutions and companies, in 2016**



[The graph data in .xls format](#)

The **specialised staff** of performing arts and concert institutions and companies amounted to 11,595 persons at the end of 2016, of which 60% had specialised artistic functions.

- **The activities of publishing houses**

558 **units that published newspapers and magazines** operated in 2016.

Of these, 247 publishing houses published (daily and non-daily) newspapers, 274 publishing houses published magazines and 37 publishing units published both newspapers and magazines.

113 titles of printed daily newspapers and 199 titles of printed non-daily newspapers were published in 2016 by the 284 publishing houses that published newspapers.

The **number of titles of periodicals (magazines)** published in 2016 consisted of 1,528 titles of printed periodicals and 412 titles of online periodicals.

In 2016 the **employed staff of publishing houses** amounted to 4,906 persons, of which 72.3% were specialised staff.

- **Cinema, radio and TV broadcasting activities**

According to the records of the National Film Centre, at the end of 2016 the **cinema network<sup>2</sup>** included 92 normal-band cinema units. The

<sup>2</sup> Data source: the Ministry of Culture – the National Film Centre

cinema network had 393 **film projection rooms**<sup>3</sup> and 74.1 thousand seats. 577.5 thousand **film projections**<sup>4</sup> took place, attended by 13.0 million spectators.

505 films **were distributed in cinemas** in 2016, of which 64 national films and 441 foreign films.

The **national big screen film production** in 2016 included 49 films (24 fiction films produced by Romania, 14 fiction films that were co-productions, 7 documentary and scientific films and 4 animation films (Romanian productions)).

**Central and territorial public radio stations**<sup>5</sup> broadcast 154.4 thousand hours (135.6 thousand broadcast hours for internal programmes and 18.8 thousand broadcast hours for external programmes).

**Central public TV stations**<sup>6</sup> (TVR 1, TVR 2, TVR 3, TVR International, TVR Moldova and TVR HD) broadcast 52.7 thousand hours in 2016. Of the total broadcast hours, 1037 hours were broadcast in the languages of national minorities.

540 **private radio stations**<sup>7</sup>, which used terrestrial broadcasting for 184.3 thousand broadcast days, were in operation in 2016. 390 of these stations broadcast 132.1 thousand broadcast days of own programmes.

#### Additional information:

For an accurate interpretation of the indicators, please see the [Methodological specifications attached to the press release on the homepage](#). The next press release on the activities of cultural and artistic units will be issued in June 2018.

Press release archive:

<http://www.insse.ro/cms/en/comunicate-de-presa-view>

#### Communication Directorate

E-mail: [birou presa@insse.ro](mailto:birou presa@insse.ro)

Tel: +4021 3181869

---

<sup>3</sup> Including a film projection room used by a caravan.

<sup>4</sup> Including the cinema events organised by distributors in various locations

<sup>5</sup> Data source: the Romanian Radio Broadcasting Society

<sup>6</sup> Data source: the Romanian Television Society

---

<sup>7</sup> Data source: the National Audiovisual Council