

Domain: Culture statistics

The activities of cultural and artistic units in 2024

- libraries lent 19.0 million volumes to 2.4 million active users, an increase of 0.2 million volumes compared to 2023 and 10 thousand active users more than in 2023;
- 18.4 million persons visited museums and public collections, 676 thousand persons less than in 2023;
- performing arts and concert institutions and companies gave 26.0 thousand performances on national territory, attended by 6.9 million spectators, an increase of 1.9 thousand performances compared to 2023 and 0.8 million spectators more than in 2023.

Library activities

The **network of libraries** in operation in 2024 was made up of 8105 libraries (basic units), 158 units less than in 2023. Approximately 153 million **volumes** were at the public's disposal in libraries in 2024. In the urban area, 3255 libraries were in operation, with a book stock that amounted to 120 million volumes, and, in the rural area, although the number of libraries was considerably higher than in the urban area (4850 libraries), the book stock was much smaller, namely 32 million volumes.

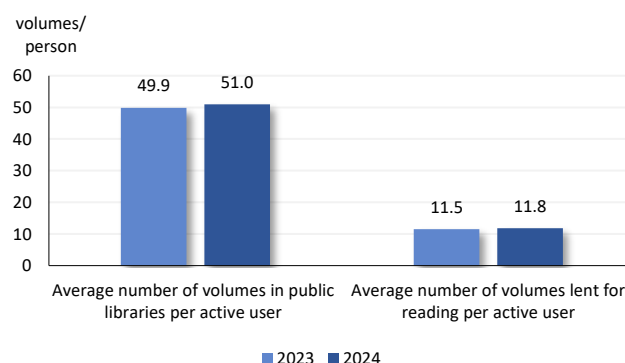
The **number of active users** amounted to 2.4 million persons; their distribution showed that the use of school libraries (53.8%) and public libraries (33.3%) was predominant.

The **number of volumes lent** to the various users amounted to 19.0 million volumes in 2024, 0.2 million volumes less than in 2023, with an average of 8 volumes/year for each active user.

The **network of public libraries**, accessible to the general public from all areas of the country and consisting of 1758 libraries (basic units), made available to the public approximately 41 million volumes of printed books and periodicals.

In 2024, based on the number of inhabitants¹, there were, on average, 10.8 thousand inhabitants per public library and 2.1 volumes of public library collections per inhabitant. An active user borrowed, on average, 11.8 volumes from public libraries.

Fig. 1 The main performance indicators recorded in public libraries, in 2023 and 2024



[The graph data in .xls format](#)

The **staff of libraries** (school libraries are also included) amounted to 9115 persons at the end of 2024, with 90.7% of them being specialised staff.

Museum and public collection activities

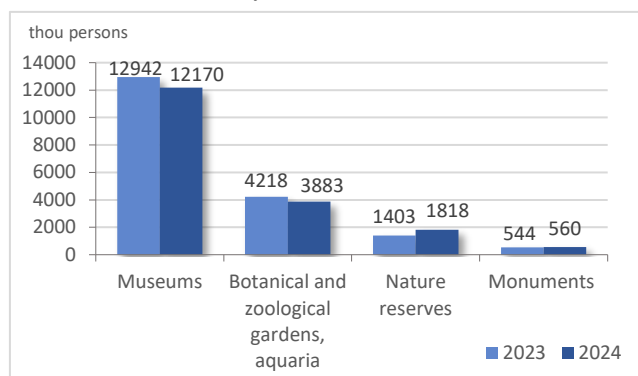
In 2024, the **network of museums and public collections**² included 464 basic units (the same as in 2023), which made available to the public 34.2 million **cultural and natural goods** (732 thousand cultural goods more than in 2023).

The **number of visitors** of museums and public collections, botanical and zoological gardens, aquaria and nature reserves recorded in 2024 amounted to 18.4 million persons, a decrease of 676 thousand persons compared to 2023.

¹ The resident population on January 1, 2024 was used for the calculation of the relative indicators for 2024 (because the data related to the resident population on July 1, 2024 are not available on the date of the press release) and, due to this reason, the data are provisional.

² Including the public collections of plants, animals and aquatic fauna of botanical and zoological gardens, aquaria and nature reserves

Fig. 2 The number of museum and public collection visitors², in 2023 and 2024



[The graph data in .xls format](#)

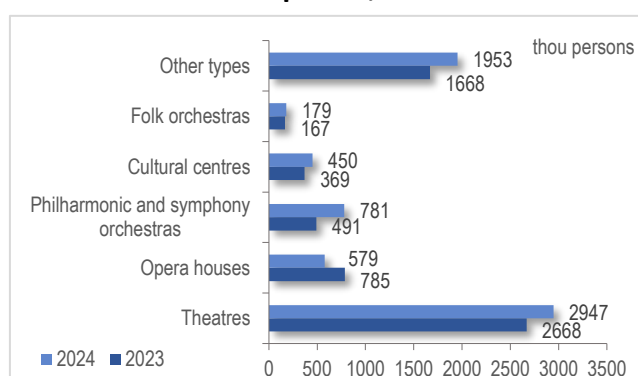
The number of visitors who participated in the "Night of Museums" decreased from 596 thousand persons in 2023 to 402 thousand persons in 2024.

The **number of staff** that worked in the museum network² in 2024 amounted to 7587 persons, with more than half of them being specialised staff (3828 persons).

- **The activities of performing arts and concert institutions and companies**

The **network of performing arts and concert institutions and companies** included, in 2024, 189 basic units, 14 units more than in 2023.

Fig. 3 The number of spectators in the shows given by performing arts and concert institutions and companies, in 2023 and 2024



[The graph data in .xls format](#)

Performing arts and concert institutions and companies gave 26.0 thousand **performances** on national territory in 2024, attended by 6.9 million **spectators**.

The **staff** of performing arts and concert institutions and companies at the end of 2024 amounted to 13310 persons, with 58.4% of them having specialised artistic functions and 21.2% of them having specialised technical functions.

- **The activities of the publishing houses that issued newspapers and magazines**

In 2024, 585 units that published newspapers and magazines operated, 60 units more than in 2023.

The 349 publishing houses that issued **daily and non-daily newspapers** issued a number of 246 **printed** titles and 364 **online** titles.

The **number of titles of periodicals (magazines)** issued in 2024 consisted of 1431 printed titles and 657 online titles.

The **staff of the publishing houses that issued newspapers and magazines** amounted to 3267 persons at the end of 2024, with 77.2% of them being specialised staff.

- **Film production, cinema, radio and TV broadcasting activities**

The **national big screen film production**³ in 2024 included 67 films (49 feature films and 18 short films).

The **cinema network**³ included 108 cinema units, with 473 **film projection rooms** and 83.1 thousand seats.

In 2024, 1508 films were **distributed in cinemas**. They were viewed by 11.2 million spectators (compared to 13.0 million spectators in 2023).

In 2024, **public TV stations**⁴ broadcast 75.3 thousand hours and **public radio stations**⁵ broadcast 169.5 thousand hours.

In 2024, 325 **private TV channels** and 605 **private radio channels** were in operation.

Additional information:

For an accurate interpretation of the indicators, please see the [Methodological specifications attached to the press release on the homepage](#). More information can be obtained from the publication "The activities of cultural and artistic units in 2024".

The next press release on the "Activities of cultural and artistic units" will be issued in June 2026.

Press release archive: <https://insse.ro/cms/en/comunicate-de-presa-view>

Directorate for Statistical Data Dissemination and Communication

E-mail: birou presa@insse.ro, tel.: +4021 3181869

³ Data source: Ministry of Culture – National Film Centre

⁴ Data source: Romanian Television Society

⁵ Data source: Romanian Radio Broadcasting Society