

Domain: Culture statistics

The activities of cultural and artistic units in 2022

- libraries lent 18.6 million volumes to 2.4 million active users, an increase of 2.3 million volumes compared to 2021 and 235 thousand active users more than in 2021;
 - 16.0 million persons visited museums and public collections, 4.6 million persons more than in 2021;
 - performing arts and concert institutions and companies gave 21.5 thousand performances on national territory, attended by 4.2 million spectators, an increase of 7.0 thousand performances compared to 2021 and 2.3 million spectators more than in 2021
- **Library activities**

The **network of libraries** in operation in 2022 was made up of 8372 libraries (basic units), 86 units less than in 2021. The libraries put approximately 154 million **volumes** at the public's disposal in 2022. In the urban area, 3273 libraries were in operation, with a book stock that accounted for approximately three quarters of the national book stock, and, in the rural area, although the number of libraries was considerably higher than in the urban area (5099 libraries), the book stock was much smaller, namely 34 million volumes.

The **number of active users** amounted to 2.4 million persons; their distribution showed that the use of school libraries (53.7%) and public libraries (34.5%) was predominant.

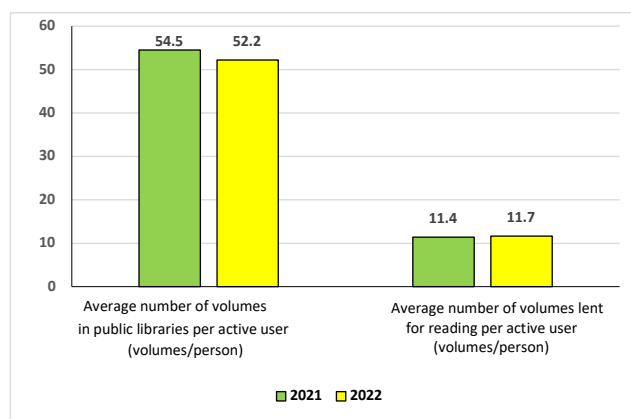
The **number of volumes lent** to the various users amounted to 18.6 million volumes in 2022, 2.3 million volumes more than in 2021, with an average of 8 volumes/year for each active user.

The **network of public libraries**, accessible to the general public from all areas of the country and consisting of 1914 libraries, made available to the public approximately 43 million volumes of printed books and periodicals.

In 2022, based on the number of inhabitants¹, there were, on average, 9.9 thousand inhabitants per public library and 2.2 volumes of public library collections per inhabitant. An active user borrowed, on average, 11.7 volumes from public libraries.

¹ The resident population on January 1, 2022 was used for the calculation of the relative indicators for 2022 (because the data related to the resident population on July 1, 2022 are not available on the date of the press release) and, for this reason, the data are provisional.

Fig. 1 The main performance indicators recorded in public libraries, in 2021 and 2022



[The graph data in .xls format](#)

The **staff of libraries** (school libraries are also included) amounted to 9336 persons at the end of 2022, with 91.0% of them being specialised staff.

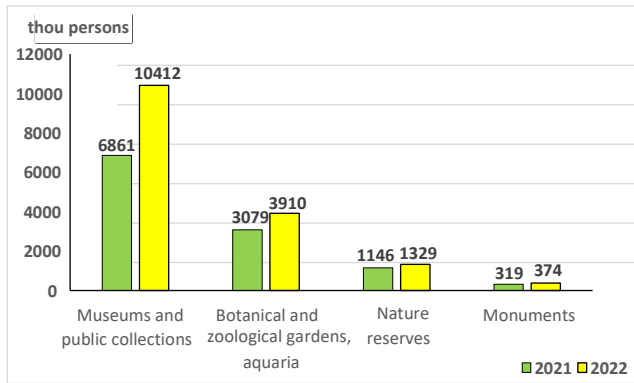
- **Museum and public collection activities**

In 2022, the **network of museums and public collections**² included 446 basic units (11 units more than in 2021), which made available to the public 32.8 million **cultural and natural goods** (143 thousand cultural goods more than in 2021).

The **number of visitors** of museums and public collections, botanical and zoological gardens, aquaria and nature reserves recorded in 2022 amounted to 16.0 million persons, an increase of 4.6 million persons compared to 2021.

² Including the public collections of plants, animals and aquatic fauna of botanical and zoological gardens, aquaria and nature reserves

Fig. 2 The number of museum and public collection visitors², in 2021 and 2022



[The graph data in .xls format](#)

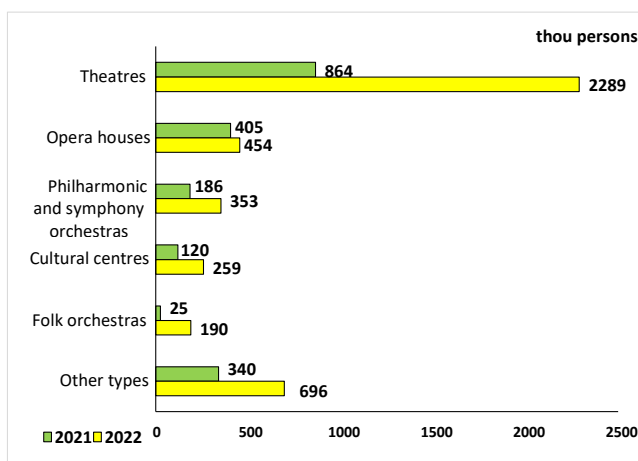
The fact that, after the COVID-19 pandemic, activities were resumed led to an increase in the number of persons recorded as visitors of museums and public collections (an increase of 3551 persons) or as participants in the “Night of Museums” events (an increase of 297 thousand persons).

The **number of staff** that worked in the museum network² in 2022 amounted to 7286 persons, with more than half of them being specialised staff.

- **The activities of performing arts and concert institutions and companies**

The **network of performing arts and concert institutions and companies** included, in 2022, 172 basic units, 5 units more than in 2021.

Fig. 3 The number of spectators in the shows given by performing arts and concert institutions and companies, in 2021 and 2022



[The graph data in .xls format](#)

In the context of the elimination of the measures taken to prevent the spread of the COVID-19 pandemic, performing arts and concert institutions and companies gave 21.5 thousand

performances on national territory in 2022, attended by 4.2 million **spectators**.

The **staff** of performing arts and concert institutions and companies at the end of 2022 amounted to 12681 persons, with 59.3% of them having specialised artistic functions.

- **The activities of the publishing houses that issued newspapers and magazines**

In 2022, 511 units that published newspapers and magazines operated, 5 units less than in 2021.

The 282 publishing houses that issued **daily and non-daily newspapers** issued a number of 229 **printed** titles and 289 **online** titles.

The **number of titles of periodicals (magazines)** issued in 2022 consisted of 1371 printed titles and 446 online titles.

The **staff of the publishing houses that issued newspapers and magazines** amounted to 3407 persons at the end of 2022, with 73.1% of them being specialised staff.

- **Film production, cinema, radio and TV broadcasting activities**

The **national big screen film production**³ in 2022 included 56 films.

The **cinema network**³ included 95 cinema units, with 453 **film projection rooms** and 79.8 thousand seats. In the context of the removal of the restrictions caused by the health crisis, 1087 films were **distributed in cinemas** in 2022, which were viewed by 11.2 million spectators (compared to 4.7 million spectators in 2021).

In 2022, **public TV stations**⁴ broadcast 49.2 thousand hours and **public radio stations**⁵ broadcast 177.9 thousand hours.

In 2022, 320 **private TV channels** and 593 **private radio channels** were in operation.

Additional information:

For an accurate interpretation of the indicators, please see the Methodological specifications attached to the press release on the homepage.

More information can be obtained from the publication “The activities of cultural and artistic units in 2022”.

The next press release on the “Activities of cultural and artistic units” will be issued in June 2024.

Press release archive:

<http://www.insse.ro/cms/en/comunicate-de-pres-a-view>

Communication Directorate

E-mail: biroupres-a@insse.ro; tel.: +4021 3181869

³ Data source: Ministry of Culture – National Film Centre

⁴ Data source: Romanian Television Society

⁵ Data source: Romanian Radio Broadcasting Society