

Domain: Culture statistics

## The activities of cultural and artistic units in 2021

were influenced by the health crisis caused by the COVID-19 virus.

- libraries lent 16.3 million volumes, 4.2 million volumes less than in 2020 and 16.9 million volumes less than in 2019.
- 11.4 million persons visited museums and public collections, 3.5 million persons more than in 2020 and 6.8 million persons less than in 2019.
- performing arts and concert institutions and companies gave 14.5 thousand performances on national territory, attended by 1.9 million spectators, an increase of 4.5 thousand performances compared to 2020 and 0.4 million spectators more than in 2020, and a decrease of 11.9 thousand performances compared to 2019 and 6.2 million spectators less than in 2019.

In 2021, the activities of cultural and artistic units were influenced by the evolution of the COVID-19 pandemic and by the continuation of the state of alert imposed since May 2020.

The cultural and artistic units operated under restrictive conditions, due to the implementation of the social distancing measures taken by the authorities to prevent the spread of the COVID-19 virus, which led to a limitation of their total available space, which is reflected in the statistical indicators presented.

### • Library activities

The **network of libraries** in operation in 2021 was made up of 8458 libraries (basic units), 371 units less than in 2020. The libraries put approximately 156 million **volumes** at the public's disposal in 2021, 2 million volumes less than in 2020. In the urban area, 3262 libraries were in operation, 112 less than in 2020, with an overall book stock of 121 million volumes (three quarters of the national book stock available in libraries), and, in the rural area, although the number of libraries was considerably higher than in the urban area (5196 libraries), the book stock was much smaller, namely 34 million volumes.

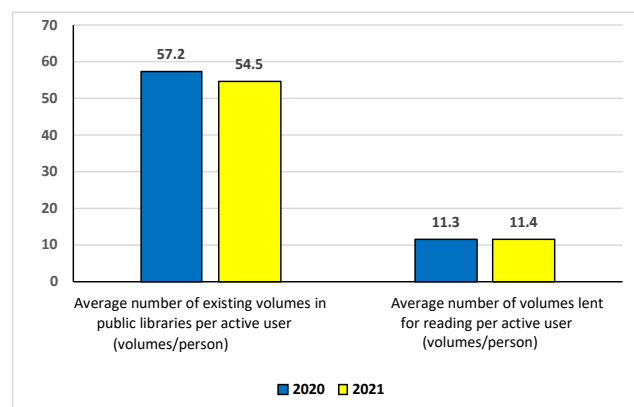
The **number of active users** amounted to 2.1 million persons in 2021, 377 thousand active users less than in 2020. The distribution of the number of active users shows that the use of school libraries (52.6%) and public libraries (36.9%) is predominant.

The **number of volumes lent** to the various users amounted to 16.3 million volumes in 2021, 4.2 million volumes less than in 2020, with an average of 8 volumes/year for each active user.

The **network of public libraries**, accessible to the general public from all areas of the country and consisting of 1962 county, municipal, town and communal libraries, made available to the public approximately 43 million volumes of printed books and periodicals; it contained, in its own collections, 27.2 million titles of printed books and 43 thousand titles of electronic books.

In 2021, based on the number of inhabitants<sup>1</sup>, there were, on average, 9.8 thousand inhabitants per public library.

**Fig. 1. The main performance indicators recorded in public libraries, in 2020 and 2021**



[The graph data in .xls format](#)

There were, on average, 2.2 volumes of public library collections per inhabitant per year, with 785 thousand active users per year benefitting from the services of these libraries.

<sup>1</sup> The resident population on January 1, 2021 was used for the calculation of the relative indicators for 2021 (because the data related to the resident population on July 1, 2021 are not currently available) and, for this reason, the data are provisional.

Given the relaxation of the measures taken to prevent the spread of the COVID-19 virus, an active user borrowed, on average, 11.4 volumes from public (county, municipal, town and communal) libraries in 2021, compared to 11.3 volumes in the previous year.

The **staff of libraries** (school libraries are also included) amounted to 9484 persons at the end of 2021, with 90.9% of them being specialised staff.

- **Museum and public collection activities**

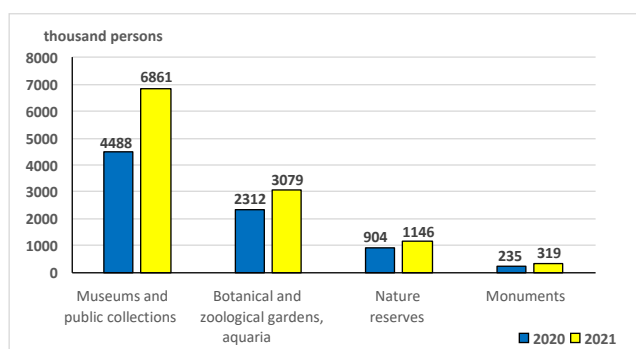
In 2021, the **network of museums and public collections**<sup>2</sup> included 435 basic units, 3 units less than in 2020.

The **number of cultural and natural goods** at the end of 2021 amounted to 32.6 million, 932 thousand cultural goods less than in 2020, which was mainly due to the temporary closure of some museum units or the suspension of their activities until the end of the year.

Of the total number of goods exhibited in museums in 2021, over 31.4 million were cultural goods and museum pieces, 1.2 million were plants, animals and aquatic fauna of botanical and zoological gardens and aquaria, and 29 thousand were natural goods (plants and animals) of nature reserves.

The **number of visitors** of museums and public collections, botanical and zoological gardens, aquaria and nature reserves recorded in 2021 amounted to 11.4 million persons, an increase of 3.5 million persons compared to 2020.

**Fig. 2 The number of museum and public collection visitors<sup>2</sup>, in 2020 and 2021**



[The graph data in .xls format](#)

The evolution of the COVID-19 pandemic made the organisers postpone the “Night of Museums” for June (usually scheduled each year in May), with a mixed programme

<sup>2</sup> Including the public collections of plants, animals and aquatic fauna of botanical and zoological gardens, aquaria and nature reserves

consisting of online activities and activities with physical presence of the participants. The compliance with the COVID-19 prevention legislation in force and the special health protection measures led to an increase in the number of visitors who participated in the “Night of Museums”, from 10.4 thousand persons in 2020 to 183.7 thousand persons in 2021.

The **number of staff** that worked in the museum network<sup>2</sup> in 2021 amounted to 7367 persons, with more than half of them being specialised staff.

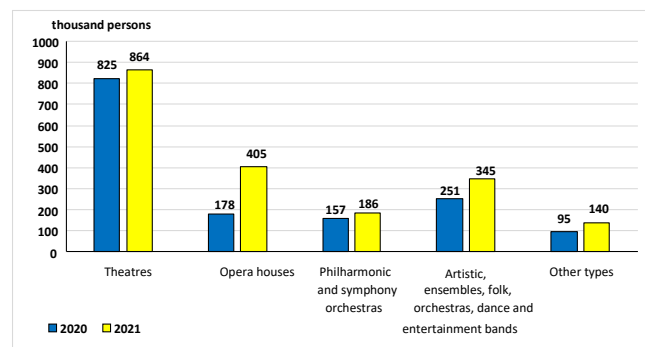
- **The activities of performing arts and concert institutions and companies**

The **network of performing arts and concert institutions and companies** included, in 2021, 167 basic units, the same number as in 2020.

In the context of the evolution of the COVID-19 pandemic, a relaxation of the measures taken by the authorities occurred; therefore, in 2021, performing arts and concert institutions and companies gave 14.5 thousand **performances** on national territory, attended by 1.9 million **spectators**, compared to 10.0 thousand performances attended by 1.5 million spectators in 2020.

According to the breakdown by type of performing arts and concert institutions and companies, in 2021, the greatest number of spectators was recorded in theatres (44.5%) and in the shows given by opera houses (20.9%).

**Fig. 3 The number of spectators in the shows given by performing arts and concert institutions and companies, in 2020 and 2021**



[The graph data in .xls format](#)

The **staff** of performing arts and concert institutions and companies at the end of 2021 amounted to 12492 persons, with 60.0% of them having specialised artistic functions.

- **The activities of the publishing houses that issued newspapers and magazines**

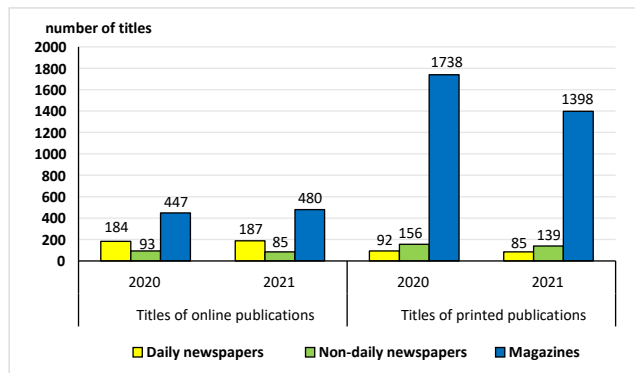
In 2021, 516 units that published newspapers and magazines operated, 15 less than in 2020.

Of these, 235 publishing houses issued (daily and/or non-daily) newspapers, 245 publishing houses issued magazines and 36 publishing houses issued both newspapers and magazines.

In 2021, 224 titles of printed daily and non-daily newspapers were issued by the 271 publishing houses that issued newspapers, 24 titles less than in 2020, and 272 titles of daily and non-daily newspapers were issued online by the same publishing houses, compared to 277 titles in 2020.

The **number of titles of periodicals (magazines)** issued in 2021 consisted of 1398 printed titles and 480 online titles, a decrease of 340 printed titles and an increase of 33 online titles compared to 2020.

**Fig. 4 The number of titles of newspapers and magazines, issued online and printed, in 2020 and 2021**



[The graph data in .xls format](#)

The staff of the publishing houses that issued newspapers and magazines amounted to 3659 persons at the end of 2021, with 70.7% of them being specialised staff.

- **Film production, cinema, radio and TV broadcasting activities**

The **national big screen film production**<sup>3</sup> in 2021 included 55 films (36 fiction films, 11 documentary and scientific films, and 8 animated films), 14 films more than in 2020.

According to the records of the National Film Centre, at the end of 2021, the **cinema network**<sup>3</sup> included 90 standard-film-gauge cinema units (89 cinemas and a mobile unit), 5 cinemas less than in 2020. The cinema network had 442 **film projection rooms** and 78.2 thousand seats in 2021, compared to

449 film projection rooms and 78.1 thousand seats in 2020. Given the relaxation of the restrictions caused by the health crisis, 356.7 thousand **film projections**<sup>4</sup> took place in 2021 (1.7 times more compared to 2020), attended by 4.7 million spectators (compared to 3.3 million spectators in 2020).

In 2021, 396 films **were distributed in cinemas**, of which 79 national films (or co-productions) and 317 foreign films.

**Public radio stations**<sup>5</sup> broadcast 162.6 thousand hours (143.8 thousand broadcast hours for internal programmes and 18.8 thousand broadcast hours for external programmes), 4.9 thousand broadcast hours less than in 2020.

**Public TV stations**<sup>6</sup> broadcast 43.8 thousand hours in 2021, 120 broadcast hours less than in 2020. Of the total broadcast hours of 2021, the highest percentages were reported for event and information programmes (20.0%), art and culture programmes (13.9%), educational programmes (11.3%) and news programmes (11.0%).

In 2021, 568 **private radio stations** that **terrestrially** broadcast 206.3 thousand days were in operation.

Two **private TV stations** broadcast programmes using the **digital terrestrial system** in 2021, with a total number of 730 broadcast days.

One **private radio station** broadcast 109 days through **electronic communication networks** in 2021, and 245 **private TV stations** broadcast 82.9 thousand days/year through electronic communication networks.

In 2021, **satellite broadcasting** was used by 18 **private radio stations** with 6.6 thousand broadcast days and 75 **private TV stations** with 26.9 thousand broadcast days.

#### Additional information:

For an accurate interpretation of the indicators, please see the [Methodological specifications attached to the press release on the homepage](#).

More information can be obtained from the publication "The activities of cultural and artistic units in 2021".

The next press release on the "Activities of cultural and artistic units" will be issued in June 2023.

Press release archive:

<http://www.insse.ro/cms/en/comunicate-de-pres-a-view>

#### Communication Directorate

E-mail: [biroupresa@insse.ro](mailto:biroupresa@insse.ro); tel.: +4021 3181869

<sup>4</sup> Including the cinema events organised by exhibitors/distributors at various locations

<sup>5</sup> Data source: Romanian Radio Broadcasting Society

<sup>6</sup> Data source: Romanian Television Society

<sup>3</sup> Data source: Ministry of Culture – National Film Centre