

Domain: Culture Statistics

Activity of cultural and artistic units in 2018

In 2018:

- Libraries lent each active user¹ on average 11 volumes, the same with the year 2017.
- The number of visitors to museums and public collections² was about 18 million persons as compared to 16 million persons in 2017.
- The performing arts institutions and companies have organised 26.2 thousand performances with an audience of 7.9 million spectators, as compared to 23.5 thousand performances with and audience of 6.4 million spectators in 2017.

In 2018, the activity of the main cultural and artistic units included the activities of the libraries, museums and public collections, of the performing arts and concert institutions and companies, of the publishing houses, film production, the activities of cinemas, as well as radio and TV broadcasting activities.

• Activity of libraries

The network of libraries that operated in 2018 included over 9.5 thousand administrative units and 103 branches, 115 libraries less than in 2017. Libraries provided the public with about 163 million volumes. In the urban area, 3,536 libraries and 95 branches operated with 125 million volumes (three quarters of the national book stock available in libraries), while in the rural area, although the number of libraries was considerably higher than in towns (5,943 libraries with only 8 branches), the book stock was much lower, of about 38 million volumes.

The number of active users was 3.1 million persons in 2018, decreasing as against 2017 when the active users amounted to 3.2 million persons. The distribution of active users shows a prevalence of using school libraries (51.4%) and public libraries (37.3%). The number of volumes lent to the various users was 34.2 million volumes in 2018, an average of 11 volumes per user. Available to the general public from all over the country, the network of public libraries, consisting of county, municipal, town and communal libraries put at users disposal about 46 million volumes of printed books and periodicals, gathering in their own collections

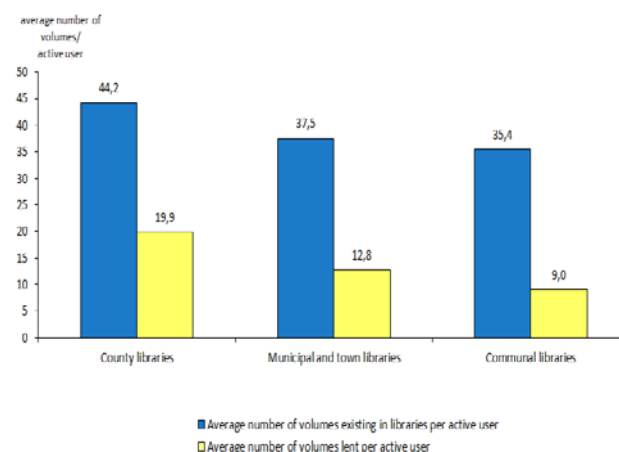
28.8 million titles of printed books and 35 thousand titles of electronic books.

In relation with the number of inhabitants¹, there was an average of 8.8 thousand inhabitants per public library in 2018.

There was an average of 2.3 volumes per inhabitant of the public libraries collections, 1.2 million active users benefiting from the services of these libraries.

For the population that attended the public libraries, an average of 39.0 volumes were available per user.

Fig 1. Main performance indicators recorded by public libraries, by type of library, in 2018



[Graph data in .xls format](#)

The libraries staff (school libraries included) consisted, at the end of 2018, of 10,377 persons, 91.2% of them being specialized staff.

¹ When calculating the relative indicators for 2018, the resident population on January 1st, 2018 was used instead of that on July 1st, 2018 (the latter will be available in January 2020) and for this reason data are provisional. The resident population on July 1st, 2017 was used for the calculation of relative indicators for 2017.

² Including the public collections of plants, animals and aquatic fauna of botanical gardens, zoos, aquaria and nature reserves.

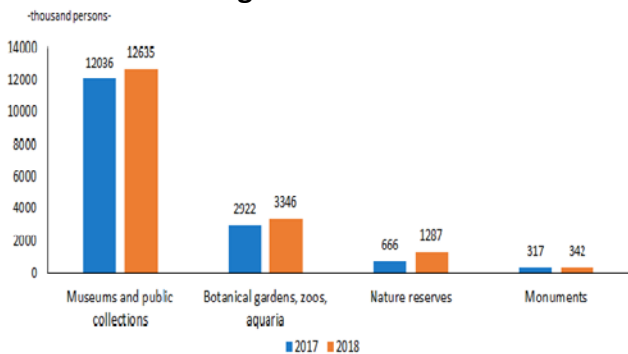
- **Activity of museums and public collections**

The network of museums and public collections³ included, in 2018, 457 basic units.

The number of cultural and natural assets was over 34 million at the end of 2018, over 16 million more as compared to 2017, an increase mainly entailed by the return to museums circuit the Romania’s Philatelic Collection exposed in the National History Museum of Romania. Out of total exhibits in 2018, 33 million were cultural assets and museum pieces, 1.2 million were plants, animals and aquatic fauna in botanical gardens, zoos and aquaria, while 28 thousands were plants and animals from nature reserves.

In 2018, the number of visitors in museums and public collections, botanical gardens, zoos, aquaria and nature reserves was 17.6 million persons, increasing as compared to 2017 (15.9 million persons); more than 500 thousand persons visited free of charge the museums on the “Museums Night”.

Fig. 2 Number of visitors in museums and public collections³ during 2017 - 2018



[Graph data in .xls format](#)

7,412 persons worked for the museums network³, 50.8% of them being specialized staff.

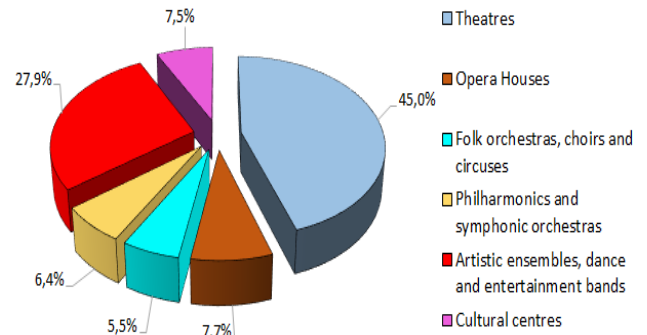
- **Activity of performing arts and concert institutions and companies**

The network of performing arts and concert institutions and companies included, in 2018, 248 units, out of which 178 basic units and 70 sections, with 18 units more than in 2017.

The performing arts and concert institutions and companies had over 26.2 thousand performances in the country, whose audience amounted to 7.9 million spectators.

In 2018, by type of performing arts and concert institutions and companies, theatres registered the most spectators (45.0%) followed by the shows performed by artistic ensembles and entertainment and dance troupes (27.9%).

Fig. 3 Breakdown of national audience, by type of institution performing shows and concerts, in 2018



[Graph data in .xls format](#)

In 2018, the performing arts and concert institutions and companies participated in 371 tours, 264 festivals and 206 cultural events organised abroad, where 799 performances gathered an audience of 622 thousand spectators.

At the end of 2018, the specialized staff within the performing arts and concert institutions and companies was 12,817 persons, out of which 59.3% of them had specialised artistic functions.

- **Activity of publishing houses**

In 2018, there were **562 units with activity of publishing magazines and newspapers**, as compared to 559 units in 2017.

Out of them, 261 published newspapers (daily and non-daily), 262 published magazines and a number of 39 published both newspapers and magazines.

The 300 publishing houses dealing with printed newspapers published, in 2018, a number of 101 titles of printed daily newspapers and 181 titles of printed non-daily newspapers. At the same time, a number of 171 titles of daily newspapers and 100 titles of non-daily newspapers were published online.

³ Including the public collections of plants, animals and aquatic fauna of botanical gardens, zoos, aquaria and natural reserves.

The number of periodicals (magazines) titles, published in 2018, was 1,501 printed titles and 404 titles published online.

At the end of 2018, the **publishing houses staff** amounted to 4,208 persons, three quarters of them being specialized staff.

- **Film production, activity of cinemas, radio and television broadcasting activities**

The national big screen film production⁴ in 2018 amounted to 50 films: 37 films (25 Romanian production and 12 in coproduction), 6 documentary and scientific films and 7 animations films.

The cinema network⁴ operational at the end of 2018, as resulting from the evidences of the National Film Centre, included 96 cinema units with normal-band (95 cinemas and a caravan), 5 cinemas more than in 2017. The cinema network had 403 **cinema halls** with a total of 73.0 thousand seats. The cinema projection included 625.3 thousand **performances**⁵ watched by 13.3 million spectators.

In 2018, 499 films **were distributed in cinema halls**, out of which 85 national productions (or co-productions) and 414 foreign films, an increase compared to 2017 when 443 films were distributed, out of which 67 national productions (or co-productions) and 376 foreign films.

The program of public radio stations broadcasting⁶ amounted to 143.9 thousand hours (126.3 thousand broadcast hours were internal transmissions and 17.6 thousand broadcast hours were external transmissions), 4.1 thousand broadcast hours less than in 2017.

The public television stations⁷ broadcasted in 2018 52.6 thousand hours. Out of them, 17.8% related to events and information, 11.9% related to arts and culture, while news and entertainment benefitted of 10% each. The broadcasting in national minority languages amounted to 1,143 broadcast hours.

The private radio and television stations⁸ broadcasted via terrestrial, digital terrestrial, electronic communication networks (cable) and satellite.

In 2018, there were in operation 569 private radio stations with **terrestrial** broadcasting for a number of 196.0 thousand broadcast days, out of

which 405 stations broadcasted through own programs a total number of 137.1 thousand broadcast days. In 2018, 3 private television stations broadcasted via **digital terrestrial system** 856 broadcast days.

In 2018 no private radio station broadcasted via **electronic communication networks** (cable), but 295 private television stations broadcasted via this system.

In 2018 there were 21 private radio stations which broadcasted via **satellite** 7.7 thousand broadcast days and 89 private television stations broadcasted via satellite 31.0 thousand days.

Additional information:

The average number of volumes per active user refer to the ratio between the total number of volumes existing in libraries and the total number of active users in the reference year.

The average number of volumes lent per active user refer to the ratio between the total number of lent volumes (individual lending transactions) and the total number of active users in the reference year.

For an accurate interpretation of indicators, please see the [Methodological specifications attached to the press release on the homepage](#). Additional information can be obtained from the publication "Activity of the cultural and artistic units in 2018".

The next press release publication "Activity of the cultural and artistic units" is to be issued in June 2020.

The archive of the press releases:

<http://www.insse.ro/cms/en/comunicate-de-presa-view>

Communication Directorate

e-mail: birou presa@insse.ro,

Tel: +4021 3181869

⁴ Data source: Ministry of Culture - the National Film Centre

⁵ Including the cinema performances organised by distributors in various locations.

⁶ Data source: Romanian Radio Broadcasting Society

⁷ Data source: Romanian Television Society

⁸ Data source: National Audiovisual Council