

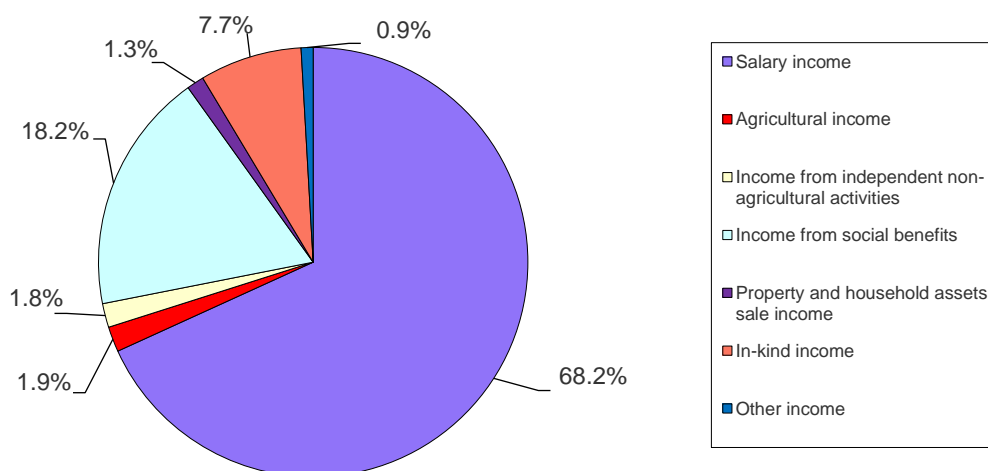
Domain: Standard of living

## IN Q IV 2021, THE TOTAL MONTHLY AVERAGE INCOME OF THE POPULATION PER HOUSEHOLD WAS 6055 LEI AND THE TOTAL MONTHLY AVERAGE EXPENDITURE PER HOUSEHOLD WAS 5291 LEI

- The **total** monthly average **income**<sup>\*)</sup> was, in nominal terms, 6055 lei per household and 2395 lei per person in Q IV 2021.
- In Q IV 2021, the **total** monthly average **expenditure**<sup>\*\*)</sup> of the population was 5291 lei per household (2093 lei per person), accounting for 87.4% of the total income.

### Total income:

Structure of total household income, by formation sources, in Q IV 2021



[Graph data \(xls\) can be accessed via the .rar file attached to this press release on the homepage](#)

- the **money income** was 5591 lei monthly, on average, per household (2212 lei per person) and the **in-kind income** was 464 lei monthly per household (183 lei per person).
- the **salaries and other related income** were the most important source of income (68.2% of the total household income).
- the following also contributed to the formation of the total household income: the **income from social benefits** (18.2%), the **in-kind income** (7.7%), mainly the equivalent value of the consumption of agro-food products from own resources (6.6%), the **agricultural income** (1.9%), the **income from independent non-**

**agricultural activities** (1.8%), also has an important weight the **property and household asset sale income** (0.9%).

- the **residential area** bears upon the differences in level and especially in structure between the household income in the urban area and the household income in the rural area.

## The level and structure of the total income in Q IV 2021

	Total income  <i>monthly average per person - lei -</i>	% of the total:							
		Money income	of which:				In-kind income	of which:	
			gross salaries and other salary rights	agricultural income	income from independent non-agricultural activities	income from social benefits		equivalent value of the in-kind income obtained by employees and recipients of social benefits	equivalent value of the consumption of agro-food products from own resources
TOTAL	2394.93	92.3	68.2	1.9	1.8	18.2	7.7	1.1	6.6
URBAN	2837.08	96.2	76.5	0.1	1.1	17.0	3.8	1.3	2.5
RURAL	1878.59	85.5	53.5	5.0	3.1	20.4	14.5	0.9	13.6

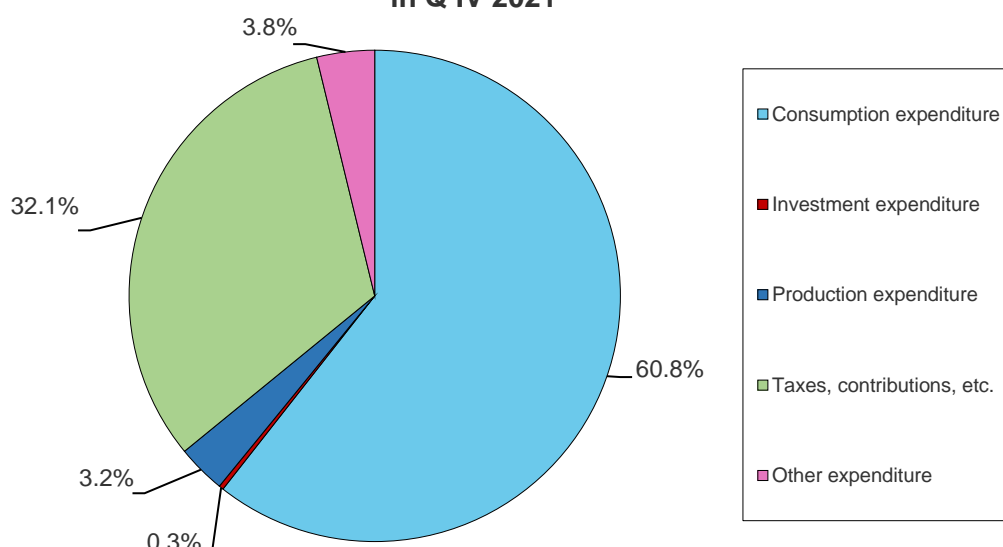
[Table data \(xls\) can be accessed via the .rar file attached to this press release on the homepage](#)

## Total expenditure:

- the main **uses** of the household expenditure are the consumption of food goods and non-food goods, payment of services and the transfers towards public and private administration and towards the social insurance budgets as taxes, contributions and dues as well as to cover certain needs related to household production (animals and poultry feed. payment for work on household production, products for sowing, veterinary services etc.)

- the **expenditure on investments**, intended for purchasing or building dwellings, purchasing land and equipment required by household production, purchasing shares etc., has a small weight in the total household expenditure (only 0.3%).

### Structure of total household expenditure, in Q IV 2021



[Graph data \(xls\) can be accessed via the .rar file attached to this press release on the homepage](#)

- the **residential area** determines some characteristics related to the size and structure of the total consumption expenditure.

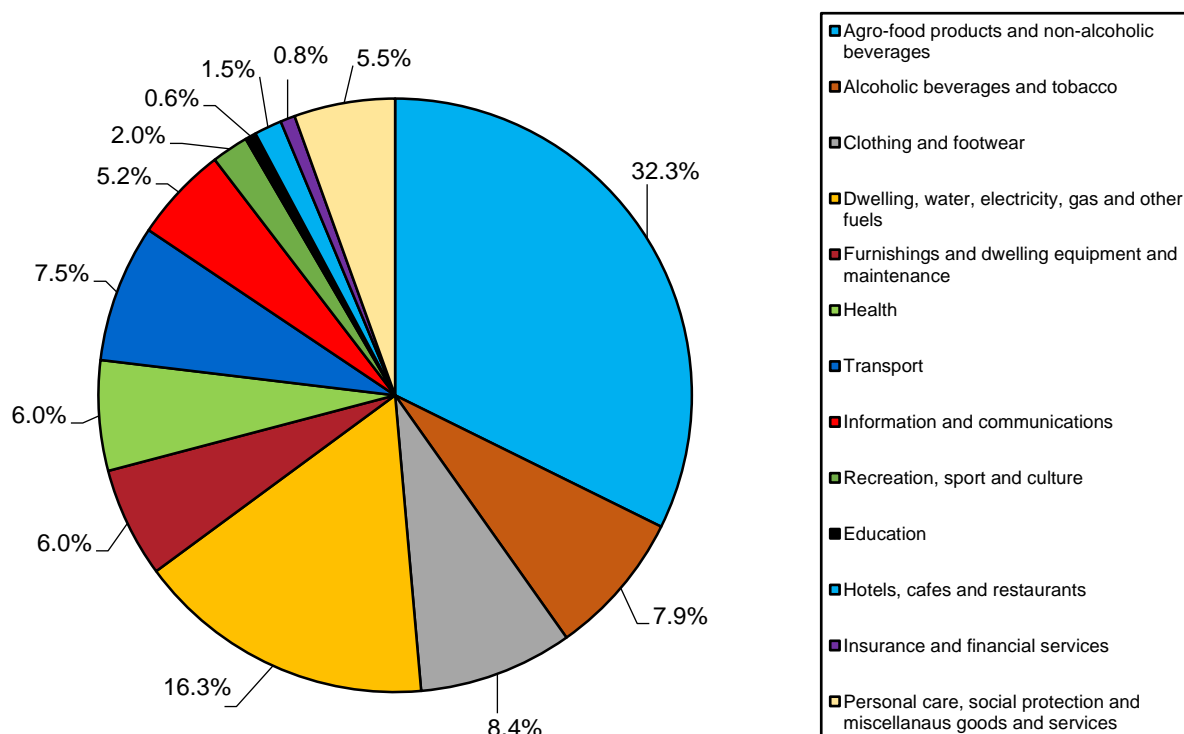
### The level and structure of the total expenditure in Q IV 2021

	Total expenditure  
--	---

[Table data \(xls\) can be accessed via the .rar file attached to this press release on the homepage](#)

- according to the standard classification of the consumption expenditure by use (COICOP), food and non-alcoholic beverages accounted, on average, for 32.3% of household consumption in Q IV 2021.

**Structure of the total consumption expenditure by use,  
in Q IV 2021**



[Graph data.xls](#) can be accessed via the .rar file attached to this press release on the homepage

#### Additional information:

\*) **Total income** includes all the money receipts from various sources for which there is no obligation to be returned and in-kind income (evaluated in lei).

\*\*) **Total expenditure** include all money expenditure, regardless of use and the equivalent of consumption from own household resources.

For the accurate interpretation of the indicators, kindly see the [Methodological Notes](#).

Additional information (household income and expenditure by household category and region, as well as the level and structure of food consumption) will be available in TEMPO online, validation deadline 06.05.2022.

*The next issue of the press release will be in June 2022.*

The archive of the press releases: <http://www.insse.ro/cms/en/comunicate-de-presa-view>

#### The Directorate of Communication

e-mail: [biroupresa@insse.ro](mailto:biroupresa@insse.ro) Tel: +4021 3181869