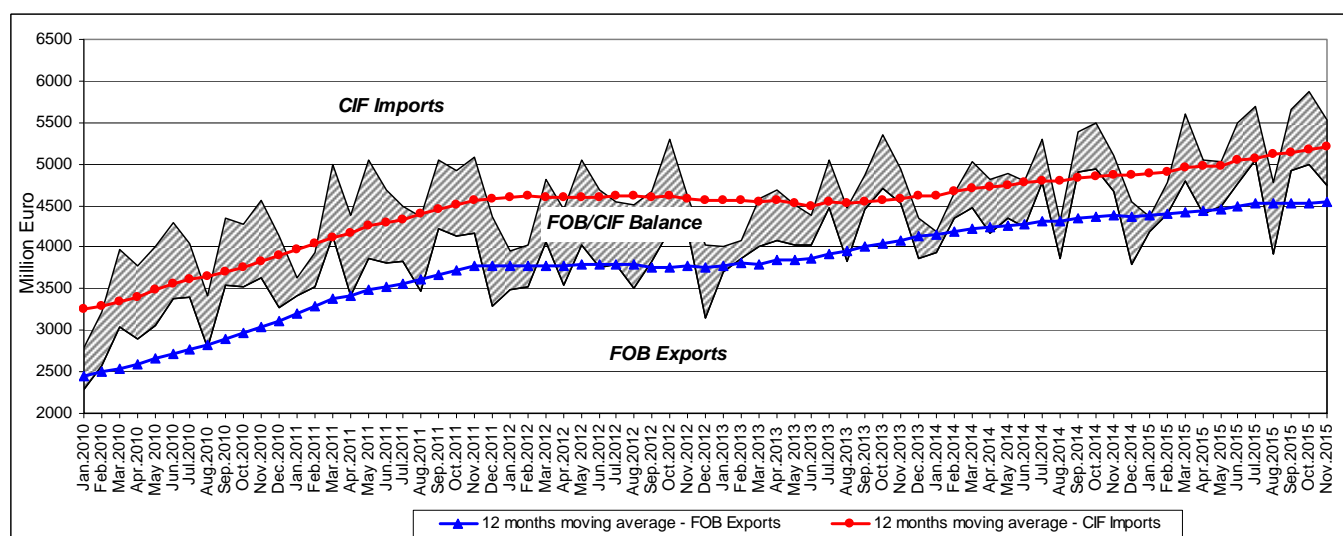


Domain: International trade with goods

In the period 1.I-30.XI 2015, the exports and imports increased by 4.1% and by 7.2%, respectively, compared to the period 1.I-30.XI 2014

- In the period 1.I-30.XI 2015 the FOB exports amounted to 50657.7 million euro and the CIF imports amounted to 57851.0 million euro.
- In the period 1.I-30.XI 2015, the FOB-CIF commercial deficit was of 7193.3 million euro, 1884.6 million euro more than in the period 1.I-30.XI 2014.
- In November 2015, the FOB exports were of 4751.9 million euro and the CIF imports were of 5535.5 million euro, a commercial deficit of 783.6 million euro being registered.
- Compared to October 2015, the exports decreased by 4.8% and the imports decreased by 5.7% in November 2015.

Exports, imports and FOB/CIF balance during January 2010 – November 2015

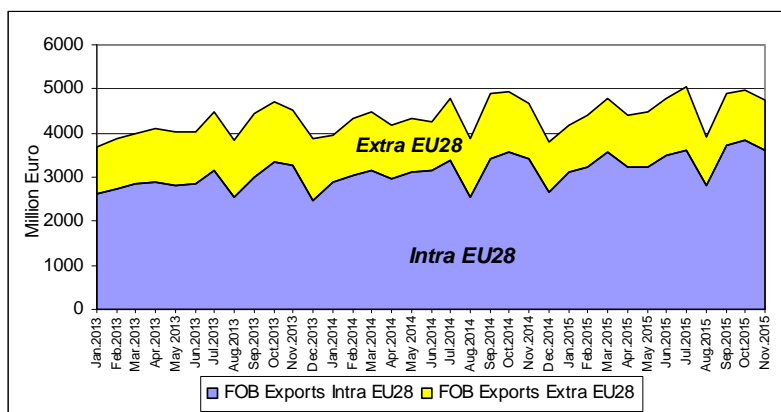


Graph data in .xls format.

In the period 1.I-30.XI 2015, the Intra-community trade of goods (Intra-EU28) amounted to 37492.6 million euro for dispatches and to 44669.5 million euro for arrivals, representing 74.0% of the total exports and 77.2% of the total imports.

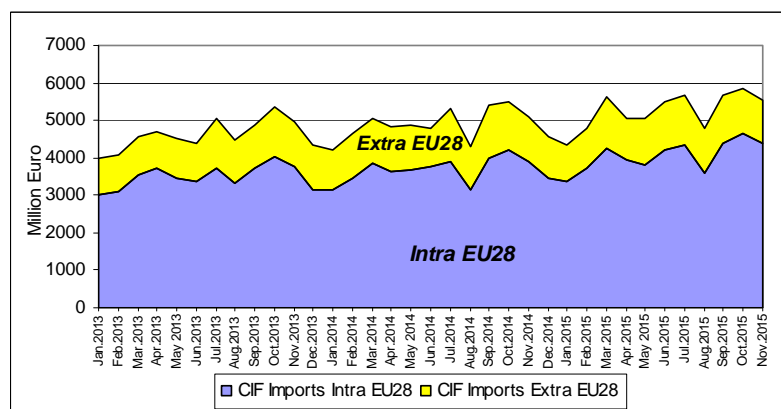
In the period 1.I-30.XI 2015, the Extra-community trade of goods (Extra-EU28) amounted to 13165.1 million euro for exports and to 13181.5 million euro for imports, representing 26.0% of the total exports and 22.8% of the total imports.

INTRA – EU28 and EXTRA – EU28 exports during January 2013 – November 2015



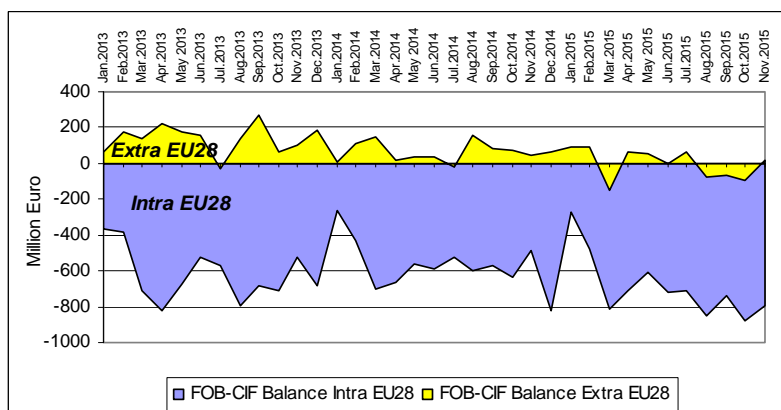
Graph data in .xls format.

INTRA – EU28 and EXTRA – EU28 imports during January 2013 – November 2015



Graph data in .xls format.

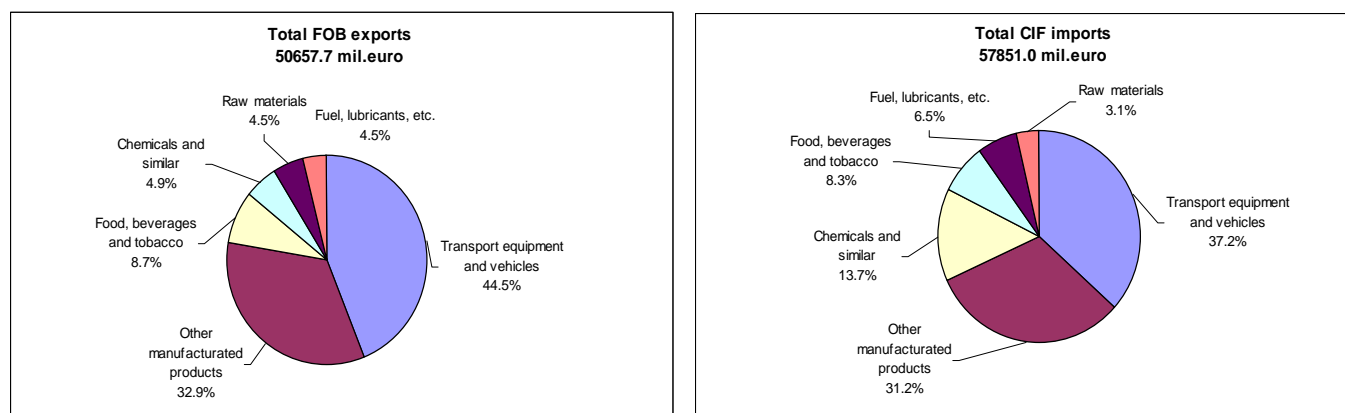
FOB-CIF balance for INTRA – EU28 and EXTRA – EU28 during January 2013 – November 2015



Graph data in .xls format.

In the period 1.I-30.XI 2015, important weights in the structure of exports and imports are represented by the following groups of goods: transport equipment and vehicles (44.5% for export and 37.2% for import) and other manufactured goods^{*)} (32.9% for export and 31.2% for import, respectively).

The international trade structure, by product groups, in the period 1.I-30.XI 2015



Graph data in .xls format.

Additional information:

For a correct interpretation of the indicators, kindly see the [Methodological Notes](#).

The statistical data on exports (FOB), imports (CIF) and FOB-CIF balance, in both Euro and lei, can be accessed in the [Annex in .xls](#) format, related to the press release.

Details regarding the international trade of goods for the period 1.I-31.X 2015 will be given in the Statistical Bulletin of International Trade no.10/2015, date of issue January 19, 2016.

Details regarding the international trade of goods for the period 1.I-30.XI 2015 will be given in the Statistical Bulletin of International Trade no.11/2015, date of issue February 18, 2016.

The next press release on the international trade of goods, for December and the year 2015, will appear on February 9, 2016.

Press releases archive: <http://www.insse.ro/cms/en/content/press-releases-archive>

For international comparison, kindly see the Eurostat press release which will appear on Friday, January 15, 2016 (<http://ec.europa.eu/eurostat>).

The Department of Communication

e-mail: birou presa@insse.ro

Phone: +4021 3181869

^{*)} Manufactured goods mainly grouped by the raw material (iron, steel, rubber, metal, etc.) and other manufactured goods (clothes and accessories, footwear, etc.)