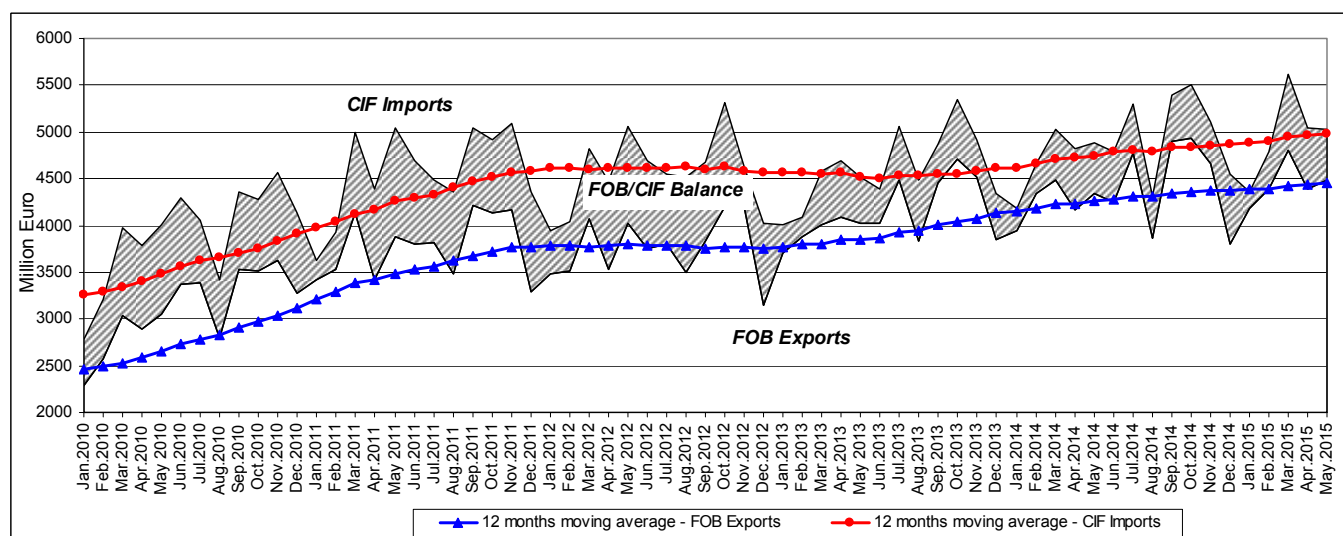


Domain: International trade with goods

In the period 1.I-31.V 2015, exports and imports increased by 4.7% and by 5.4%, respectively, compared to the period 1.I-31.V 2014

- In the period 1.I-31.V 2015 FOB exports amounted to 22267.5 million euro and CIF imports amounted to 24834.6 million euro.
- In the period 1.I-31.V 2015, the FOB-CIF commercial deficit was of 2567.1 million euro, 272.5 million euro more than in the period 1.I-31.V 2014.
- In May 2015, FOB exports were of 4486.9 million euro and CIF imports were of 5034.2 million euro, a commercial deficit of 547.3 million euro being registered.
- Compared to April 2015, exports increased by 2.0% and imports decreased by 0.2%, in May 2015.

Exports, imports and FOB/CIF balance during January 2010 – May 2015

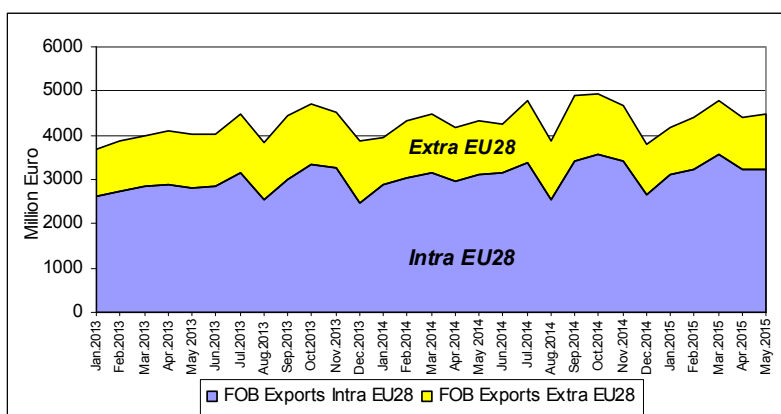


Graph data in .xls format.

In the period 1.I-31.V 2015, the Intra-community trade of goods (Intra-EU28) amounted to 16377.9 million euro for dispatches and to 19099.4 million euro for arrivals, representing 73.6% of the total exports and 76.9% of the total imports.

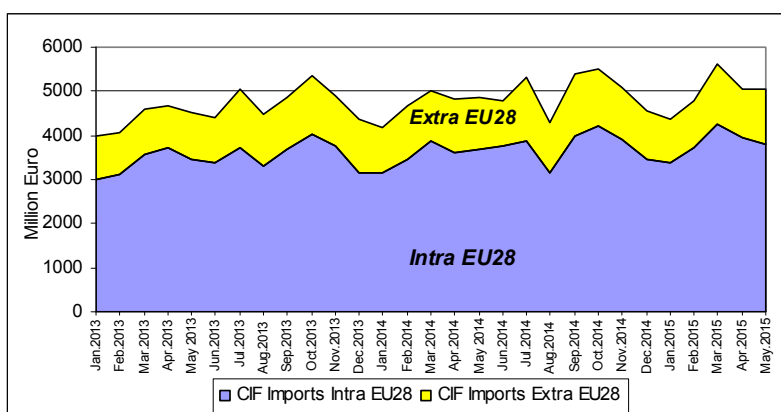
In the period 1.I-31.V 2015, the Extra-community trade of goods (Extra-EU28) amounted to 5889.6 million euro for exports and to 5735.2 million euro for imports, representing 26.4% of the total exports and 23.1% of the total imports.

INTRA – EU28 exports and EXTRA – EU28 exports during January 2013 – May 2015



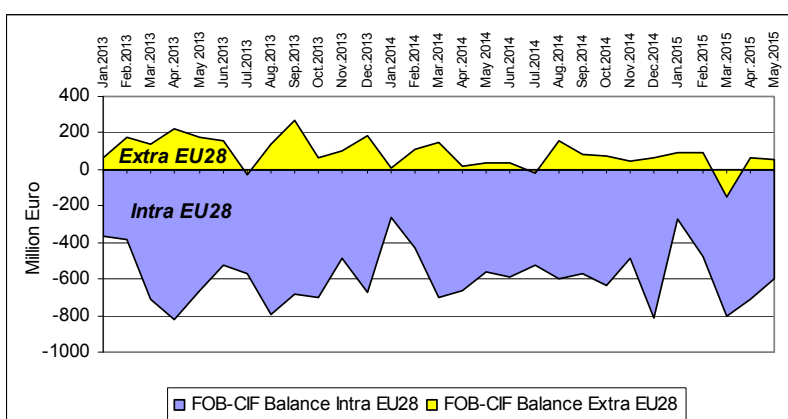
Graph data in .xls format.

INTRA – EU28 imports and EXTRA – EU28 imports during January 2013 – May 2015



Graph data in .xls format.

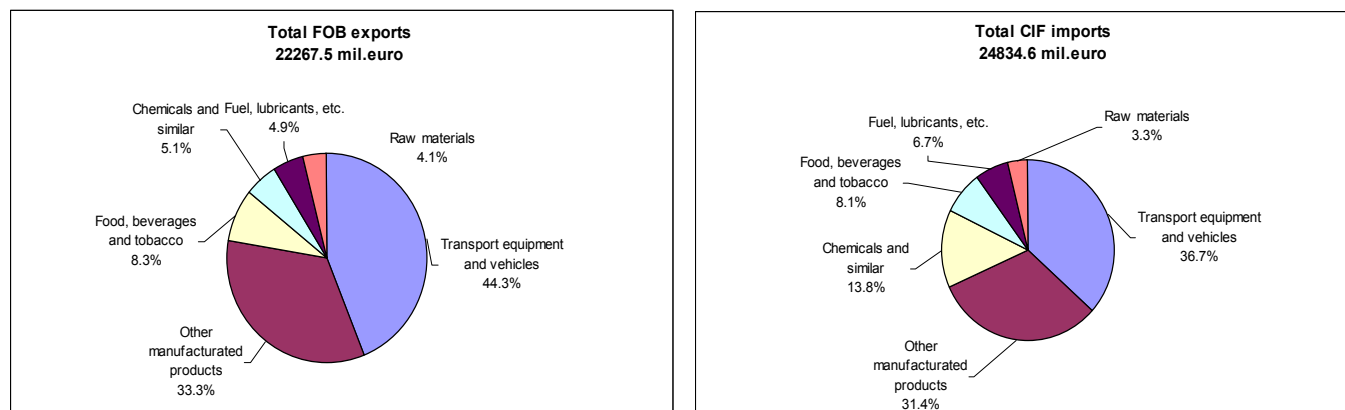
FOB-CIF balance for INTRA – EU28 and EXTRA – EU28 during January 2013 – May 2015



Graph data in .xls format.

In the period 1.I-31.V 2015, important weights in the structure of exports and imports are represented by the following groups of goods: transport equipment and vehicles (44.3% for export and 36.7% for import) and other manufactured goods^{*)} (33.3% for export and 31.4% for import, respectively).

The international trade structure, by product groups, in the period 1.I-31.V 2015



Graph data in .xls format.

Additional information:

For a correct interpretation of the indicators, please consult the [Methodological Notes](#).

The statistical data on exports (FOB), imports (CIF) and FOB-CIF balance, in both Euro and lei, can be accessed in the [Annex](#) in .xls format, related to the press release.

Details regarding the international trade of goods for the period 1.I-30.IV 2015 will be given in the Statistical Bulletin of International Trade no.4/2015, date of issue July 20, 2015.

Details regarding the international trade of goods for the period 1.I-31.V 2015 will be given in the Statistical Bulletin of International Trade no.5/2015, date of issue August 19, 2015.

The next press release on the international trade of goods for June and the first Semester of 2015 will appear on August 10, 2015.

Press releases archive: <http://www.insse.ro/cms/en/content/press-releases>

For international comparison, kindly see the Eurostat press release which will appear on Thursday, July 16, 2015 (<http://ec.europa.eu/eurostat>).

The Department of Communication

e-mail: birou presa@insse.ro

Phone: +4021 3181869

^{*)} manufactured goods mainly grouped by the raw material (iron, steel, rubber, metal, etc.) and other manufactured goods (clothes and accessories, footwear, etc.)