



Domain: Investments

## IN SEMESTER I 2015, THE NET INVESTMENTS IN THE NATIONAL ECONOMY INCREASED BY 7.2%

- Compared to Quarter II 2014, in Quarter II 2015, the net investments in the national economy summed up to 15010.3 million lei, increasing by 6.7%.
- Compared to Semester I 2014, in Semester I 2015, the net investments in the national economy summed up to 26874.1 million lei, increasing by 7.2%,.

### Quarter II 2015 compared to Quarter II 2014

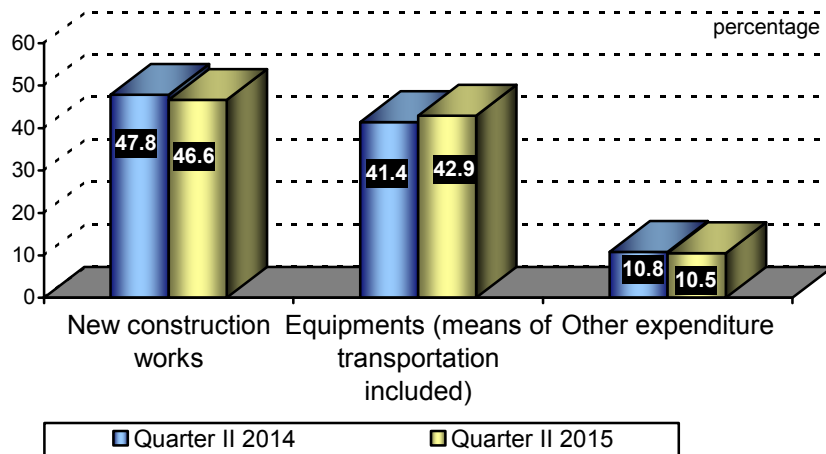
#### Net investments in the national economy - provisional data -

	Quarter II 2015 -million lei current prices -	In % as against Quarter II 2014	Structure -%-	
			Quarter II 2014	QuarterII 2015
<b>TOTAL</b>	<b>15010.3</b>	<b>106.7</b>	<b>100.0</b>	<b>100.0</b>
New construction works	6997.6	105.7	47.8	46.6
Equipments (means of transportation included)	6439.4	110.2	41.4	42.9
Other expenditure	1573.3	98.2	10.8	10.5

[Table data in xls format](#)

Compared to Quarter II 2014, in Quarter II 2015, the net investments in the national economy increased by 6.7% due to the increments registered by the following structure elements: **equipments (means of transportation included)** by 10.2% and **new construction works** by 5.7%. There was a decrease of 1.8% in **other expenditure**.

### The weight of net investments by structure elements



Compared to Quarter II 2014, in Quarter II 2015, there is an increase in the share of the net investments in **equipments (means of transportation included)** by 1.5 pp. There was a decrease of 1.2 pp in the share of the net investments in **new construction works** and of 0.3 pp in **other expenditure**, respectively.

### Semester I 2015 compared to Semester I 2014

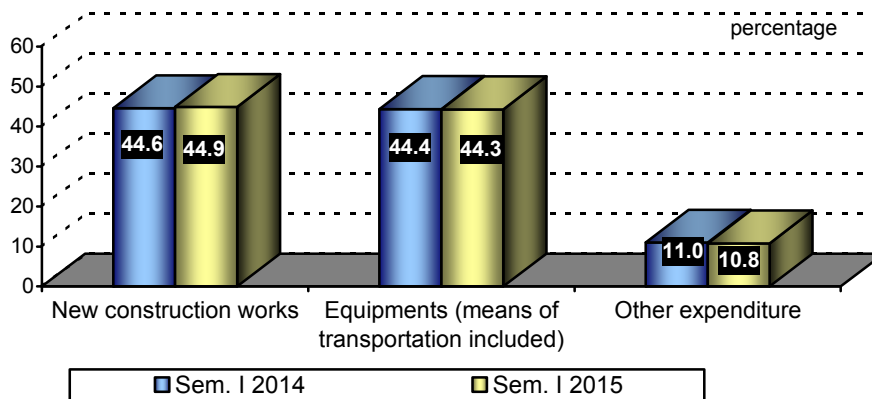
#### Net investments in the national economy - provisional data -

	Sem. I 2015 - million lei current prices -	In % as against Sem. I 2014	Structure -%-	
			Sem. I 2014	Sem. I 2015
<b>TOTAL</b>	<b>26874.1</b>	<b>107.2</b>	<b>100.0</b>	<b>100.0</b>
New construction works	12072.2	109.3	44.6	44.9
Equipments (means of transportation included)	11902.1	107.0	44.4	44.3
Other expenditure	2899.8	99.0	11.0	10.8

[Table data in xls format](#)

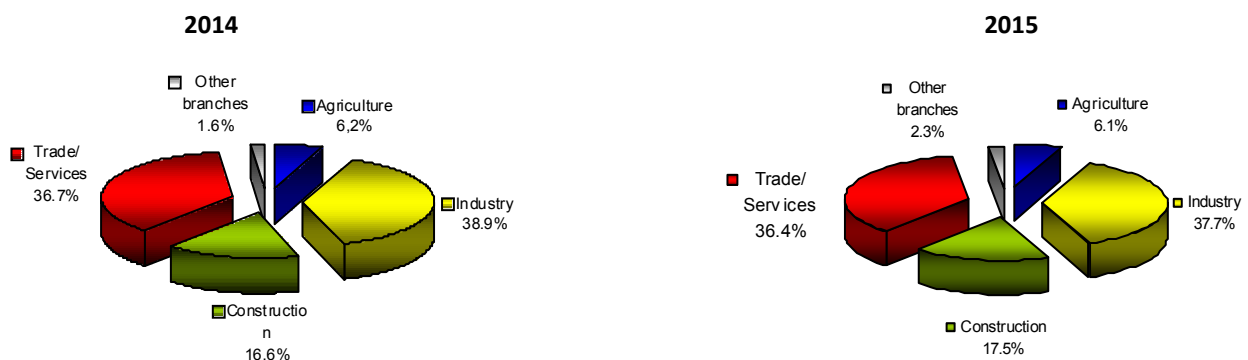
In Semester I 2015, compared to Semester I 2014, the net investments in the national economy increased by 7.2% due to the increments registered by the following structure elements: **new construction works** by 9.3% and **equipments (means of transportation included)** by 7.0%. There was a decrease of 1.0% in **other expenditure**.

### The weight of net investments by structure elements



Compared to Semester I 2014, in Semester I 2015, there is an increase in the share of the net investments in **new construction works** by 0.3 pp. There was a decrease of 0.2 pp in the share of the net investments in **other expenditure** and of 0.1 pp in **equipments (means of transportation included)**, respectively.

### The national economy net investments structure by activity, in Semester I



[Chart data in xls format](#)

The branches with a bigger volume of net investments are industry, trade and services.

#### Additional information:

For the correct interpretation of the indicators, kindly see the [Methodological Notes](#).

The next issue of the press release will be on Friday, December 4, 2015.

Press release archive: <http://www.insse.ro/cms/en/content/press-releases>

#### The Communication Department

e-mail: [biroupresa@insse.ro](mailto:biroupresa@insse.ro)

Tel: +4021 3181869