

Domain: Investments

IN THE PERIOD 1.I-30.IX.2015, THE NET INVESTMENTS IN THE NATIONAL ECONOMY INCREASED BY 4.5%

- Compared to quarter III 2014, in quarter III 2015 the net investments in the national economy summed up to 17778.0 million lei, increasing by 1.7%.
- Compared to the period 1.I-30.IX.2014, in the period 1.I-30.IX.2015 the net investments in the national economy summed up to 44505.4 million lei, increasing by 4.5%.

Quarter III 2015 compared to quarter III 2014

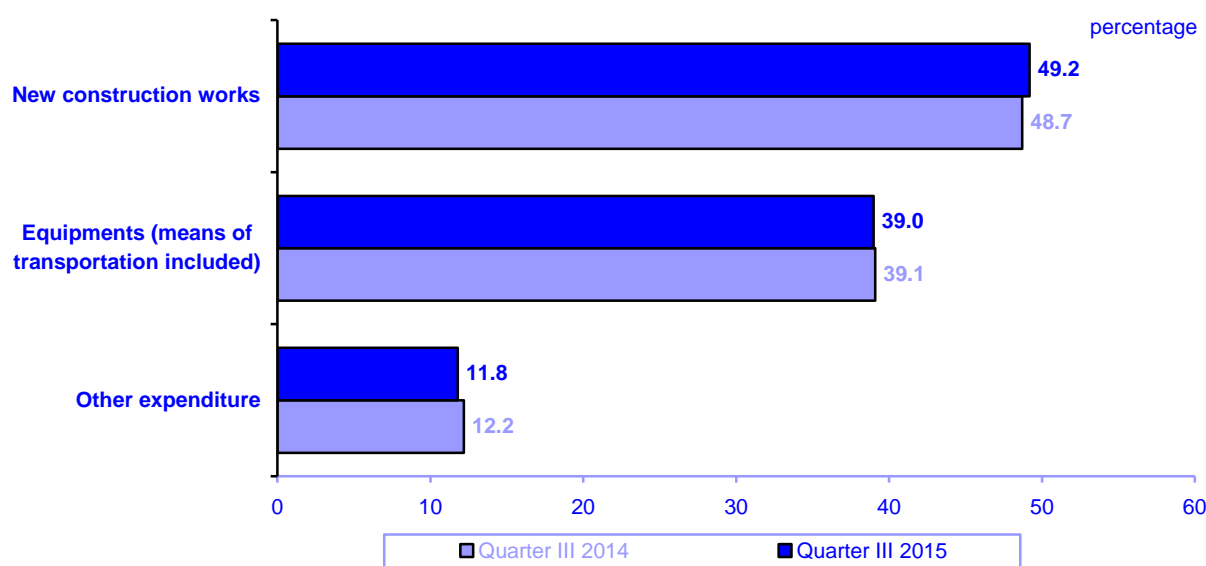
Net investments in the national economy - provisional data -

	Quarter III 2015 -million lei current prices -	In % as against quarter III 2014	Structure -%-	
			Quarter III 2014	Quarter III 2015
TOTAL	17778.0	101.7	100.0	100.0
New construction works	8745.0	105.3	48.7	49.2
Equipments (means of transportation included)	6926.4	100.5	39.1	39.0
Other expenditure	2106.6	92.1	12.2	11.8

[Table data in xls format](#)

Compared to quarter III 2014, in quarter III 2015 the net investments in the national economy increased by 1.7% due to the increments registered by the following structure elements: **new construction works** by 5.3% and **equipments (means of transportation included)** by 0.5%. **Other expenditure** registered a decrease of 7.9%.

Net investments share in structure elements



Compared to quarter III 2014, in quarter III 2015 there is an increase in the share of net investments in **new construction works** by 0.5 percentage points. The share of net investments in **other expenditure** decreased by 0.4 percentage points and in **equipments (means of transportation included)** by 0.1 percentage points.

Period 1.I-30.IX.2015 compared to period 1.I-30.IX.2014

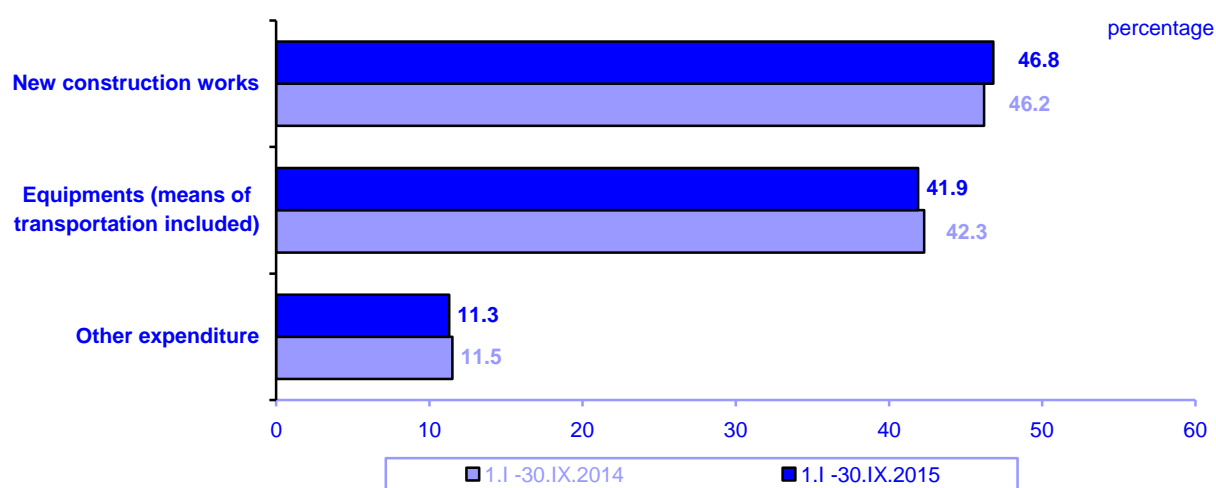
Net investments in the national economy - provisional data -

	1.I-30.IX.2015 -million lei current prices-	In % as against 1.I -30.IX.2014	Structure -%-	
			1.I-30.IX.2014	1.I-30.IX.2015
TOTAL	44505.4	104.5	100.0	100.0
New construction works	20853.0	107.6	46.2	46.8
Equipments (means of transportation included)	18636.3	103.5	42.3	41.9
Other expenditure	5016.1	96.2	11.5	11.3

[Table data in xls format](#)

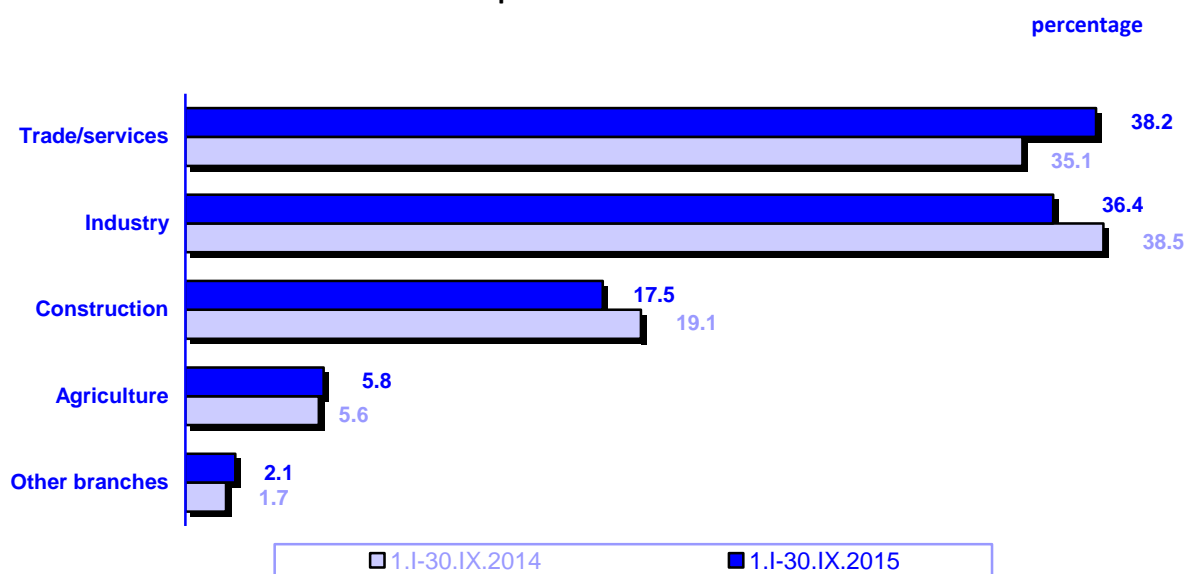
Compared to the period 1.I-30.IX.2014, in the period 1.I-30.IX.2015 the net investments in the national economy increased by 4.5% due to the increments registered by the following structure elements: **new construction works** by 7.6% and **equipments (means of transportation included)** by 3.5%. **Other expenditure** registered a decrease of 3.8%.

Net investments share in structure elements



Compared to the period 1.I-30.IX.2014, in the period 1.I-30.IX.2015 there is an increase in the share of net investments in **new construction works** by 0.6 percentage points. The share of net investments in **equipments (means of transportation included)** decreased by 0.4 percentage points and in **other expenditure**, by 0.2 percentage points.

Investments structure by national economy activities in the period 1.I-30.IX.2015 compared to the period 1.I-30.IX.2014



[Chart data in xls format](#)

Additional information:

For the correct interpretation of the indicators, kindly see the [Methodological Notes](#) attached to the press release on the homepage.

The next issue of the press release will be on Tuesday, March 8, 2016.

Press release archive: <http://www.insse.ro/cms/en/content/press-releases>

The Communication Department

e-mail: birou presa@insse.ro

Tel: +4021 3181869