

Domain: Investments

IN 2015, THE NET INVESTMENTS IN THE NATIONAL ECONOMY INCREASED BY 8.4%

- Compared to quarter IV 2014, in quarter IV 2015 the net investments in the national economy summed up to 27194.2 million lei, increasing by 17.1%.
- Compared to 2014, in 2015 the net investments in the national economy summed up to 71335.3 million lei, increasing by 8.4%.

Quarter IV 2015 compared to quarter IV 2014

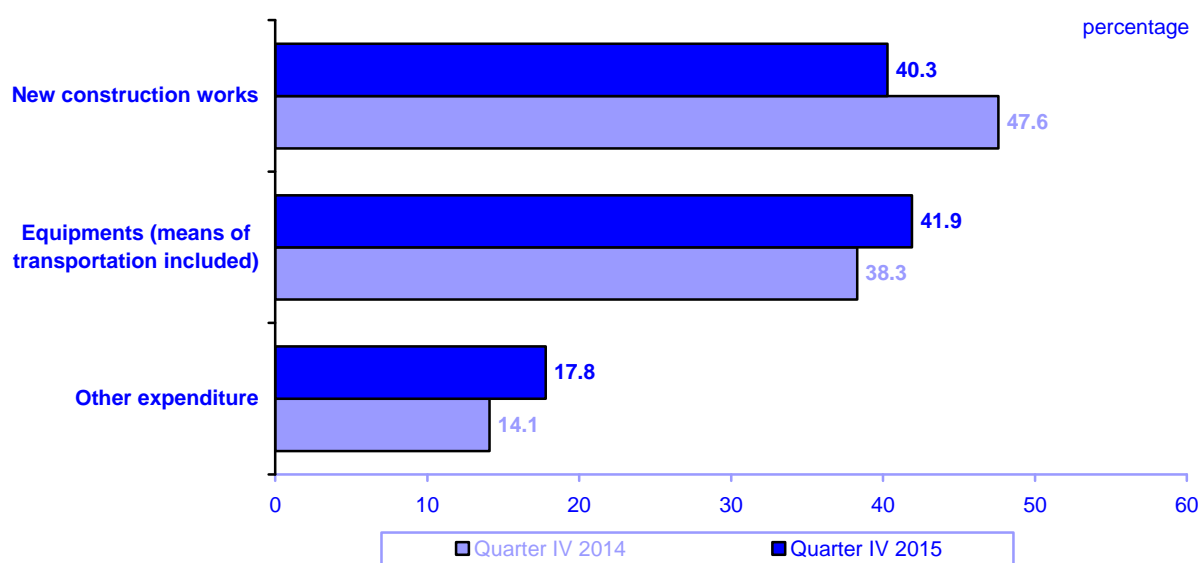
Net investments in the national economy - provisional data -

	Quarter IV 2015 -million lei current prices -	In % as against quarter IV 2014	Structure -%-	
			Quarter IV 2014	Quarter IV 2015
TOTAL	27194.2	117.1	100.0	100.0
New construction works	10955.4	101.8	47.6	40.3
Equipments (means of transportation included)	11387.5	127.8	38.3	41.9
Other expenditure	4851.3	138.9	14.1	17.8

[Table data in xls format](#)

Compared to quarter IV 2014, in quarter IV 2015 the net investments in the national economy increased by 17.1% due to the increments registered by all structure elements: **other expenditure** by 38.9%, **equipments (means of transportation included)** by 27.8% and **new construction works** by 1.8%.

Net investments share by structure elements



Compared to quarter IV 2014, in quarter IV 2015 there is an increase in the share of net investments in **other expenditure** by 3.7 percentage points and in **equipments (means of transportation included)** by 3.6 percentage points. The net investments share in **new construction works** decreased by 7.3 percentage points.

Year 2015 compared to 2014

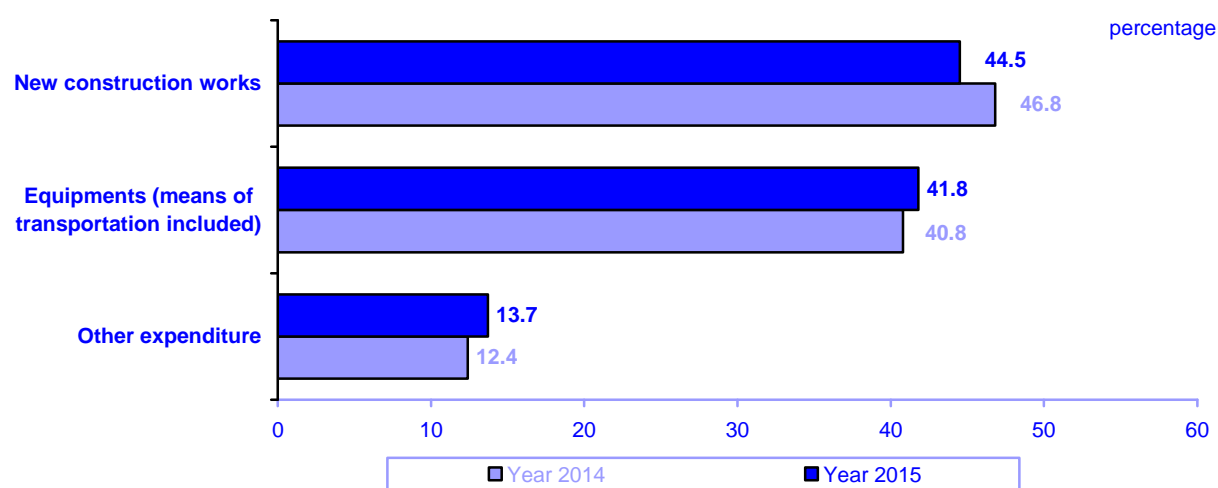
Net investments in the national economy - provisional data -

	Year 2015 -million lei current prices-	In % as against 2014	Structure -%-	
			Year 2014	Year 2015
TOTAL	71335.3	108.4	100.0	100.0
New construction works	31718.1	105.2	46.8	44.5
Equipments (means of transportation included)	29833.7	110.8	40.8	41.8
Other expenditure	9783.5	112.3	12.4	13.7

[Table data in xls format](#)

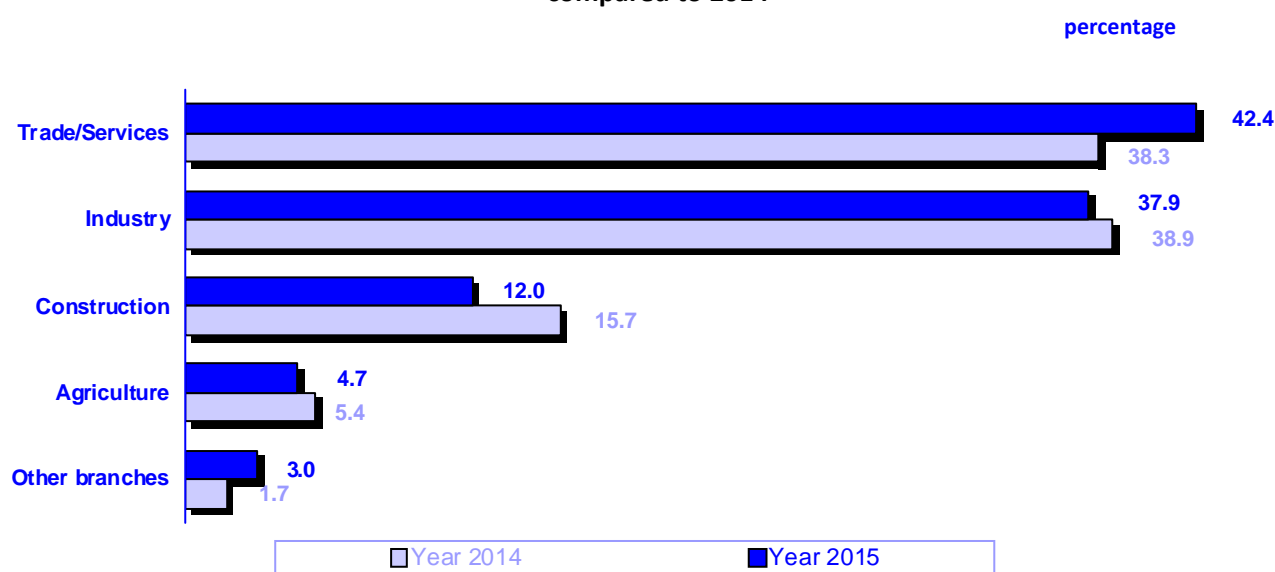
Compared to 2014, in 2015 the net investments in the national economy increased by 8.4% due to the increments registered by all structure elements: **other expenditure** by 12.3%, **equipments (means of transportation included)** by 10.8% and **new construction works** by 5.2%.

Net investments share by structure elements



Compared to 2014, in 2015 there is an increase in the share of net investments in **other expenditure** by 1.3 percentage points and in **equipments (means of transportation included)** by 1.0 percentage points. The net investments share in **new construction works** decreased by 2.3 percentage points.

Investments structure by national economy activities in 2015 compared to 2014



[Chart data in xls format](#)

Additional information:

For the correct interpretation of the indicators, kindly see the [Methodological Notes](#) attached to the press release on the homepage.

The next issue of the press release will be on Tuesday, June 7, 2016.

Press release archive: <http://www.insse.ro/cms/en/comunicate-de-pres-a-view>

The Communication Department

e-mail: birouipresa@insse.ro

Tel: +4021 3181869