

ROMANIA



NATIONAL INSTITUTE OF
STATISTICS

annual REPORT 2016

01
GATHERING

02
ANALYSIS

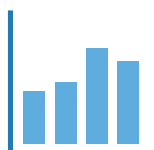
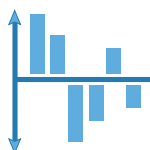
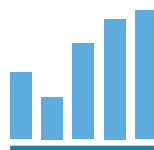
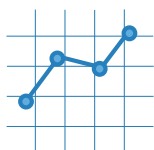
03
DISEMINATION

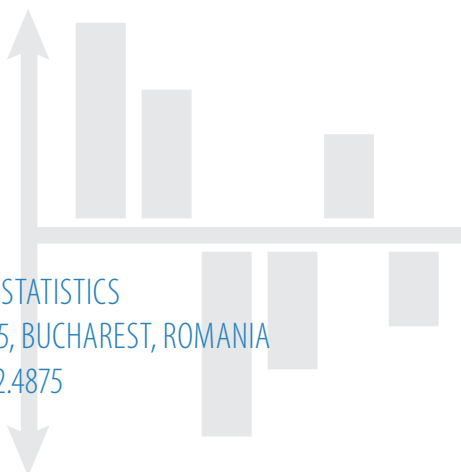
04
COMMUNICATION



NATIONAL INSTITUTE OF
STATISTICS

ANNUAL REPORT
2016





CONTENTS

FOREWORD // TUDOREL ANDREI.....	7
INTRODUCTION	9
STATISTICAL PRODUCTION.....	15
NIS, INSTITUTIONAL BENCHMARK // MARIAN PEDA.....	7
AN ESSENTIAL ROLE IN THE SUBSTANTIATION OF PUBLIC POLICIES // MIHAI BUSUIOC ..	21
STATISTICS, PART OF “TRUE” HISTORY // ION M. IONIȚĂ.....	29
“STATISTICS NEVER LIE...”// EMIL CONSTANTINESCU.....	33
CONFIDENTIALITY OF STATISTICAL DATA // ANDREEA CAMBIR.....	37
ACTIVE PARTNERS IN THE EUROPEAN STATISTICAL SYSTEM // DANIELA ȘTEFĂNESCU..	45
FRUITFUL INSTITUTIONAL COOPERATION // PAVEL NĂSTASE.....	49
PRIORITIES IN 2017.....	51
ANNEXES.....	58
ABBREVIATIONS	63

Tudorel ANDREI
NIS President



Communication and dissemination to all categories of users were priorities for us, with openness towards them being essential.

FOREWORD

*In 2016, the National Institute of Statistics focused its efforts on increasing the quality and transparency of the statistical data production process. **Quality and transparency** are elements on which the trust placed by data users in this institute is based. Thus, with a view to maintaining the brand position as far as statistical production is concerned, the NIS activities were aimed at **modernising data production, improving the communication and dissemination process and furthering international co-operation.***

*In order to support the modernisation of statistical data production both in the short term and in the long term, the Directorate for Innovative Tools in Statistics was set up. Through the activity performed by this directorate we aim to make the processing of statistical data more efficient by expanding the use of econometric models as well as to optimise sample surveys. All this will have a **positive impact on data quality** and labour productivity, finally leading to a reduction of costs and of the response burden on users.*

***Communication and dissemination to all categories of users were priorities for us, with openness towards them being essential.** In this respect, as of 2016, all NIS publications are available on the NIS website free of charge. We intend to continue our efforts in this area in 2017 by diversifying the communication tools.*

*The ESS Modernisation Workshop gathered in Bucharest more than one hundred representatives of Eurostat, of the statistical offices of Member States as well as of other countries. On this occasion, **new data collection, analysis and dissemination solutions were presented.***

*The examples could continue in this brief foreword, but I invite you to discover them while reading the report. Through the activity performed, we will always be a brand in the area of statistical data production, a brand synonymous to **quality, transparency and efficiency.***

Tudorel ANDREI
President of the
National Institute of Statistics





INTRODUCTION

INTRODUCTION

The activity report of the **National Institute of Statistics** (NIS) for 2016 reveals the activities performed for achieving its purpose, its role of producing quality and credible statistics, which are developed and provided in a timely manner in order to meet the requirements of all categories of internal and external users to the highest possible extent.

Through its activities, the NIS aimed to ensure the development of mechanisms and tools adapted to the performance of statistical activities according to priorities, to consolidate the structure and functionality of the **National Statistical System** and to improve its capacity to meet the statistical data and information needs of users.

In establishing the priorities of the statistical programmes, a series of cross-cutting issues that are of strategic importance for the evolution of official statistics were taken into account, such as: the way in which strategic objectives contribute to European integration; co-operation with the users and producers of statistical data; the adaptability of statistical processes to the requirements of the **National Statistical System** and the appropriateness of methodological tools. The NIS also took into account the cost-efficiency ratio of the statistics produced, ensuring a coherent and rational approach to statistical priorities, with a view to optimally using the available resources and reducing the response burden.

The basic tool through which the NIS and the other producers of official statistics are authorised to collect, store, process, analyse and disseminate official statistical data is the **Annual National Statistical**

Programme (ANSP), in accordance with Law No 226/2009 on the organisation and functioning of official statistics in Romania, as subsequently amended, with a view to ensuring the necessary information to internal and external users. To this is added the statistical information resulting from the **EU** legislation and from the recommendations of other international organisations.

In the past year, the NIS reached all its objectives as defined in the PSNA, providing timely and quality data to all categories of users of official statistical data.

Like the previous years, 2016 was a difficult year, with a multitude of very important tasks which required sustained efforts from all statisticians, considering the fact that the extremely complex and challenging objectives and tasks were expanded due to the involvement of the NIS in activities of national importance undertaken outside the Annual Statistical Programme.

Nevertheless, the NIS performed quality work as far as the statistical activities set out in the European annual statistical programme are concerned, while also taking into account national priorities.

We will continue to do everything necessary to make sure Romanian official statistical data are relevant to users, are presented in a clear and easily comprehensible manner, are published in an adequate and convenient format, are easily available and accessible, thus meeting the data and information needs of all users.

THE NATIONAL STATISTICAL COUNCIL

THE COUNCIL OF STATISTICAL DATA USERS

A central place in the co-ordination of the official statistical services and in the harmonisation of the demands of society as far as statistical data are concerned is played by the **National Statistical Council (CSN)**.

The CSN was set up on the basis of the provisions of Law No 226/2009 on the organisation and functioning of official statistics in Romania, as subsequently amended, and is responsible for ensuring the objective, transparent and scientific nature of the methodologies, indicators, nomenclatures and classifications used in statistical work. The tasks of the CSN are laid down in Law No 226/2009.

Three plenary meetings of the Council were held in 2016, with the following issues being brought to its attention:

- the presentation of the amendments made to Law No 226/2009 and published in Ordinance No 3 of 27 January 2016 establishing measures for re-organising and making the work of some central government bodies more efficient and amending some legal acts;
- the debate on and approval of the NIS Annual Report for 2015;
- the debate on and approval of the CSN Annual Report for 2015;
- information on the mandate of the CSN members for the next 2 years;
- the establishment and approval of the CSN leadership for the 2016-2018 period;
- the updating of the regulation of the Methodological Endorsement Committee (CAM);

- the establishment and approval of the CAM leadership as well as of the persons in charge of the working groups;
- the debate on and approval of the Annual National Statistical Programme 2017;
- the presentation of and debate concerning the current situation as far as the management of the quality of the statistical system is concerned;
- the programme of activities dedicated to the anniversary of 100 years since the birth of Greater Romania;
- information on the Memorandum regarding the commitment to supporting an increase in the credibility of Romanian statistics;
- information on the Memorandum concerning the implementation of actions related to the use of administrative data sources for statistical purposes;
- various other issues that are important to Romanian official statistics.

As co-ordinator of the **National Statistical System**, the CSN aims at intensifying its activities in 2017 by prioritising objectives and tasks in order to meet the needs of statistical society to the highest possible extent. With a view to developing and improving statistics in the future, in line with EU norms and standards, and to improving the statistical methods and procedures meant to lead to an efficient and complex use of statistical tools, the CSN has the task of getting more involved in the NIS activities.

Co-operation was excellent between the NIS and the Council, made up of authorised representatives of the main categories of providers, producers and users of official statistical data and information. The NIS was open to the relevant observations and recommendations made by the members of the Council when the NIS methodologies and work plans were discussed/endorsed.

EUROPEAN AFFAIRS AND INTERNATIONAL CO-OPERATION

The entire co-operation activity of the NIS was aimed at modernisation, at improving the quality of the statistical information produced while increasing the efficiency of the overall activity, in full harmony with the profound changes and challenges launched at international level, particularly at European level.

In 2016, the NIS was represented in numerous working groups for the implementation of the Eurostat Vision 2020, including at meetings of the Vision Implementation Network (VIN), a group which intends to monitor the implementation of the strategic pilot projects developed in the framework of the European Statistical System.

The NIS also took an active part in the High-Level Working Group for the Modernisation of Statistical Production and Services set up under the auspices of the United Nations Economic Commission for Europe in order to shape the common agenda for the national and international modernisation of statistical institutes. At the 102nd DGINS Conference, which was held in Vienna (September 2016), the Vienna Memorandum concerning the production of “statistics on income, wealth and consumption” at European level and in a coherent and uniform manner was approved by the heads of the National Statistical Institutes of EU Member States.

The NIS participates in the High-Level Group on Quality in Statistics set up at the beginning of 2016 by Eurostat and composed of ten members, namely the heads of the National Statistical Institutes of certain EU Member States, among which Romania.

One of the tasks of the Group, which continues its work, was to finalise the Quality Declaration of the European Statistical System (ESS) and to identify actions to promote it.

As of January 2016, Romania is a member of the UN Statistical Commission, with a mandate for the 2016-2019 period.

The NIS continued to pro-actively participate in European and international statistical governance bodies: the European Statistical System Committee (ESSC), the Conference of European Statisticians, the OECD Committee on Statistics and Statistical Policy (in 2010 Romania became a regular observer in the OECD Statistics Committee), the UN Statistical Commission, the DGINS conference. NIS experts also participated in 6 meetings of the “Statistics” Working Group of the Council. We took part in more than 170 working groups, task forces, seminars, conferences organised by Eurostat and other international organisations, and bilateral co-operation actions.

Romania continued its activity as a member of the European Statistical Governance Advisory Board (ESGAB), the European Statistical Advisory Committee (ESAC) and the Board of the European Master in Official Statistics (EMOS). Romania participated in the meeting of the heads of national statistical agencies from the Member States of the Organisation of the Black Sea Economic Co-operation (Moscow, June 2016), when the Declaration supporting the implementation of the sustainable development indicators in the context of the 2030 Agenda, a major challenge for the Member States, was signed.

On 20 October 2016, the Romanian NIS celebrated European Statistics Day under the slogan “Statistics, a treasure to be shared”.

Bilateral co-operation actions

From January to June 2016, under the Instrument for Pre-accession Assistance (IPA)-Eurostat, the traineeship of Mrs Gladiola Baja from Albania took place.

At the beginning of November, the chapter dedicated to co-operation in official statistics in the framework of the Protocol negotiated at the 9th session of the Joint Intergovernmental Commission for Economic Co-operation between Romania and the Republic of Moldova was signed.

In 2016, study visits on various areas of statistics were organised, namely:

- the plan of co-operation actions with the French INSEE continued to be implemented in 2016, seasonal adjustment; the improvement of the capacity to implement the System of Health Accounts; the Victimisation Survey;
- Hungary, environmental accounts and environmental statistics;
- Slovakia, the assessment of statistical production costs.

The NIS was the host of the meeting on the comparison of external trade statistical data, with invited experts from the Customs Department of the Russian Federation

Prospects

Romania, a member of the Budva Initiative Group

Eurostat intends to resume the activity of the Budva Initiative Group (BIG) by organising conferences of experts and other types of actions.

The purpose of the BIG, launched in 2009, was to strengthen co-operation in statistics at regional level among the countries of South-Eastern Europe. The Group promoted the best European practices of 11 countries,

among which Romania, and was seen as an important tool for reinforcing the development of the statistical knowhow in the region and of the skills required in official statistics. The Romanian NIS welcomed the approach of Eurostat and was open to co-operation.

Romania – host of the Conference of the Directors-General of National Statistical Institutes (DGINS) in 2018

The DGINS Conference is the most important EU forum for debate as far as the shaping of the ESS development strategy, of the programmes of statistical surveys and the establishment of the main challenges undertaken by European statistics are concerned. The Conference is organised on an annual basis and is attended by the heads of the National Statistical Institutes of EU Member States. In 2018, the Romanian NIS will host the DGINS Conference. The Romanian NIS continued the preparations for the Conference, which had started in 2015. The Memorandum on the organisation of this major event by the Romanian NIS from 24 to 30 September 2018 was approved in 2016.

Romania will apply for membership of the Partnership Group (PG)

The Partnership Group is a working group composed of a small number of Presidents/Directors-General of the National Statistical Institutes of the ESS, whose mission is to shape the development of the ESS at the highest level, notably by ensuring the efficient functioning of the ESSC.

In 2017, Romania intends to apply for membership, so that the NIS President becomes one of the 10 PG members, for a 2-year mandate.

HUMAN RESOURCES

In order to ensure a sustainable basis for the development of the statistical system, the adequate human resources, both in terms of number and in terms of quality, are necessary.

Staff composition

In 2016, the NIS operated in accordance with Government Decision No 957/2005 on the organisation and functioning of the NIS, republished, as subsequently amended, with a maximum of **1,899** posts, of which **553** in the central office and **1,346** in the regional/county statistical directorates, until 11 May 2016. On that date, as a result of a merger by takeover, the Conference Centre and the National Centre for Training in Statistics, public institutions with legal personality, fully financed from their own income and subordinate bodies of the NIS, were incorporated into the NIS and the number of posts within the NIS increased by **112**, reaching a maximum of **2,011**, of which **664** in the central office and **1,347** in the regional/county statistical directorates. At the level of the institute, of the total number of posts set out in Government Decision No 957/2005, **94%** are civil service positions and approximately **6%** are contract staff posts occupied for an indefinite period ([annex 1](#)).

Of the total number of **1,849** occupied posts, the young staff aged ≤ 30 accounts for **4.5%** and the staff aged ≥ 56 accounts for **20.7%** ([annex 2](#)).

In 2016, **166** persons were employed and 128 persons left the system, of which **51** through retirement and **53** by agreement of the parties. As far as the educational profile is concerned, the staff with higher education accounted for **89.6%** of the total staff ([annex 3](#)).

Of the total staff with higher education, **58.7%** of the employees had graduated from economic faculties, **21%** had completed university studies in engineering and approximately **43%** had completed Masters programmes, post-graduate

courses or had a PhD. The high level of specialisation of the staff (graduates of PhD programmes, Masters programmes and/or persons who completed post-graduate studies) enables a quality implementation of the mentoring programme for the development of knowledge and skills for the young staff, with a view to a continuous adaptation of the National Statistical System to the requirements of the European Statistical System ([annex 4](#)).

Staff salaries

In 2016, the salaries of the staff were in accordance with the provisions of Framework Law No 284/2010 on uniform salaries for the staff paid from public funds, as subsequently amended by Government Emergency Ordinance No 57/2015 on the salaries of the staff paid from public funds in 2016, the extension of some deadlines and some tax and budgetary measures, as subsequently amended. The gross average salary in the NIS in 2016 was **4,208 lei**.

The vocational training of the staff

The integration of the NIS staff into vocational training processes in order to be able to face the current and future challenges of official statistics in Romania was a priority of the NIS in 2016, and that was seen in the substantiation and implementation of the Annual Vocational Training Plan. In 2016, in the NIS – the central office and the regional/county statistical directorates – **498** civil servants participated in and completed **34** vocational training programmes ([annex 5](#)).

The vocational training programmes were mainly related to areas such as: management (**37.75%**), statistics (**36.75%**) and communication (**10.04%**). In the framework of the European Statistical Training Programme (ESTP) organised by Eurostat, **19** persons from the central office of the NIS took part in external training courses, in specialised areas relating to official statistics.



STATISTICAL PRODUCTION

STATISTICAL PRODUCTION

In 2016, through the efforts of the NIS and other collaborators, data from approximately **2,815,000** statistical units (economic operators, institutions, public authorities and households) were collected and centralised by means of **146** statistical surveys, and these activities resulted in the drawing up of approximately **104** statistical studies, papers and analyses and **31** quality reports.

The statistical information was disseminated through approximately **321** press releases and **90** statistical publications.

The main beneficiaries of the activities included in the Annual National Statistical Programme 2016 were decision-makers, the general public as well as international bodies, particularly Eurostat, which confirms the commitment of Romanian statistics to the obligations resulting from the official statistics status in a Member State of the EU.

The most important achievements in 2016, by statistical production area, are presented as follows.

MACRO-ECONOMIC STATISTICS AND SECTORAL ECONOMIC STATISTICS

• national accounts

The whole range of macro-economic indicators of the system of national accounts, as fundamental indicators of the economy, represented a central point on the NIS agenda, which focused on aligning indicator estimation techniques and methods and on connecting the results of these estimates to EU standards and norms.

The most important achievements in this area are:

- the process of improving the exhaustiveness of the GNI continued by implementing specific and cross-cutting reserves;
- improvements were made to the implementation of SDMX – single standard for compliance with the exchange and transmission of data and metadata for the statistics covered by Regulation (EU) No 549/2013 – by maintaining the Excel matrices;
- the annual and regional national accounts for 2014 (the final version) and 2015 (the semi-final version) and the quarterly accounts for 2016 were produced;
- the financial and non-financial accounts for annual data were reconciled;
- the lifting of the specific and cross-cutting reserves for the GNI for the years 2007-2013;
- the lifting of reserves for the weighted average rate for 2011;
- the GNI inventory of sources and methods for the reference year 2013 was drawn up;
- the consumption of fixed capital by activity was calculated;
- the table of integrated economic accounts (TCEI) was revised, which consisted in reconciling the annual and quarterly accounts for the years 2012-2015 as well as in revising the annual and quarterly accounts with a view to ensuring consistency with the general government accounts for the years 2012-2015.

• government finance statistics

In the area of government finance statistics, the most important activities performed were the following:

continued on page 18

Marian PREDA
Sociologist



The National Institute of Statistics is one of the essential institutional benchmarks of modern Romania.

NIS, INSTITUTIONAL BENCHMARK

The National Institute of Statistics is one of the essential institutional benchmarks of modern Romania. The statistics produced by the NIS are the quantitative picture of Romanian society, the unaltered “photo”, without ideological shadows, without subjectivity, of the present in relation to the past or to the strategic plans shaped in the past for the present.

“If you don’t know where you want to go, any road will take you there”, reads an old saying which has been adopted in the modern manuals of strategic management.

A society without statistics is like a ship with no compass that is faced with a storm in the midst of the ocean: it sails without knowing where it comes from, where it is or where it wants to go. The National Institute of Statistics is the compass that guides Romania through these troubled times.

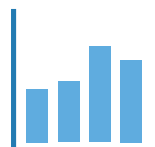
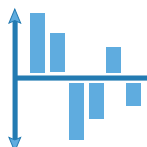
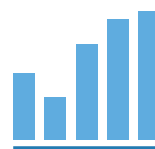

Even though Romanian society has not always known how to use the compass, statistics, a compass of the economy and society, has done its job and has shown us the “map” of the economy, of the social problems and of the demographic situation in Romania, the path taken on that map, the place where we are and the direction in which we are heading.

In 2016, statistics made progress and its voice was better heard at national and European level, with discretion and perseverance, with professionalism and impartiality.

The statistical products were greater in number, more visible to the public, more accessible to specialists in the field, to higher education institutions’ researchers, students and professors.

It is up to those at the helm of the “ship” called Romania to learn to use statistics, to steer it with the help of the “compass” of the statistical figures produced by the NIS and not by looking at the blinding “sun” of power which often enters the clouds of populism and makes societies fail in the form of deficits and crises that are difficult to overcome.

Marian PREDA
sociologist



continued from page 15

- in March and September, the reporting of net lending (+)/net borrowing (B.9) and of public debt for the 2012-2015 period according to the new ESA 2010 in the framework of the Excessive Deficit Procedure;

- the compilation of the sequence of non-financial accounts of the general government sector for the year 2015 in accordance with ESA 2010;

- the compilation of the tables according to the ESA 2010 transmission programme in the area of public finance for the year 2015 (Table 2 – Main aggregates of general government; Table 9 – Detailed tax and contribution receipts by receiving subsector; List of national taxes; Table 11 – General government expenditure by COFOG function and subsector);

- the compilation of the sequence of quarterly non-financial accounts of the general government sector for Q4 2015, Q1-Q3 2016;

- the calculation of the final consumption of the general government sector for the year 2015;

- the calculation of the consumption of fixed capital of the general government sector for the year 2015;

- the application of the 50% test for the reference year 2015 for the public companies observed.

• regional statistics

The following activities were performed in the field of regional statistics:

- the compilation of the regional national accounts by CANE Rev. 2 activity for the year 2014 according to ESA 2010 (the calculation of the Gross Domestic Product at NUTS level 3, of staff remuneration at NUTS level 2, of gross fixed capital formation at NUTS level 2, of the employed population-thousand persons at

NUTS level 3 and of the employed population-hours worked at NUTS level 2);

- the compilation of the regional accounts of the household sector (the allocation of primary income account and the secondary distribution of income account) for the year 2014;

- the compilation of regional tables 1000, 1001, 1200 and 1300, in accordance with the ESA 2010 transmission programme.

• price statistics

- the timely and quality production of indicators in the areas of consumer prices, industrial production, services, dwellings, agricultural products and inputs, using sound methodologies, which comply with international standards, and the provision of these indicators to decision-makers and the general public;

- the national-level co-ordination of the activities set out in the European Comparison Programme, the main provider of indicators on purchasing power parities and European price convergence

ECONOMIC STATISTICS

In accordance with the mission, vision and values of the NIS and the Strategy of the National Statistical System, the objectives specific to economic statistics aim at meeting, to the highest possible extent, the data and information requirements of all categories of statistical data users, at continuing to improve the quality of statistical processes and products through full alignment with the European Statistics Code of Practice and at implementing measures in order to reach the objectives defined in the **“European Statistical System’s Vision 2020”**.

• agricultural, forestry and environment statistics

All the activities in the area of agricultural statistics were performed in accordance with the provisions of the ESS. Some of the most important achievements are:

- the conducting of the Farm Structure Survey 2016 by attracting non-reimbursable external funds amounting to 2 million euro;
- the finalisation of some projects financed from non-reimbursable external funds (grants) for:
 - strengthening the current agricultural statistical system by improving the quality of statistical data, so as to meet the new assessment requirements of the Common Agricultural Policy;
 - strengthening forestry statistics and compiling the economic accounts for forestry;
 - the participation in the drawing up of the new regulation on integrated statistics at farm level, which will be the legal basis for the conducting of the General Agricultural Census 2020.

• short-term economic indicator statistics and structural business statistics

The ESS initiatives/actions were mainly reflected, at national level, in the following activities performed in 2016:

- the continuation of the activities regarding the implementation of the new approach to business statistics, namely the delineation/profiling of the enterprises that are part of multinational and national groups; the setting up of the working group on large cases units; the defining of the plan for data collection in structural statistics, according to the definition of the statistical unit-enterprise;
- the analysis of the methodologies and of the definitions of the variables in the area of short-term economic indicators, which

were proposed in the Framework Regulation Integrating Business Statistics (FRIBS), and of the implications of the proposed changes on the consistency and comparability of data series;

- the analysis and reconciliation of the data from annual statistics with the short-term data in order to ensure the coherence of the indicators on which the calculation of the quarterly and annual GDP is based;
- the implementation of the JDEMETRA+ seasonal adjustment software in short-term statistics and the beginning of the testing of the SDMX format for data transmission to Eurostat, namely short-term statistics and research and development statistics;
- the analysis and reconciliation of the data from tourism statistics in order to ensure the coherence of the indicators on which the calculation of the Tourism Satellite Account is based;
- the analysis of the data and information used in the compilation of the Tourism Satellite Account; preparations for adapting the tourism-specific questionnaires with a view to implementing the UNWTO suggestions for improving and expanding the scope of the information on the situations used in the compilation of the Tourism Satellite Account.

• statistics on the international trade in goods

The NIS continued to produce statistics on the international trade in goods on the basis of the Intrastat and Extrastat systems, in compliance with the legal deadlines and aiming at improving the quality of the data collected, processed and disseminated as well as at fostering and educating information provider awareness of statistics.

The joint efforts of expert statisticians and IT experts ensured the functioning and

continued on page 22

Mihai BUSUIOC
Secretary-General of the Government



The National Institute of Statistics is a valuable and stable partner of the Romanian Government, with a key role in the development and substantiation of public policies.

AN ESSENTIAL ROLE IN THE SUBSTANTIATION OF PUBLIC POLICIES

The National Institute of Statistics is a valuable and stable partner of the Romanian Government, with a key role in the development and substantiation of public policies. The role of the NIS was strengthened over time through complex and high-quality work, which is constantly reflected in the statistical data, analyses and reports provided.

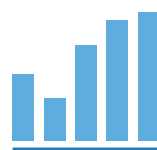
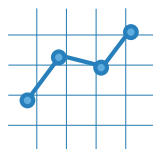
I became Secretary-General of the Government after I underwent all the steps in central government, which allowed me to understand each stage involved in the process of initiation, planning, implementation and assessment of public policies, government programmes and laws in general. In the light of this professional experience, I appreciate even more the role and importance of the data provided by the National Institute of Statistics in the making of public policy decisions, both in the social area and in the economic area, as well as in any another priority field for government action. I know that behind these data and analyses there are sustained efforts and the expertise of our NIS colleagues, whom I want to thank very much for their involvement and professionalism.

It is very difficult to ensure good governance, to promote efficient policies and programmes that meet people's expectations and needs when there are no coherent and rigorous analyses or without an accurate image of the current social and economic processes

and trends. In this respect, the National Institute of Statistics has a strategic position, as it meets, in a constant and exemplary manner, increasingly complex needs related to the planning and development of government policies, which must take into account not only the situation and the evolution at local or national level but also the broader, European and global context. The correlation of the NIS activity with that of Eurostat is therefore all the more relevant and worthy of appreciation.

On this occasion, namely the launching of the annual report for 2016, I wish to congratulate and thank the entire NIS team one more time. In my view, this institutional co-operation should continue and become stronger, with a constant focus on generating policies and programmes that are oriented towards the needs and expectations of citizens. I fully support this co-operation and I am convinced that the partnership with the NIS will be fundamental to the activities and projects of the Secretariat-General of the Government in 2017 as well.

Mihai BUSUIOC
Secretary-General of the Government



continued from page 19

management of the Intrastat statistical system, which is based on a census-type statistical survey that is monthly conducted in more than **20,000** economic units, from which data for over **550,000** monthly transactions are collected.

Moreover, the NIS representatives continued to participate in the actions launched by Eurostat in the framework of the European Statistical System's Vision 2020 for the revision and integration of the Intrastat and Extrastat legislation in the Framework Regulation Integrating Business Statistics (FRIBS) and for the conducting of the support assessments necessary to the decision on reforming the Intrastat system.

The aims of assessing and improving statistical data quality and of reducing the response burden on statistical information providers were still valid in 2016, when the Intrastat threshold for the flow of intra-Community arrivals was increased (from **500,000** lei in 2016 to **900,000** lei in 2017), which led to more than **5,500** economic operators being exempt from filling in the Intrastat declaration for 2017 (compared to 2016), with a degree of coverage of over **95%** for intra-Community arrivals being kept.

In addition, the grant project **“Revision of the detailed level of Intrastat data estimates for trade below thresholds and non-response”** was implemented, whose aim was to improve data quality by increasing the level of detail of estimates.

Co-operation with other public institutions

Interinstitutional co-operation worked very well in 2016, on the basis of conventions and protocols between the NIS and various other public institutions, among which the Ministry of Public Finance, the

National Bank of Romania, the Ministry of Agriculture and Rural Development, the Romanian Energy Regulatory Authority, the National Authority for Management and Regulation in Communications, the National Tourism Authority, the National Authority for Scientific Research, the Ministry of Economy etc.

Interinstitutional co-operation through an active participation of the NIS representatives in various working groups, committees and commissions also continued in 2016:

- the Interinstitutional Working Group on Sustainable Development Goals and **the Post-2015 Development Agenda**;
- the Co-ordination Committee for the Ex-Ante Assessment of the National Rural Development Programme 2014-2020/the Committee for the Co-ordination of the Assessment Plan on **the National Rural Development Programme 2014-2020**;
- the National Council for the Co-ordination of Policies to Reduce Harmful Alcohol Consumption in Romania;
- the Working Group for the Drawing Up of the **National Waste Management Plan and the National Waste Prevention Plan**;
- the Interinstitutional Working Group on Supporting the Drawing Up of the **Romanian Territorial Development Strategy**;
- the Co-ordination Council for **Intelligent Transport Systems**.

The activities performed and the results obtained following the expansion of the use of administrative data sources:

- the conducting of the statistical survey **“The area planted with vines for wine grapes”** for the first time, in accordance with Regulation No 1337/2011 of the European Parliament and of the Council, with the Vineyard Register as the only administrative source used, which is managed by the

National Office of Vine and Wine Products; the finalisation of the grant project **“Pilot studies in the framework of linking the Integrated Administration and Control System (IACS) and other administrative registers and statistics”**, through which the possibility of using the administrative data from the IACS in agricultural statistics was tested.

Difficulties encountered in day-to-day operations in 2016

- the high workload of the staff, due to the combination of regular tasks (set out in the PSNA) and tasks generated by the co-operation with the other EU Member States and Eurostat in order to reach the objectives of the ESS Vision 2020:

- projects on the modernisation of business statistics (FRIBS) and agricultural statistics (IFS);

- the modernisation of the Intrastat statistical system, the production of statistical data on the basis of the intra-EU export micro-data received from partner EU Member States;

- the analysis, identification and implementation of ways to reduce the response burden on the companies, while ensuring an adequate level of data quality and availability;

- the NIS possibilities of monitoring the sustainable development goals relating to the Agenda 2030 are relatively limited due to the insufficient human resources in this area;

- the (total or partial) refusal of enterprises, particularly of large enterprises, which are important to the Romanian economy, or of public institutions to complete the statistical questionnaires;

- the difficult identification of the units that perform research and development activities;

- difficulties related to the translation, interpretation and adaptation of the

terminology used in the Community innovation questionnaire;

- the extension of the final validation of the data due to the poor quality of the responses to some statistical survey, which requires that the companies be contacted again, with a view to filling in/correcting the data

DEMOGRAPHIC AND SOCIAL STATISTICS

• population and vital events

- the statistics on the vital events in Romania were produced and disseminated in a uniform manner, in accordance with internal requirements and European regulations (the persons whose permanent or usual residence is in Romania and the persons whose usual residence is in Romania, respectively), and their periodical updating was done according to the NIS data revision policy (provisional, semi-final and final data, revisions);


- the statistics on the resident population and international migration were produced and disseminated in compliance with internal requirements and European regulations, and the statistics on the population by permanent residence followed national requirements;

- in order to ensure consistency between the data on the number of deaths and the mortality statistics by cause of death that are transmitted to Eurostat, the NIS took over the task of preparing and sending Eurostat the files on causes of death from the National Centre for Statistics and Computer Science in Public Health; the data for 2014 were transmitted to Eurostat by the NIS;

- the first quality report on the topic of cause of death statistics was drawn up and sent to Eurostat;

- a research was conducted in 3 counties, namely Constanța, Brașov and Sibiu, on the possibilities of electronic collection of the

continued on page 25



In 1904 was published the first Statistical Year Book of Romania.

continued from page 23

recordings of births and deaths directly from the civil registry offices of city halls, which would eliminate the use of paper forms;

- the draft Law on the Population and Housing Census for the 2021 round was drawn up;

- the work on a feasibility study was finalised, on the basis of a grant project of the European Commission (Eurostat) regarding the testing of the definition proposed at European level and of the coverage for the “resident population” indicator.

• health statistics

- the data of the System of Health Accounts (SHA) for 2014 were produced and transmitted to Eurostat in accordance with the provisions of Regulation (EC) No 1338/2008 of the European Parliament and of the Council on Community statistics on public health and health and safety at work and Regulation (EU) 359/2015 implementing Regulation (EC) No 1338/2008 as regards statistics on healthcare expenditure and financing, even though the co-operation with the institutions that collect data on the financing of the healthcare system was extremely difficult;

- the efforts to improve the quality of the data collected for building the System of Health Accounts continued. In this respect, 2 bilateral meetings with representatives of the Ministry of Health and its subordinate bodies and 3 meetings of the Working Group set up with a view to implementing the SHA in Romania were held in 2016. In addition, the bilateral talks with each of the institutions that have data on healthcare financing continued, with a view to identifying new data sources or estimation methods, which should close the current data gaps in the System of Health Accounts in Romania;

- the first quality report on the topic of accidents at work statistics was drawn up and sent to Eurostat.

• culture and justice statistics

- the efforts to improve culture statistics continued through the conducting of the “Study on inventorying the data sources and indicators regarding culture satellite accounts”, in co-operation with the Ministry of Culture – the National Institute for Cultural Research and Training;

- with a view to ensuring the availability of a series of new statistical indicators, which are included in the National Strategy on the 2020 Digital Agenda for Romania, the statistical research performed in the field of culture was analysed and new indicators, which, from 2017 onwards, will be collected in the statistical questionnaires used for data collection, were added;

- in recent years, the need for statistical data on justice increased at European level, as Eurostat, the OECD, the EIGE, the UNECE, the UNICEF and the UNODC request more and more indicators. In this respect, efforts were made to expand the coverage of statistical indicators, to identify the correct and coherent crime reporting flows, to collect and check the statistical data while ensuring the coverage of each statistical phenomenon and transmitting the data sets to international organisations.

In 2016, data on the following topics were sent to international organisations: justice and crime statistics, gender statistics on crime, under-age crime, statistics on trafficking in human beings. The efforts to identify the administrative data sources needed for the various topics covered by justice statistics continued. These topics include, among others, human trafficking, the victims of violence, drug-related crime and combating drug use.

• labour force, employment and unemployment statistics

- the efforts to exploit the administrative

data sources in the production of labour force statistics were intensified with a view to improving the quality of results and increasing the overall response rate. Estimation methods were applied through the imputation of the units without data in the statistical surveys on salaries, earnings, labour costs and job vacancies and which reported data in the administrative sources;

- the quarterly transmission of data for the job vacancy indicators and the labour cost indices continued, in accordance with the Eurostat requirements, in the new standard format for Statistical Data and Metadata eXchange (SDMX);

- the micro-data files for the Structure of Earnings Survey were prepared and transmitted to Eurostat, a Community statistical survey conducted every 4 years, implemented on the basis of Regulation (EC) No 1738/2005 amending Regulation (EC) No 1916/2000 as regards the definition and transmission of information on the structure of earnings, as subsequently amended;

- annual quality reports on job vacancies and quarterly labour cost indices as well as 4-year quality reports on the structure of earnings were drawn up and disseminated, in accordance with the new European Statistical System Metadata Handler (ESS-MH);

- the conducting of the Household Labour Force Survey, the quarterly transmission of the micro-data files to Eurostat and the national-level dissemination of the quarterly and annual statistics on employment and unemployment continued;

- the activities relating to the improvement of the Household Labour Force Survey (AMIGO) were finalised, with a focus on the testing of the new variables proposed by Eurostat in line with the recommendations of the International Labour Office; these activities were performed in the framework of a specific grant project;

- the data for the survey “**Young People**

on the Labour Market” (the additional module of the Labour Force Survey in 2016) were collected and the design of the survey “Self-Employment” (an ad-hoc module of the Labour Force Survey in 2017) started;

- the production and dissemination of monthly statistics on unemployment according to the ILO international definition continued

• education statistics

- the annual filling in of data on enrolled pupils/students, graduates and of financial data in the joint UNESCO - OECD -EUROSTAT (UOE) questionnaires, in accordance with the ISCED 2011 classification, continued;

- the analysis of the aggregated data from the available administrative sources for the 2015-2016 school year, in comparison with statistical data, started for the purpose of reshaping workflows, with a view to producing education statistics on the basis of administrative data sources;

- the collection and processing of data for the Vocational Training Survey in Enterprises started, a Community survey conducted every 4 years, implemented based on Regulation (EC) No 198/2006 implementing Regulation (EC) No 1552/2005 of the European Parliament and the Council on statistics relating to vocational training in enterprises, as subsequently amended;

- the design of and data collection for the **Adult Education Survey** took place, a Community statistical survey conducted every 4 years, on the basis of Commission Regulation (EU) No 1775/2014 of 30 October 2014 implementing Regulation (EC) No 452/2008 of the European Parliament and of the Council.

• statistics on the standard of living of the population

- the conducting of the Family Budget Survey (ABF) continued – a sample survey, the main data source on consumption and expenditure. The survey was conducted by monthly collecting data from **3168** households, reaching an annual sample size of **38,016** households. In 2016, the ABF 2015 micro-data files were converted to the required standard format and were transmitted to Eurostat in accordance with the plan undertaken in December;

- as is the case each year, the Quality of Life Survey was conducted, a European statistical survey implemented on the basis of Regulation (EC) No 1177/2003 of the European Parliament and of the Council concerning Community statistics on income and living conditions (EU-SILC). Secondary modules on different topics, which are governed by specific European regulations, are included in the survey every year. In 2016, the secondary module on access to services was implemented, in accordance with Regulation No 245/2015 implementing Regulation (EC) No 1177/2003 of the European Parliament and of the Council concerning Community statistics on income and living conditions (EU-SILC) as regards the 2016 list of target secondary variables on access to services. Two quality reports were drawn up and transmitted to Eurostat: the final report for the longitudinal component 2011-2014 and the final report for the year 2015;

- activities meant to improve the quality of the EU-SILC data at region level were performed, activities which were included in the grant project “**Action Plan for EU-SILC Improvements**”; they mainly consisted in: “matching” the EU-SILC micro-data with those of the ABF, applying the small area estimation method using the Population and Housing Census, and testing the matching

method with micro-data from administrative sources;

- the establishment of the national set of inclusion indicators continued, in compliance with Government Decision No 488/2005 on the approval of the national system of social inclusion indicators. Every year, in accordance with the Open Method of Coordination (OMC), on the basis of the results of the Quality of Life Survey, a set of social inclusion indicators is calculated and transmitted to Eurostat;

- in 2016, the activities under the independent grant project “**Access to Information and Communication Technology – ICT in Households**” were performed. The survey was implemented based on Regulation (EC) No 808/2004 of the European Parliament and of the Council concerning Community statistics on information society. The questionnaires of the survey are yearly updated with new indicators recommended by Eurostat as very topical to the area of information society. In 2016, sets of new indicators on the protection and confidentiality of personal identity were introduced.

Two reports were drawn up: the report on the metadata and the final report on data quality. These, together with the micro-data files, were transmitted to Eurostat within the deadlines set out in the grant agreement.

Ion M. IONIȚĂ
Editor-in-Chief of HISTORIA



We must be grateful to Alexandru Ioan Cuza and to the past, current and future generations of statisticians that, through their work, include us all in the true history of the nation.

STATISTICS, PART OF "TRUE" HISTORY

Political regimes have a tendency to embellish reality and to add a negative load to past times according to the never-abandoned "heavy legacy" principle. This practice is so often used that it doesn't surprise anybody anymore. Amidst the events of today's society, who takes time to learn the truth?

And, with the passage of time, things become even more confusing. Who deserves credit for his/her merits and what are those merits? Whose leadership was better? When was the greatest progress made? When were there periods of stagnation or setback?

The answers will differ. Many opinions will be influenced by momentary interests and not by the objective realities of the various periods of the country's history.

Many are asking themselves what is true history and rightfully so. Or, even more directly, does true history exist or are there only interpretations, some of which do not have any connection to what really happened?

The answer is complicated. But there are reasons to be optimistic. Yes, we can get close to "true history". How? By resorting to statistics. Because history is much more than a succession of events and leaders of a nation. It is essential to see what the nation did, what the standard of living was in various time periods and whether the country went in a positive direction or not.

The best way to see that is through statistical figures. And the beginnings of any modern nation are linked to the birth of official statistics. Romania is no exception to the rule. Through the 1859 act, Alexandru Ioan Cuza set up official statistics, only six months after the Union. Chance had nothing to do with that.

Times have changed, regimes have come and gone. Statistics remained, with its implacable figures. Through this national work we can see what we did as a modern state. And we can objectively compare ourselves to the others. Maybe, if we analyse the data, we can get rid of the inferiority and superiority complexes. And we can also see when the greatest steps forward were taken in Romania and in what context. And, what is even more difficult to achieve, we can accurately analyse the present, beyond the noise of everyday events.

In a world of post-truth, the truth continues to exist. It is the truth of statistics. We must be grateful to Alexandru Ioan Cuza and to the past, current and future generations of statisticians that, through their work, include us all in the true history of the nation.

Ion M. IONIȚĂ
Editor-in-Chief HISTORIA

continued from page 27

• statistica protecției sociale

- the statistical survey on the average number of pensioners and the monthly average pension was conducted on the basis of administrative source data. The information on the average number of pensioners and the monthly average pension by retirement scheme and pension category was ensured through data collection, processing and validation, the analysis of results and the drawing up of the annual paper, with statistics that are necessary for national social security policy making being produced;

- the assessment of labour resources and of the extent to which they are used in various economic and social branches and sectors of activity was made through the summary paper on the **Labour Force Balance** on January 1, 2016, a paper based on data from statistical and administrative sources. The balance provides statistical indicators on civil employment and registered unemployment, which are comparable over time, at national and territorial level (macro-regions, development regions and counties);

- in order to ensure the statistical information on the annual social protection income and expenditure in the national system, in accordance with the EU rules and recommendations laid down in the ESSPROS methodology, the data on the social protection income and expenditure were produced, and the statistical questionnaire on the social protection income and expenditure was completed and transmitted to Eurostat. In compliance with the ESSPROS methodology, the data on the net benefits and the number of pension recipients were produced, and the related statistical questionnaires were completed and transmitted to Eurostat.

• the sampling frame in households and social indicators

- the recalculation of the cross-sectional and longitudinal grossing-up factors for the EU-SILC for the years from 2007 to 2014, due to the recalculation of the annual population series for the inter-census period previous to the 2011 PHC, was finalised and the micro-data were transmitted to Eurostat. The poverty and social inclusion indicators were also recalculated, in accordance with the OMC, with a view to updating the Eurostat database;

- the samples were drawn and the grossing-up factors were calculated for the household surveys conducted in 2016, by designing and implementing the procedures for the calculation of the basic weights, applying the total non-response adjustment procedures, designing and implementing the procedures for sample adjustment and the calculation of the final weights;

- the Eurostat codes for the quarterly AMIGO-2016 survey were created;

- the “degree of urbanisation” variable for the quarterly AMIGO-2016 survey, ACAV 2015 and TIC 2016 was created;

- the indicators for drawing up the quality reports were calculated:

- sampling errors (the standard deviation, the variance, the coefficient of variation), the non-response rate overall and by cause, errors due to the sampling frame – for assessing the quality of the data of the **Household Labour Force Survey** (AMIGO-2015 and quarterly AMIGO-2016);

- sampling errors (the coefficient of variation, the standard error and the confidence interval) according to the new Eurostat template for the 2010-2016 period, the AMIGO survey, for each quarter and year;

- sampling variables for the AMIGO survey, for all the quarters of 2016; they were

recalculated according to the new requirements for the 2015-2016 period;

- sampling errors (the standard deviation, the variance, the coefficient of variation), the non-response rate overall and by cause, for assessing the quality of the data of the Survey on ICT Usage in Households – TIC 2016;

- sampling errors (the standard deviation), the non-response rate and errors due to the sampling frame, for assessing the quality of the data of the ACAV 2015 and longitudinal ACAV 2011-2014 statistical surveys.

Co-operation with other public institutions

- the **Public Safety Survey**, a household sample survey conducted by the NIS for the first time in 2015 at the request of the Inspectorate-General of the Romanian Police (IGPR), in co-operation with the Crime Research and Prevention Institute, continued in 2016;

- the study on inventorying the data sources and indicators regarding **culture satellite accounts** was conducted in co-operation with the Ministry of Culture – the National Institute for Cultural Research and Training;

- statistical data on justice were obtained through co-operation with representatives of the various ministries and institutions with responsibilities in the area, such as: the Public Ministry, the Ministry of Justice, the Superior Council of Magistracy, the IGPR, the National Agency against Trafficking in Persons, the National Anti-Drug Agency, the National Gender Equality Agency etc.;

- statistical data on morbidity and accidents at work as well as health expenditure data requested by European regulations were obtained through co-operation and by co-ordinating efforts for the production of national data sets with the Ministry of Health, the National Health Insurance House, the Ministry of

Public Finance, the Ministry of Justice, the National Authority of Penitentiaries, the Ministry of Transport, the National Institute of Public Health, the National School of Public Health, Management and Training in Healthcare, the Financial Supervisory Authority and other medical institutes with responsibilities in the area;

- the main indicators of social protection statistics are related to the number of pensioners, the number of registered unemployed and the social protection income and expenditure. The information was taken from administrative sources, namely from the registers of the institutions with responsibilities in the area: the National House of Public Pensions (CNPP), the Lawyers Insurance House, the State Secretariat for Religious Affairs, the Ministry of National Defence, the Ministry of Internal Affairs, the Romanian Intelligence Service – for the number of pensioners and the monthly pension, the Ministry of Labour, Family, Social Protection and the Elderly – for social protection statistics in accordance with the ESSPROS methodology, the National Employment Agency – for the number of registered unemployed and the unemployment rate;

- a co-operation agreement with the Ministry of National Education and Scientific Research was concluded with a view to reshaping the workflows for the production of education statistics, with a focus on the use of administrative data sources;

- co-operation agreements with the following institutions were concluded with a view to the transfer of data at individual level which are necessary for the calculation of population indicators: the National Authority for Disabled Persons, the National Authority for the Protection of Children's Rights and Adoption. To the same end, steps were taken to update the co-operation agreements with other relevant ministries.

continued on page 34

Emil CONSTANTINESCU

President of Romania 1996–2000



The image of any state institution is linked to public trust.

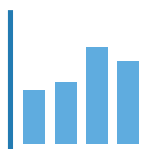
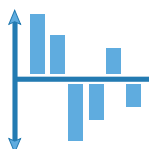
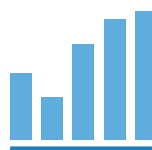
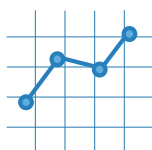
"STATISTICS NEVER LIE, ONLY THEIR INTERPRETATION DOES"

In 2016 I had the opportunity to meet current and former specialists of the National Institute of Statistics for the first time. It was a fruitful meeting. I remembered that, nearly forty years before, I had dedicated a chapter of my doctoral thesis to the statistical interpretation of geochemical data for building the petrogenetic model of a metal ore deposit.

Taking the well-known saying "statistics never lie, only their interpretation does" as a starting point, I believe that data accuracy and a balance between the confirmatory approach and the exploratory approach in their interpretation can convince as many researchers as possible of the fact that, even though "statistics cannot replace judgment", they can contribute to its quality and depth.

The image of any state institution is linked to public trust and that is why I appreciate the efforts of the NIS President to make the work of the institution more transparent through better communication and dissemination of data, for the benefit of all Romanian citizens and of the foreign citizens who are interested in the Romanian reality.

Emil CONSTANTINESCU
President of Romania 1996-2000

continuare din pagina 31

The activities and the results achieved in expanding the use of administrative data sources

- a grant application was made and funding was obtained to investigate the possibilities of using the administrative sources as primary data sources for the future PHC in 2021. The results will be a solid proof for the decision on the best methods for data collection for the future PHC;

- in order to prepare the necessary infrastructure for the design and development of the PHC in 2021, meetings were held with representatives of the National Agency for Cadastre and Real Estate Advertising and of the Romanian Post Office to identify ways for collaboration;

- in order to analyze the possibility of improving official statistics on occupational accidents and diseases and the provision of quality data sets to be transmitted to Eurostat in accordance with the European Health Statistics Regulations, meetings were held with representatives of the Labor Inspection and of the National Institute of Public Health;

- in order to improve judicial statistics, discussions were held with representatives of the National Anti-Drug Agency (ANA) to clarify aspects of the statistics produced by the Agency and the data sources it uses, and it was decided that statistics on drug offenses and statistics on drug abuse control to be provided by ANA from all the sources available at national level;

- in order to improve statistics on domestic violence and to create a national database on victims of domestic violence, the NIS was part of the working group organized by the National Agency for Equal Opportunities for Women and Men;

- as regards the issue of the children whose parents work abroad, it was debated in the

interinstitutional Working Group organized by the Presidential Administration. The Working Group intended to identify the administrative, statistic and legislative issues and to find the adequate solutions, based on data and evidence, in order to meet the needs of this population group;

- an algorithm was designed for building the population indicators, based on individual data taken from administrative sources. Indicators will be calculated when the data transfer from all the key institutions to the NIS will be possible.

Difficulties encountered

- limited human resources: insufficient IT specialists for data validation and for special processing of the PHC 2011 database, insufficient persons with financial and accounting studies to contribute to the Health Account System and insufficient specialized staff in the field of demographic projections;

- difficult collaboration with the National Center for Statistics and Informatics in Public Health on the reporting of data regarding the activity of sanitary units.

THE NATIONAL STATISTICAL BUSINESS REGISTER

• FRIBS

- the profiling activities continued in order to implement the definition of the "enterprise" statistical unit in accordance with Regulation (EC) No. 696/1993, through involvement in a European project on the subject;

- technical assistance was provided to territorial statistical offices in implementing the new concepts of business statistics.

• *production of business statistics specific data*

- a unitary system was established for the identification of the economic operators, according to the main activity, thus the classification errors, that may lead to inclusion in inappropriate statistical surveys were reduced.

• *classification of related products and services (CPSA)*

- provide assistance in the interpretation and use of economic classifications of general interest administered by the NIS - over 400 requests solved (twice the previous year) regarding the identification of activities within the classification entities of CANE Rev.2.;

- start the elaboration process of explanatory notes related to elementary subclasses of CPSA 2015

• *quality*

- the issue for the first time of the publication „**User Data Satisfaction Degree**”, based on the results of the GSU-2015 statistical survey;

- develop, adopt and publish the Error Handling Policy, in Romanian and English, on the NIS website.

• *participation and coordination GRANTs in business statistics*

„**Implementation of interoperable statistical registers**” containing three sub-projects, namely:

- Sub-project 2 - Perform the initial profiling for multinational groups that have the decision center in Romania and for multinational groups that have the decision center

in EU (period of reference 2015);

- Sub-project 3 - Perform the follow-up profiling for the multinational groups with the decision-making center in Romania and for the multinational groups with the decision-making center in the EU;

- Sub-project 4 - Measuring the quality of incoming / outgoing data in / from the EGR.

ADMINISTRATION AND PROCESSING OF ADMINISTRATIVE SOURCES

In the context of the implementation and development of the eDEMOS system for the online data collection from the local public administrations, the following activities have been performed:

- continue updating metadata for indicators collected from local public administrations;
- enrich the content by adding new indicators in the areas of migratory movement and vital statistics;

- collaborate with County Statistical Divisions and LPAs to reduce the degree of non-response and increase the quality of information stored in the system. Thus, the rate of non-response has decreased from about 20% (in 2015) to 3% (in 2016), the quality of information becoming significantly better than in the previous years;

- verify the correct functioning of the system, manage the problems detected and solve them in order to avoid any inconsistencies or errors;

- elaborate materials, activity programs and measures to ensure the sustainability of the system.

The online TEMPO database has been upgraded and enriched in content with updated / recalculated / revised data series, as follows:

continued to page 38

Andreea CAMBIR

Director, The Directorate of Social Statistics – NIS



Personal data protection is a fundamental right consecrated in the Treaty of Lisbon.

CONFIDENTIALITY OF STATISTICAL DATA

Personal data protection is a fundamental right consecrated in the Treaty of Lisbon. The Charter of Fundamental Rights of the European Union provides inter alia that everyone has the right to the protection of personal data and that such data must be treated correctly and for the specified purposes.

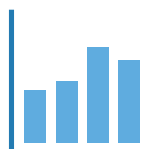
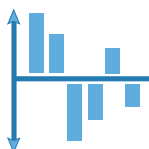
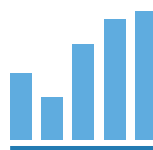
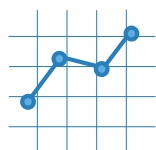
One of the golden laws and the main objective of the National Institute of Statistics is to ensure the observance of the principle of confidentiality of statistical data throughout the flow, from their collection, processing, analysis and storage, to their dissemination and archiving.

The compliance with Principle 5, „Confidentiality in statistics” in the „European Statistics Code of Practice”, is a priority in the statistical activity that materializes in concrete measures such as the implementation of the instructions on the protection of statistical con-

fidentiality during the production and dissemination processes, which are brought to the attention of the public; the development of physical and technological provisions for the protection, security and integrity of statistical databases; sign some strict contracts/protocols with the external users who request and, according to the provisions of Law no. 226/2009 on the organization and functioning of official statistics in Romania, are provided with anonymized statistical microdata files for their use exclusively for scientific research purposes.

The statistical data resulting from the processing of confidential individual data are published and / or disseminated only if the direct or indirect identification of natural or legal persons is not possible.

Andreea CAMBIR
director, The Directorate of Social Statistics -
NIS



continued from page 35

- extend the data series for the population by residence, age, at macro-region, development region and county level;
- recalculate data series and rates in the field of National Accounts according to Eurostat methodology;
- continue the updating of the matrix structure in Education and the breakdown of information stored according to ISCED 2011;
- continue the reloading and validation of quarterly and annual data of 2004-2013 from the Labor Force Survey (AMIGO), in terms of comparability with PHC 2011 data.

IT programs have been developed for the transposing in SDMX format and for render confidential the data on the international trade of goods of Romania, by enterprise characteristics (TEC), for 2014, the resulting files being transmitted to Eurostat in accordance with the regulations in force. In the same field, the statistical data files on the international trade with goods of Romania, by enterprise characteristics, have been made available to the general public in the online TEMPO database and around 700 requests for data from the specific databases have been solved.

In 2016, the use of administrative sources still represented an area with a priority approach. From the database related to the D112 declaration, a unique source with consistent data, taken from administrative sources, was created in order to be used to produce statistics on earnings and the number of employees.

At the same time, using information taken from D112, D300 and REGIS, the monthly / quarterly update of the single tables, used to determine the monthly trend of the number of employees and the amplitude of data revisions in the field of business statistics has been made.

Statistical data have been collected online by utilizing the TEMPO-eSOP questionnaire, used to collect health and labour force indicators at locality level for 2015.

INFORMATION AND COMMUNICATION TECHNOLOGY

• design and maintenance of IT applications

The design and maintenance of IT applications resulted in the following:

- maintenance and administration of the web portal for the on-line retrieving of statistical data, generically called e-SOP (e-Survey Online Portal);
- maintenance and administration of the eDEMOS project in the NIS infrastructure;
- „Improve the capacity of the public administration to measure the administrative performances – databases, methodologies, tools for the modernization and standardization of the statistical reporting techniques and of the characterization of the public administration performances”, maintenance and administration in the NIS infrastructure;
- design, develop and maintain the computerized applications for data collection and validation, at central and territorial level, for statistical surveys that are not implemented in the e-SOP portal;
- implement the IT applications for obtaining the control and presentation tables on which the NIS statistical publications are based;
- perform the IT procedures for obtaining files in the specific format for uploading the central database - TEMPO;
- maintenance of the Intrastat IT system, on intra-Community trade;
- maintenance of the SIMSTAT IT system - Preparation for the exchange of micro-data on intra-Community trade with goods between the EU Member States;

- upload and manage the Oracle database with administrative sources monthly, quarterly or annually, design and apply the procedures for encrypting the CNP and the name and surname of the person;

- managing Oracle database servers and Oracle application servers installed in the NIS;

- providing technical assistance to internal and external users of e-SOP and eDEMOS systems;

- take part in the preparation and organization of local and parliamentary elections, a significant part of the IT specialists being part of the Technical Secretariat of the Central Electoral Bureau.

It is not possible to have a statistical activity, a production of statistical data and information, within a statistical institute, without the support of the information technology and without a high-performance IT architecture.

• administration of the information system

The administration of the statistical information system materialized as follows:

- the activities of printing large volumes and of transmitting/receiving of statistical data files and applications to/from DJS and DRS continued;

- the operation and management of existing physical and virtual servers at headquarters was ensured. At present, there are 10 virtualization servers connected to a high-capacity storage equipment with approx. 100 virtual servers in production;

- the operation technical conditions for web applications with massive traffic, such as: <http://www.intrastat.ro>, the main site of NIS <http://www.insse.ro>, as well as the portal sites <http://esop.insse.ro/esop-web/> and <http://edemos.insse.ro/portal> were provided. In general, their availability was estimated at

98%, problems being remedied in the shortest time possible;

- the IT technical assistance for the incidents reported by the DTS and within the NIS headquarters was provided in order to ensure that their activities were carried out in the best possible conditions;

- the statistical data were sent to Eurostat via the eDAMIS (eWA-application + eWP-portal) system within the deadlines. Technical assistance was also provided for statistical data transmission to Eurostat via the web forms (eWF) portal. Thus, of all the EU Member States, Romania registered, in 2016, one of the highest percentages - 96% of coverage of the single point of collecting statistical data at Eurostat;

- the technical conditions, necessary for the optimal operation of the Extranet, LAN and WAN networks of NIS and of all NIS equipment (servers, workstations, peripheral equipment, infrastructure and Network components), were provided;

- Microsoft Exchange e-mail system and Internet connections for the entire statistical system were provided. During the year, there were no major problems other than those caused by voltage fluctuations in the power supply and the malfunction of some network equipment. All the problems were dealt with, as soon as possible, so as to avoid malfunctions in the activity of the institution;

- technical support was provided for the operation within NIS and DTS of the equipment for application acceleration and data traffic optimization in the WAN network of NIS, thus the traffic being reduced by about 50%.

• editing of publications

The publishing activity of statistical publications resulted in the production of 17,384 copies of statistical publications, equivalent to about 1830 A4 paper

packages, completed with 16,102 publications on CD, as well as the printing of over 4,000 leaflets and brochures.

At the same time, the entire edition of the instrumental material, needed to collect statistical data at national level - demographic bulletins, statistical surveys, structural surveys, questionnaires, etc, was printed.

The most important synthesis works published in 2016 were: The Statistical Yearbook of Romania, annual publication and time series; The International Trade Yearbook of Romania; Romania in figures – statistical abstract; Tourism of Romania – statistical abstract; Monthly Price Statistical Bulletin; Monthly Statistical Bulletin of International Trade; Catalog of statistical services and publications; Romania in the EU.

• difficulties encountered

- the lack of financial resources made it impossible to implement in the NIS the structured cabling network for data/voice transmission, reconfigurable both hard and soft. The non-allocation of funds to do the replacement of the NIS network (wiring + passive / active equipment), as soon as possible, increases the risk of major malfunctions within the statistical information system of NIS;

- because no major investments in IT infrastructure have been made in the last period, the IT system of NIS has a number of acute problems which can seriously influence the activity of the institution in the future:

- virtualization capability is loaded to the maximum capacity, therefore no new virtual servers can be created, nor can the capacity of the existing ones be increased;

- the storage capacity on centralized storage systems is also fully loaded. Moreover,

since some of these systems have been in operation since 2008, in 2016 there were several failures of the disks that required replacement, and it is more and more difficult to find spare parts on the market;

- there is a dedicated back-up system only for the servers within the e-Sop portal in the NIS, otherwise the back-up is done manually by IT specialists, on request, on magnetic strips or by copying on the storage system;

- there is no disaster recovery or business continuity solution within the institution;

- there is no suitable firewall solution for the server room. To extinguish such complex equipment, no extinguishers are needed but an inert gas fire extinguishing system;

- unscheduled power stops and voltage fluctuations have led to the failure of some PC, UPS and server hard disks, generating malfunctions across the entire IT system (domain servers, email servers, NIS site, network, routers, etc.).

ACTIVITY OF REGIONAL DIRECTORATES OF STATISTICS (DTS)

8 Regional Directorates of Statistics are subordinated to the institute and are organized at county level, centers of development regions and 34 County Directorates of Statistics at the level of the other counties.

The regional and county directorates of statistics, public institutions financed from the state budget and subordinated to the NIS, organize and maintain the statistical information system in territorial aspect, collaborate with the local public administration institutions and with the deconcentrated departments of the central public administration.

In 2016, too, the activity of the regional

directorates of statistics consisted of the following:

- collect data for all statistical surveys;
- perform analyses and syntheses on the monthly evolutions of the main economic and social indicators;
- create and update data series;
- provide with the most complete and quality statistical information and data all the categories of users in territorial profile, particularly the local authorities, identify the statistical units (economic operators, units in the social area, households of the population), necessary to ensure representativeness at the level of territorial structures, attract economic and social units into the statistical system by promoting solutions to increase the answers to statistical questionnaires;
- train, in organized form and through direct contact, the designated actors to complete the statistical questionnaires necessary for the new type of statistical data transmission using the online reporting system (e-Sop);
- effective co-operation with the local branches of the other central administration bodies for filling in the statistical information and the economic and social information with specific aspects;
- elaboration of statistical reports for informing the local authorities, statistical publications at territorial level as well as electronic dissemination systems for users of statistical data.

INTERNAL AUDIT ACTIVITY

The internal audit plan approved in 2016 was fully implemented. Through a methodical planning of human resources and through the optimal use of the auditors' knowledge, skills and expertise, 11 insurance missions were performed and 23 structures within the own apparatus of the

NIS and 20 public institutions, subordinated to the NIS, received counseling and guidance.

The recommendations of the internal auditors, during the audit missions carried out in 2016, had a major impact on the improvement of important activities, processes and systems within the NIS and the subordinated institutions, aimed mainly to improve the managerial internal control systems, the risk management and the governance.

DISSEMINATION OF STATISTICAL INFORMATION

The dissemination of statistical data shall be carried out in accordance with the European and national legislation in force and with the provisions of the Code of Practice of European statistics, complying with the principles of transparency, simultaneity and confidentiality of statistical data.

The entire activity of disseminating the statistical information has been carried out with maximum effectiveness and efficiency, all categories of users having access to statistical information at the same time. During 2016, a number of 1,884 requirements were solved free of charge.

The largest share of free requests was from individuals (23%), followed by the public administration (18%) and the economic operators (16%), while the surcharge requests mostly came from the economic

operators (16%). The average number of visitors to the Anton Golopenția consultation room was 167 persons / month.

The structure of data requests solved free of charge is as follows

Top by customer typology		
	Category of users	(%)
1	Romanian and foreign natural persons	27.6
2	Public Administration	17.7
3	Economic operators, consulting companies	16.6
4	Other institutions	9.0
5	Corts, tribunals, lawyers, experts	7.6
6	Students, masters, PhD students	8.1
7	Universities , Research institutes, Academia	2.7
8	Unions, Employers, Associations, NGOs	5.5
9	Foreign institutions, foreign companies, Embassies	4.5
10	Press	0.7

Top by requested domains		
	Domain of activity	(%)
1.	Prices	21.8
2.	Labour force, health, education, culture	13.5
3.	Population, migration	13.4
4.	Foreign trade, industry, tourism, energy, transport	11.6
5.	Business statistics	6.3
6.	Multiple domains	4.9
7.	Standard of living	3.3
8.	Agriculture, forestry, environment	2.6
9.	National accounts	2.5
10.	Other domains: CAEN, SIRUES, other	20.1

In 2016, the value of the surcharged requests and the sale of publications amounted to 339,029 lei, of which 152,742 lei were paid during the period April 1 - December 31, 2016.

Out of a number of 879 surcharged requests, the users paid only about 80%. The most requested domain was the international trade. The best sold statistical publications were the Monthly Statistical Bulletin - 364 copies, the Monthly Statistical Bulletin of Prices - 276 copies and the Romanian Statistical Yearbook with a number of 208 copies.

NIS WEBSITE

The online services made available to users via the NIS website, the online databases included, have been appreciated by over 551 thousand users who have accessed

a number of 7,400 thousand web pages in 2016; around 5,000 of them were time series matrices from the Tempo online database.

On average, the Tempo-online database recorded 34,800 sessions / month or 1,160 / day, and the share of new online users was around 45%.

Since March 2016, users benefit from a modern application for reading and downloading statistical publications from the web, with search and retrieval capabilities on statistical issues as recommended by the Peer Review.

The total number of visits to the NIS site in 2016 is as follows:

NIS website visits		
Traffic indicators	Number	(%) compared to the previous year
sessions	1 176 223	2.7
users	551 359	7
pages viewed	7 394 555	10
new users	529 886	45
average number of users/day	1 531	7
average number of web pages viewed	20 540	10

The number of matrices accessed (viewed and / or downloaded) was **1,052,349**, **38.2%** more compared to 2015. The top of these matrices is shown in the table below:

Top matrix view & download			
	Statistic domain		Access %
1	Population	317298	24.8
2	Tourism	189886	14.9
3	Labour force market	166090	13.0
4	Agriculture	105411	8.3
5	Education	81853	6.4
6	Domestic trade	52666	4.1
7	Health	39362	3.1
8	Public utilities	32519	2.5
9	Industry	31536	2.5
10	Enterprises	30689	2.4
11	Dwellings	27743	2.2
12	Culture	25102	2.0
13	National accounts	23526	1.8
14	Transport	18734	1.5
15	Other domains	134621	10.5

The top foreign users, who accessed information from the Tempo-online database, were mainly from India, USA, Germany, the United Kingdom and the Republic of Moldova.

Daniela ȘTEFĂNESCU

Director, European Affairs and International Cooperation Directorate



Over the time, the NIS and Eurostat have developed, and especially after the accession of Romania to the EU, an intense and fruitful collaboration.

ACTIVE PARTNERS IN THE EUROPEAN STATISTICAL SYSTEM

The cooperation between the National Institute of Statistics and Eurostat is being developed on multiple levels, both at the level of the management of the two institutions, within the European Statistical System Committee, at the annual meetings of the Heads of National Institutes of Statistics (DGINS), as well as in the context of the activities performed under the aegis of Eurostat for the development of the “Vision” on reforming the production model of the European statistics and on other specific activities of Eurostat.

Therefore, I am very pleased to point out the presence of the NIS in various important forums such as:

- *The European Statistical System Committee, whose primary task is to support the European Statistical System (ESS) on the basis of its professional expertise in the development, elaboration and dissemination of European Statistics;*

- *The High-Level Group on Quality in official statistics whose intention is to review and identify the needs for the modernization of the common quality framework of the ESS and improve the communication of the different quality profiles of statistics regarding different user groups and the ways to better interact with decision makers;*

- *The High-Level Group for the Modernisation of Official Statistics, under the aegis of the UN Economic Commission for Europe, with the mission to ensure the enhancement of the exchange of information, the development of tools and methods that support the modernization of the national institutes of statistics in order to improve the efficiency of the statistical production process, as well as the increase of the capacity to produce outputs that better meet the users’ needs;*

- *The Vision Implementation Group that regularly monitors the implementation*

of the ESS Vision 2020 at strategic level;

- *The European Statistical Governance Advisory Board whose objective is to monitor, in an independent manner, the implementation of the Code of Practice for European Statistics within the ESS;*

- *The European Statistical Advisory Committee whose mandate is to provide assistance to the European Parliament, to the European Council and Commission, ensuring that the users’ requests and the costs incurred by the providers and producers of information are taken into consideration when co-ordinating the strategic priorities and objectives of the EU policy in statistics;*

- *The European Master in Official Statistics (EMOS). EMOS is a network of master programs offering post-graduate studies in the field of official statistics at European level. The EMOS Committee assists the ESS Committee on the development of the master program, particularly granting the “EMOS” label to the master programs that comply with the EMOS requirements.*

In addition, NIS experts in the fields of macroeconomic statistics, business statistics, demographic and social statistics regularly participate in the working groups organized within the Council or Eurostat, at seminars, workshops, conferences and other events on European and national statistics. We take part in approximately 180 such events annually.

Over the time, the NIS and Eurostat have developed, especially after the accession of Romania to the EU, an intense and fruitful collaboration, Romania fully harmonizing with the working structures of Eurostat and with the bodies that debate the main issues regarding the legal framework, the methodology and the technical aspects of the European statistics.

Daniela ȘTEFĂNESCU
director, European Affairs and International Cooperation Directorate

continued from page 44

Throughout 2016, in addition to all web page updates / edits, in Romanian and English, 167 e-publications were written on CD-Rom and 321 press releases were published, according to the embargo.

GIS, Macroeconomic Analyses and Syntheses

More than 250 thematic cartograms have been designed for the NIS and DTS publications within the GIS department.

The macroeconomic analyses and syntheses department has edited seven synthesis publications in accordance with the PSNA deadlines, two of which being of major importance in the editorial system of the NIS, namely the Monthly Statistical Bulletin and the Statistical Yearbook of Romania.

The difficulties encountered have been, and still are, the shortage of staff for GIS, Internet and dissemination, IT infrastructure and, last but not least, delays and repeated deferrals in the provision of data for some punctual data requirements.

INTERNAL AND EXTERNAL COMMUNICATION

Starting April, the activity of the **Romanian Statistical Review** (RRS) and the **Supplement of the Romanian Statistical Review** (RRSS) was taken over and starting with the first issue of 2016, RRS is indexed online in the **Web of Science Core Collection - Emerging Sources Citation Index (ESCI)**, a **Thomson Reuters database**.

Within the Public Relations Department, a number of 920 requests for statistical data from journalists were solved during the year 2016, 2.2% more compared to the previous year. In addition to the regular monthly newsletters, from 1 December 2016 to the centennial day of the Great Union, the Directorate of Communication produced periodically a special newsletter dedicated to a great Romanian

statistician who, through his contribution to the statistical theory and practice, made an important contribution to the development of Romanian official statistics. On July 8, 2016, on the anniversary of 157 years of official statistics, a public debate entitled „**Official Statistics, Support to Policy Making**” was organized in the Amfiteatru Hall of the NIS, with the participation of important public figures of the economic and social life in Romania. On December 21, the event „**Statistics - factor for the modernization of the society**” was organized; event attended by the former President of Romania, His Excellency Mr. Emil Constantinescu, in a debate with the famous publicist Ion M. Ioniță and the President of the NIS, Mr. Tudorel Andrei.

Activities of collaboration with other public institutions

Throughout the year, thematic meetings continued to be held, on various economic and social issues, with scientific research institutes and faculties. At the same time, meetings were initiated and the collaboration continued between the NIS and faculties within the **Academy of Economic Studies**, the **University of Bucharest**, as well as with the **Institute of National Economy**, by organizing debates on various economic and social topics.

Sixteen leaflets and statistical brochures have been elaborated for the promotion of the statistical publications of the National Institute of Statistics. In addition, joint presentations on the statistical activity have been organized with the contribution of the **Directorate of Dissemination of Statistical Data**, and of the **Directorate of Statistical Publications** within the programme “**A Different Approach on School**”, as well as within the event “Open Door Day at NIS”.

In 2016, no less than 13 public events were held, gathering 456 participants not belonging to the institute.

Four of those were international events, organized with the cooperation of the **Directorate of Demographic Studies, Projections and Population Census** and with the **Directorate of European Affairs and International Cooperation**. All territorial statistical offices were consulted by e-mail in order to monitor and improve internal communication, and since June, an internal report has been prepared exclusively for activities and problems encountered by the statistical territorial directorates, called **NIS - Insight**. Because of the above-mentioned events, as well as due to the spectacular increase in the number of messages of

appreciation and distributions on social networks, NIS was invited to give an interview in the **IQads** online publication about the digitization prospects of the institute.

Difficulties in current activity


The main difficulties encountered during last year were mainly related to the lack of software, some IT equipment and technical equipment necessary to monitor media appearances, as well as the limited access to various websites, which prevented the visualization of some particularly useful materials and events of informative character.

Communication Department in figures

	NIS promoting actions/ performance indicators	Number
1	Facebook	
	page appreciation	7 303
	distribution of posts	2 043
	impact	
2	Twitter	
	posts	42
	folowed	323
	followers	292
3	Leaflets and newsletter	
	downloads/distribution of leaflets	160
	newsletter RO subscribers	4 822
	newsletter EN subscribers	275
4	Press conferences, round tables, symposiums	13
	participants from outside the NIS	456
5	Petitions	
	solved petitions	4
6	Mass media requests of statistical data	920
	solved requests of statistical data	920
7	FOIA request	0
	requests for information other than statistical information	0
8	Press articles regarding NIS activity	10 000
	unfavourable articles in total articles	0
9	Specific surveys	3
	answers	415

continued in page 50

Pavel NĂSTASE
Minister of National Education



The basis for the decision-making process in both the public and private sector is based, at present, on statistical information of high quality and on credibility.

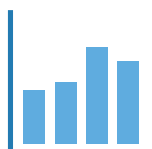
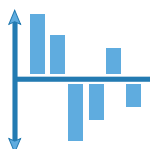
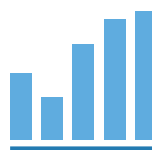
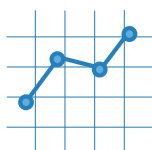
FRUITFUL INSTITUTIONAL COOPERATION

The basis for the decision-making process, in both the public and private sector, is based at present on statistical information of high quality and on credibility, provided by the National Institute of Statistics to the entire society.

Since we want to increase the use of records in the decision-making and policy-making processes of education, and, at the same time, in order to comply with the national and European requirements in the field, the Ministry of National Education and the National Institute of Statistics signed in 2016 the Convention on the establishment of data collection and processing for the production of official statistics in the field of education and training.

Thus, we want the statistical output to be complex and relevant, based on a coherent and efficient system of the statistical scientific research and of the administrative data sources, in accordance with the European standards and good practices, and, at the same time, we want them to be both reliable and accessible, contributing to the accurate information of the beneficiaries.

Pavel NĂSTASE
Minister of National Education





PRIORITIES IN 2017

PRIORITIES IN 2017

MACROECONOMIC STATISTICS AND SECTORAL ECONOMIC STATISTICS

• national accounts and government finance statistics

- prepare for the Eurostat visit for the 2013 GNI verification;
- review the annual and quarterly accounts in order to ensure consistency with the public administration accounts for 2013-2016;
- extend the calculation of public administration expenditure by COFOG functions level 2;
- apply the qualitative and quantitative criteria (50% test) to delimit the sector of Public administration for the state-controlled public companies;
- reconciliation of non-financial and financial accounts;
- review the employed population and the hours worked according to the 2011 PHC for the period 2010-2011 for the annual, quarterly and regional accounts;
- improve the methodology on the employed population and the hours worked according to the new standards;
- elaborate the regional and annual national accounts for the reference year 2015, the final version and for the reference year 2016, the semi-final version;
- elaborate the quarterly accounts for 2016;
- elaborate the quarterly non-financial accounts of the Public administration sector for quarters Q1-Q3 2017.

• price statistics

- transmit IAPC data using the new

eCOICOP classification at 5 digits;

- elaborate an electronic questionnaire on the collection of dwelling prices and the on-line collection of data;
- elaborate the calculation methodology of the spatial adjustment coefficient.

ECONOMIC STATISTICS

- finalize the Structural Survey in Agriculture 2016, make the publication „Typology and Economic Dimension of Agricultural Holdings 2016”;
- prepare the implementation of the new regulation on integrated agricultural statistics, which aims at updating and modernizing the agricultural statistics production system, in line with the „Agricultural Statistics Strategy since 2020” – strategy established and agreed upon jointly by Eurostat, the national institutes of statistics and agriculture ministries in the EU Member States;
- prepare and organize the GAC 2020 in România in accordance with the new regulation on integrated agricultural statistics; provide the national legislative framework; identify and study the modern international practices for performing the GAC and analyze their feasibility in the specific national context (in particular, in terms of the number of agricultural holdings, their degree of fragmentation and geographic accessibility, compatibility, completeness and computerization of relevant statistical and administrative registers, geo-referencing, etc.);
- assess the capacity of the national statistical system to provide data for monitoring the 2030 Development Agenda; take part in the collection, analysis and dissemination activities of the revised set of Sustainable Development Indicators approved in September 2016 to measure the implementation of the 2030 Development Agenda;
- strengthen and develop new approaches for the production of business statistics

required by the changes in the new legal framework on business statistics (FRIBS); impact analysis and implementation of the definition of statistical unit in business statistics to ensure data consistency by implementing the actions proposed in the multi-annual plan; expand the coverage of services, calculate a new indicator on the production in services;

- continue the actions of integrating the business statistics regulations in connection with the ESSC decision on the Intrastat redesign;

- upgrade of intra-EU trade statistics on goods on the basis of the following key elements, defined at Community level: a) harmonized statistical production, b) multiple data sources, c) microdata exchange on intra-EU exports, d) methodologies for producing innovative and flexible statistics and e) modernization through evaluation;

- participate in the grants launched by the European Commission (Eurostat) on “Establish the production process for the new indices of production in services – implementation of short-term statistics” and “Modernization actions for the compilation of PRODCOM”, aiming to implement in current statistics the requirements of the new FRIBS regulation;

- complete the testing of the SDMX format for data transmission to Eurostat on short-term statistics;

- prepare actions needed to change the base year (2015) and the weighting system for short-term statistics; recalculate data series as indices against the new base year 2015;

- in the field of innovation statistics, the priorities will be to translate and design the new 2016 CIS community statistical questionnaire and of the related methodological provisions. Due to the novelties to be included in the new questionnaire as well as the qualitative nature of the questions included, an important step will be the data collection;

- continue to implement the recommendations of the UNWTO for the Satellite Travel

Account and broaden the scope of information used to develop the Satellite Travel Account;

- collect statistical data for the calculation of indicators on passenger mobility statistics and road traffic;

- assess and improve the quality of intra-EU trade statistics, as well as of the response burden decrease of the statistical information providers, materialized in 2017 also by carrying out very complex actions, in cooperation with Eurostat and the other Member States.

DEMOGRAPHIC AND SOCIAL STATISTICS

- in the field of population statistics, the following activities will be continued: those to prepare the population and housing census, to prepare the draft budget and to find sources of financing, to carry out the planning of activities; efforts to identify new administrative sources will continue to be made, especially for buildings and dwellings, and discussions with other institutions and bodies will be intensified in order to determine their responsibilities for the future PHC, the 2021 round;

- interinstitutional steps will be taken in order to make the transfer of individual data from administrative sources for the purpose of calculating indicators for the resident population;

- as to the statistical surveys carried out in households, the necessary steps will be taken so that, in the future, to be possible to switch to mixed and modern methods of data collection;

- comparative analyses will be done based on data in education statistics and of those transferred from the new collection systems of the Ministry of Education in order to improve the flow of indicators building starting from the administrative data sources;

- in the field of health statistics, the activities of the working group established for the implementation of the health accounts system will be continued in order to identify new sources of data and for the fulfillment of the quality criteria imposed by the European regulations and methodology;

- the possibility of extending the coverage of reporting units for research in the field of health statistics and culture statistics will be investigated, as new NGOs are identified and included in the REGIS statistical register;

- the collaboration with public institutions for the provision of data in the field of justice statistics will continue;

- in order to prepare the elaboration of some financial statistics in the field of culture statistics, the data sources and the mechanisms for financing the culture in Romania will be further analyzed. The decision to implement the culture accounts will be based on Eurostat recommendations and the availability of national data sources;

- perform 3 European projects, two of which were designed to prepare the PHC implementation in 2021 and the third to prepare for the revision of the European Time Use Survey to be implemented in the 2020 round;

- implement, during 2017-2018, the grant project on "Provide basic information on purchasing power parity (PPP)" and entirely perform the D component of this project regarding the provision of basic information from hospitals;

- complete the EU- SILC secondary module for 2017 in accordance with Regulation (EU) no. 114/2016 implementing Regulation (EC) no. 1177/2003 of the European Parliament and Council on Community statistics on income and living conditions (EU- SILC) regarding the 2017 edition of the list of target secondary variables related to health and children's health;

- perform the activities within the grant "Prepare the review EU-SILC – Test the ad-hoc modules in EU-SILC2017- Test the module on health in EU-SILC2017" that runs in the period October 2016 – March 2018

- perform the activities included in the grant "Collect data on the use of the information technology and communication in the households by natural persons in 2017" in accordance with Regulation (EC) no. 808/2004 of the European Parliament and Council regarding the Community statistics on information society, that will run in the period January – October 2017;

- perform the activities within the grant "Improve the ESSPROS Statistics", which runs in the period October 2016 – December 2017 and which has as main objective the improvement of the accuracy, reliability and completeness of data and the appropriate metadata in the social protection area, in a shorter period of time, in accordance with the ESSPROS methodology in order to provide high quality data on social protection;

- efforts will continue to be made in order to identify new ways to improve the calculation of enlargement coefficients.

ADMINISTRATION AND PROCESSING OF ADMINISTRATIVE SOURCES

- continue to take action to identify new administrative sources;

- cooperation within the ESS in the field of the use of administrative sources;

- upgrade the metadata base to fit the SIMS and SDMX structures and to be used as a „cornerstone" for building the framework needed to modernize official statistics, according to GSBPM, GAMSO, GSIM, CSPA.

- continue the actions to improve the operation and content enrichment of the TEMPO information from the metadata and eDEMOS.

THE STATISTICAL BUSINESS REGISTER

- agree on the structure and manner of reporting statistical information by business groups (multinational and national);
- implement the statistical unit definition in the statistical register by applying the operational rules;
- achieve the objectives set out in the internal plan of measures to implement the Peer Review recommendations;
- establish a „profiling” department that analyzes the structures of both national and multinational groups of enterprise and the optimal definition of the group entities.

IT AND STATISTICAL INFRASTRUCTURE

- implement the new network as soon as possible in the NIS, otherwise the entire statistical system may become inoperable;
- trigger some major IT investments to further ensure the operation of IT systems at optimal parameters. At present, the statistical activity cannot be performed without the use of advanced IT systems in order to ensure the timely achievement of objectives.

COMMUNICATION

The objectives for 2017 consist of the following:

- more thorough knowledge of the professional issues and priorities of the institute in order to develop specific activities to promote the results obtained through the surveys;
- pay more attention to the online environment and social networks in order to attract as many people as possible to get acquainted with the statistical information and to actively participate in promoting it by taking over the surveys results offered by NIS;
- democratize the statistical language: change the technical statistical language into

one accessible to several categories of public, that addresses, despite their diversity (researchers, journalists, the general public), to the Romanian citizens;

- continue to organize press conferences, round tables, scientific seminars and meetings with the stakeholders in the field;
- strengthen the institutional relations with other institutions / organizations in the country and from abroad.

INTERNAL AUDIT ACTIVITY

Resize the public internal audit department, as to the number of auditors, based on the activity volume and associated risk size, so as to ensure the auditing of the activities in the field of public internal audit at least once every three years.

Run activities meant for the management and executive staff to realize permanently the activity of internal audit, in terms of both the rules under which it is carried out and the way this activity is best done, by elaborating operational procedures for the activities of public internal audit run in the NIS included.



Follow us on:




TWITTER




FACEBOOK



LINKEDIN



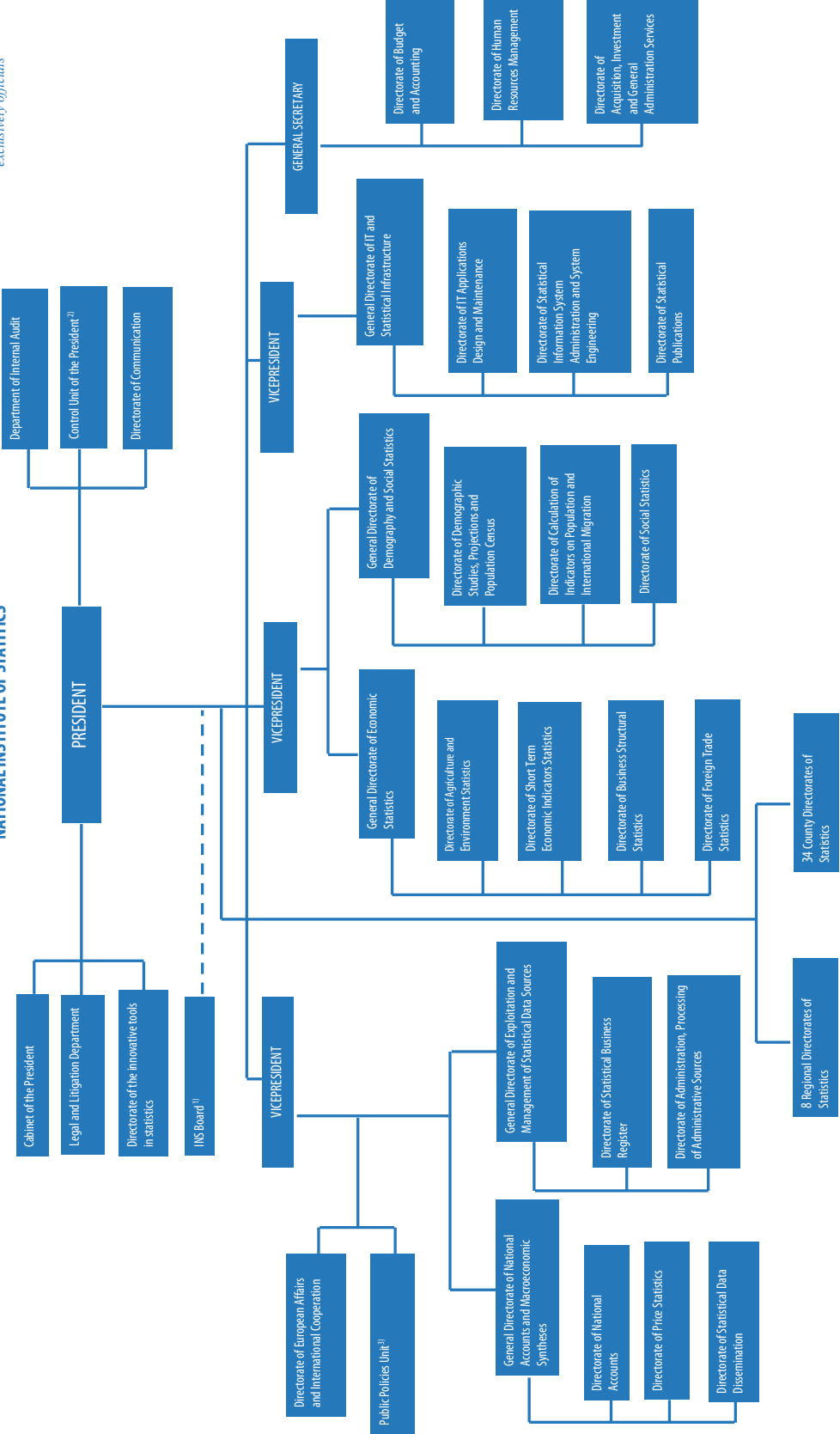
Gheorghe Vaida, General Director, General Directorate of IT and Statistical Infrastructure, Lucia Sinigaglia, General Director, General Directorate of Exploitation and Management of Statistical Data Sources, Adriana Ciucea, General Director, General Directorate of National Accounts and Macroeconomic Syntheses, Tudorel Andrei, President of the NIS, Silvia Pisciă, General Director, General Directorate of Demography and Social Statistics, Ilie Dumitrescu, Director of Cabinet of the President, Daniela Ștefănescu, Director, Directorate of European Affairs and International Cooperation, Răzvan Profiroi, General Secretary of the NIS, Gabriela Popa, Director, Public Policies Unit, Florentina Gheorghe, General Director, General Directorate of Economic Statistics represent part of the leadership team that, together with us all the other colleagues in the National Institute of Statistics, ensured the achievement of the 2016 objectives.



Annex 1 - Organizational chart

Annex no. 1 of G.D. no. 957/2005
Maximum number of positions is 2,007
exclusively officials

Organizational Structure
of the
NATIONAL INSTITUTE OF STATISTICS



1) organized and operating by order of the President;
2) organized and operating at department level;
3) organized and operating at directorate level;

Annex 2 - *Structure of Staff*

Situation of positions in 2016

	Number of positions		Occupied positions		Vacant positions		Degree of occupancy %	
	01.01 - 11.05.2016	12.05 - 31.12.2016	01.01 - 11.05.2016	12.05 - 31.12.2016	01.01 - 11.05.2016	12.05 - 31.12.2016	01.01 - 11.05.2016	12.05 - 31.12.2016
Central HQ	553	664	528	550	25	114	95.4	82.8
DRS+DJS	1,346	1,347	1,297	1,299	49	48	96.3	96.4
Total NIS	1,899	2,011	1,825	1,849	74	162	96.1	91.9

The Structure of NIS Staff, by age group

	Total number of occupied positions	Age group (years)							
		<=30		[31 - 45]		[46 - 55]		>=56	
		persons	%	persons	%	persons	%	persons	%
Central HQ	550	36	6.5	228	41.5	184	33.5	102	18.5
DRS+DJS	1,299	47	3.6	472	36.3	500	38.5	280	21.6
Total NIS	1,849	83	4.5	700	37.9	684	37.0	382	20.7

Annex 3 - *Fluctuation of staff in NIS*

Reasons for leaving NIS

	Total number of occupied positions	Total number of leaves	%	Retirement	Agreement of parties	Transfer	Death	Expiration determined period	Resigna- tion
Central HQ	550	71	12.9	15	45	4	0	6	1
DRS+DJS	1,299	57	4.4	36	8	4	2	5	2
Total NIS	1,849	128	6.9	51	53	8	2	11	3

Hire and leave from NIS in 2016

	Hire	Leave
Central HQ	93	71
DRS+DJS	73	57
Total NIS	166	128

Annex 4 – Structure of staff, by education

Structure of NIS staff, by graduated studies

Total number of occupied positions		Education			
		Secondary education		Higher education	
		no. posts	%	no. posts	%
Central HQ	550	41	7.5	509	92.5
DRS+DJS	1,299	152	11.7	1,147	88.3
Total NIS	1,849	193	10.4	1,656	89.6

Structure of NIS higher education staff, by specialization

Total number of higher education persons		Studii superioare											
		Economic sciences		Administrative sciences		Legal sciences		Engineering sciences		Human sciences and arts		Other specialization	
		posts	%	posts	%	posts	%	posts	%	posts	%	posts	%
Central HQ	509	237	46.6	35	6.9	43	8.4	121	23.8	62	12.2	11	2.2
DRS+DJS	1,147	735	64.1	67	5.8	45	3.9	226	19.7	17	1.5	57	5.0
Total NIS	1,656	972	58.7	102	6.2	88	5.3	347	21.0	79	4.8	68	4.1

Structure of NIS higher education staff, by post-graduate studies, in 2016

Total number of higher education persons		Post-graduate studies					
		Master graduates		Postuniversity graduates		PhD holders	
		no. posts	%	no. posts	%	no. posts	%
Central HQ	509	130	25.5	110	21.6	30	5.9
DTS	1,147	193	16.8	241	21.0	7	0.6
Total NIS	1,656	323	19.5	351	21.2	37	2.2

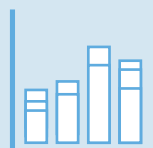
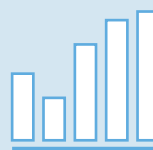
Annex 5 - *Situation of professional training*

Professional training programs in 2016

NIS	No. Of professional training programs	No. of participants
DRS/DJS	14	240
Central HQ	14	116
Central HQ and DRS/DJS	6	142
Total NIS	34	498

Structure of the professional training, by domains

	Domain	No. of participants central hq	No. of participants DRS/DJS	Total participants NIS	%
1	Management	80	108	188	37.75%
2	Statistics	44	139	183	36.75%
3	Communication and decisional transparency	16	34	50	10.04%
4	Resources and public services	1	41	42	8.43%
5	Law and Community legislation	19	0	19	3.82%
6	Personal development	5	10	15	3.01%
7	IT&C	0	1	1	0.20%
	TOTAL	165	333	498	100%



Annex 6 - Budget

Annex 6 – Budget		YEAR 2015				YEAR 2016				-thousands lei-
		Annual provisions 2015		Payments at 31,12,2015	% Payments as to definitive provisions	Annual provisions 2016		Payments at 31,12,2016	% Payments as to definitive provisions	
		Primary	Definitive			Primary	Definitive			
TOTAL EXPENDITURE										
financed by the state budget										
STAFF EXPENDITURE		129,613	128,559	124,405	96.77	156,762	139,534	136,888	98.10	
GOODS AND SERVICES		88,200	94,471	94,186	99.70	111,182	109,582	109,325	99.77	
TRANSFERS		29,963	25,680	24,966	97.22	33,000	27,085	24,877	91.85	
PROJECTS WITH NREF FINANCING		50	52	51	98.08	52	52	51	98.08	
CAPITAL EXPENDITURE		3,900	3,900	885	22.69	3,005	657	551	83.87	
		7,500	4,456	4,317	96.88	9,523	2,158	2,084	96.57	
TOTAL EXPENDITURE										
financed from non-reimbursable external funds										
Projects with NREF financing (other postaccession facilities and instruments)		7,997	7,997	3,690	46.14	11,009	9,196	9,023	98.12	
		7,997	7,997	3,690	46.14	11,009	9,196	9,023	98.12	
TOTAL EXPENDITURE										
financed from own revenue										
STAFF EXPENDITURE		1,363	1,182	645	54.57	731	129	77	59.69	
		534	560	455	81.25	456	48	45	93.75	
GOODS AND SERVICES		758	622	190	30.55	275	81	32	39.51	
CAPITAL SERVICES		71	-	-	0.00	-	-	-	0.00	

ABBREVIATIONS

ABF	Family Budget Survey
ACAV	Life Quality Survey
AMIGO	Household Labour Force Survey
ANA	National Anti-drug Agency
ANOFM	National Agency for Employment
APL	Local Public Administration
ASF	Financial Supervisory Authority
BIM	The International Labour Office
CAEN Rev.2	Classification of Activities in the National Economy (updated)
CAM	Methodological Advisory Committee
CD	Compact disk
CE	The European Commission
CIS	Commonwealth of Independent States
CNP	Personal identification number
CNPP	National House of Public Pensions
COFOG	Classification of the Functions of Government
COICOP	Classification of Individual Consumption According to Purpose
CPSA	Classification of Adjacent Products and Services
CSPA	Common Statistical Production Architecture
CSN	National Statistical Council
CSSE	The European Statistical System Committee
D112	Single declaration on the obligations to pay social contributions, the income tax and the nominal bookkeeping of insured persons
D300	Statement of Value Added Tax Return according to OPANAF no. 591/2017, used starting with the declaration of the tax obligations valid since 01.01.2017
DGINS	Directors General of the National Statistical Institutes
DGIT	General Directorate of IT
DJS	County Statistical Directorates
DRS	Regional Statistical Directorates
DTS	Territorial Statistical Directorates
eDAMIS	Electronic Dataflow Administration and Management Information System
eDEMOS	Statistical information system in territorial profile
EGR	European Register of Eurogroups
EIGE	The European Institute for Gender Equality
EMOS	European Master of Official Statistics

ESGAB	European Statistical Governance Advisory Board
ESAC	European Statistical Advisory Committee
ESCI	Emerging Sources Citation Index
eSOP	e-Survey Online Portal – the on-line processing of statistical data
ESSPROS	European system of integrated social protection statistics
ESTP	The European Training Program in Statistics
EU-SILC	European Union - Statistics on Income and Living Conditions
EUROSTAT	The Statistical Office of the European Commission
eWA	Web application
eWP	Web portal
eWF	Web forms
ESS-MH	European Statistical System – Metadata Handler - Web application developed for the production, management, exchange and dissemination of the European and national files of metadata
ESMS	Euro-SDMX Metadata Structure
ESQRS	Euro-Standard for Quality Reports Structure
ESMSIP	Euro-Smart Metering System Implementation Program
EPMS	Euro Process Metadata Structure
EXTRASTAT	Statistics on international trade with non-Community goods
ENRF	European Non-refundable Funds
FORPRO	Business Training Survey
FRIBS	Framework Regulation Integrating Business Statistics
GAMSO	Generic Activity Model for Statistical Organizations
GIB	Budva Initiative Group
GIS	Geographic Information System (Sistem Informațional Geografic)
GSIM	Generic Statistical Information Model
GSBPM	Generic Statistical Business Process Model
GSU	Satisfaction degree of statistical data users
H.G	Government Decision
HTML	Hyper Text Markup Language
IACS	Integrated Administration and Control System
IAPC	Harmonized Index of Consumer Prices
IFS	International Food Standards
IGPR	General Inspectorate of Romanian Police
NIS	The National Institute of Statistics
INTRASTAT	The data collection system for the intra-Community trade with goods
IPA	The Instrument for the Pre-Accession Assistance
ISCED	International Standard Classification of Education
IT	Information Technology
JDEMETRA	Software application used for seasonal adjustments
LAN	Local Area Network
NUTS	Nomenclature of Territorial Units for Statistics
OECD	Organization for Economic Cooperation and Development

OMC	Open Method of Coordination
OMS	World Health Organization
ONG	Non-Governmental Organization
ONU	United Nations Organization
PC	Personal Computer
PG	The Partenary Group
PIB	Gross Domestic Product
PRODCOM	Product nomenclature for statistical production surveys
PSNA	National Annual Statistical Program
REGIS	Business Statistical Register
RGA	The General Agricultural Census
RPL	Housing and Population Census
RRS	Romanian Journal of Statistics
SDMX	Statistical Data and Metadata eXchange
SEC	The European System of Accounts
SHA	System of Health Accounts
SIMS	Single Integrated Metadata Structure
Simstat	Single Market Statistics-exchange of microdata at enterprise level
SIRUES	Republican statistical code of economic and social units
SSE	The European Statistical System
TCEI	able of Integrated Economic Accounts
TEC	Trade by Enterprise Characteristics
TEMPO	Statistical data base
TIC	Survey of household information technology and communication
UE	The European Union
UNECE	United Nations Economic Commission for Europe
UNESCO	United Nations Educational, Scientific and Cultural Organization
UNICEF	The United Nations International Child Emergency Fund
UNODC	United Nations Office on Drugs and Crime
UNWTO	United Nations World Tourism Organization
UOE	UNESCO-OECD-EUROSTAT
UPS	Uninterruptible Power Supply
VIN	Vision Implementation Network
VNB	Gross National Income
WAN	Wide Area Network



compiling Romania's official statistics since 1859