

ACTIVITY

RAPORT DE ACTIVITATE

REPORT

F
F
O
N

2012

ACTIVITY REPORT

NATIONAL INSTITUTE OF STATISTICS

Coordinator of publication:

Prof. Vergil VOINEAGU PhD

Coordonators of edition:

Dr. Cristian Nicolae STĂNICĂ, Beátrix GERÉD,
Gabriel JIFCU, Ilie DUMITRESCU, Săndica NEAGU, Gabriela POPA.

Elaboration of the chapters of NIS Activity Report:

Adriana CIUCHEA, Ion FLORESCU, Mariana PIETREANU,
Gheorghe VAIDA MUNTEAN, Daniela ȘTEFĂNESCU, Vitty-Cristian CHIRAN,
Maria RĂDULESCU, Nina ALEXEVICI, Săndica NEAGU, Gabriela POPA,
Silvia PISICĂ, Lucia Cecilia SINIGAGLIA, Andreea CAMBIR,
Georgeta ISTRATE, Lavinia BĂLTEANU, Andoria IONIȚĂ, Mariana BREBULEȚ,
Florentina Viorica GHEORGHE, Teodor LICĂ, Viorica SĂLĂGEAN,
Iuliana Mihaela GHEȚU, Virginia BALEA, Mihai GHEORGHE,
Constantin MÂNDRICELU, Angel DUMA, Alexandra MOLCUȚI, Claudiu HERȚELIU.

Translation:

Lavinia POPESCU, Anca Flavia FILIMON, Ramona SANDU, Anca Maria GEORGESCU.

Pre-press and printing:

Coordinators :

Gheorghe VAIDA-MUNTEAN, Vitty-Cristian CHIRAN, Rodica-Elena SOLOVĂSTRU

Editing and make-up:

Gabriela ZAGALCA

Pre-press:

Laurențiu MUNTEANU

Photo:

Vitty-Cristian CHIRAN

Cover :

Alexandru POPESCU

NATIONAL INSTITUTE OF STATISTICS

ACTIVITY REPORT 2011



FOREWORD

An activity report, especially such as the present one, brings about the retrospective analysis of what has been done well or, maybe, less well during the one year period. From this point of view, it is an overall vision, edited in a manner as accessible as possible and, why not, as friendly as possible, that describes facts and illustrates the outcomes achieved due to the efforts of a staff of around 2500 persons working within the central and territorial statistics.

Trying to globally assess the results of the year, every time since the beginning of my mandate as President, I have always felt the fulfilment of all those involved in the progress of the Romanian statistics. At the same time, through a pragmatic approach, I have had to acknowledge the difficulties of the concluded year and, of course, to think about what lies ahead of us in the year following the one that is the subject of the present report.

Aside from the suggestive character of the conclusion regarding the difficulty and complexity of the problems of the statistical process, I have to objectively notice that 2011 was, at least to the present, the most difficult, full of efforts and emotional of all.

Running over the report, the reader will notice, since the beginning, how statisticians, regardless their position, tasks and responsibilities, had to face implicitly and explicitly in 2011, besides the common topic of the National Statistical Programme, major challenges. What I mean is the fact that the activity in the past year was essentially influenced by the approach and implementation of two statistical surveys, both traditionally well known and remarkable for the role and place they hold in the National Statistical System. The two statistical surveys I refer to are the **General Agricultural Census of 2010** and the **Population and Housing of 2011**. The two actions, which almost overlapped as to the preparation, organization and carrying out of the main stages of the process, demanded, if I am allowed to say it, the creational, work and responsibility efforts of all statisticians without exception. How well we performed the two actions of national importance and what we lacked, respectively, that prevented us from carrying them in exceptional conditions, we shall find out in 2012 and when we shall make available the final results for those in a position to judge us, hopefully in an objective manner, the users of statistical data and information.


The report is divided, as it always has been, but this year, it seems to be better divided by structure, by specific chapters of the official statistics activity and the presentation of the methodological, operational and institutional frame of NIS, respectively. It highlights, as I already underlined in the beginning of this foreword, the statistical actions of national importance, the two censuses, agricultural and of the population and dwelling, respectively, the improvement of the activities of every main statistical domain, the difficulties faced in 2011 and the measures undertaken to overcome them and, finally, the priorities for 2012.

In the end, I invite the reader, interested in the statistical activity but also in those who, through their efforts, achieved the results of 2011, to evaluate, on his/her own, and to speak up his/her mind without being in any way led or influenced by conclusions that could determine him/her to embrace views that wouldn't be objectively his/hers.

At the same time, I avail myself of this *"Foreword"* to extend my thanks, of the head of NIS, primarily to all the workers in the official statistics who spared no efforts to achieve the results of 2011, then to our data and information providers, without whose help the statistical system cannot operate, to other producers of statistical data integrated in the national system and, of course, last but not least to the users of statistical data and information for the motivation they have always given us in order to make things in our activity better.

Prof. Vergil Voineagu, PhD

President of the National Institute of Statistics



❖ **Mission**

In its position of coordinating the National Statistical System, the National Institute of Statistics has the mission of meeting, to the highest extent, the information needs of all statistical data user categories, by collecting, producing and disseminating relevant, accurate, reliable and timely statistical data, necessary for substantiating the decisions on the economic and social development of the country and for the knowledge of Romanian society realities.

❖ **Vision**

Romanian statistics is oriented towards achieving, during the next decade, methodological and technical performances, recognised at domestic and international level, comparable with the performances of the most advanced national statistical institutes of the European Union Member States.

❖ **Values**

The National Institute of Statistics' staff promotes mutual trust and respect, both internally and in relation with its partners, professional integrity, through high quality and ethic standards, compliant with the fundamental principles of official statistics, with the European Code of Practice in Statistics and with the Statistician's Code of Ethics, the innovative thinking, through a permanent improvement of our products and services, as well as the communication and collaboration with the statistical data providers and users and with other statistical data producers, in an effective and transparent manner, in view to contribute to official statistics role awareness and understanding.

Contents

1. INSTITUTIONAL, FUNCTIONAL AND METHODOLOGICAL FRAMEWORK.....	8
1.1 Institutional framework	8
1.2 Legal framework	10
1.3 Priorities of 2011	13
1.4 National Statistical System quality	15
1.5 Dissemination of statistical information	15
1.6 European affairs	22
1.7 Statistical infrastructure – information technology	28
1.8 Human resources	30
1.9 Budgetary resources	34
1.10 National Centre for Training in Statistics	34
2. STATISTICAL WORKS OF NATIONAL IMPORTANCE	38
2.1 General Agricultural Census	38
2.2 Population and Housing Census 2011	39
3. IMPROVING THE ACTIVITIES: ANNUAL NATIONAL STATISTICAL PROGRAMME - 2011	44
3.1 Statistical standardisation	44
3.1.1 Sampling bases	44
3.1.2 Databases	47
3.2 Macroeconomic statistics and sectorial economic statistics	50
3.2.1 National Accounts	50
3.2.2 Statistics of governmental finances	50
3.2.3 Statistics on international trade in goods	51
3.2.4 Statistics of short term indicators	53
3.2.5 Business structural statistics	54
3.2.6 Statistics of tourism	55
3.2.7 Statistics of science and technology	56
3.2.8 Statistics of energy	57
3.2.9 Statistics of prices	58
3.2.10 Statistics of agriculture, forestry and environments	60
3.2.11 Social statistics	61
3.2.11.1 Demographic statistics	61
3.2.11.2 Labour market statistics	62
3.2.11.3 Living conditions statistics	67
3.2.11.4 Social services statistics	69
3.2.12 Territorial statistics	72
3.3 Internal public auditing activity	75
3.4 Investments, modernisation	76
3.5 Legal activity	77
3.6 Activity of Territorial Statistical Offices	78
4. DIFFICULTIES ENCOUNTERED IN 2011	80
5. PRIORITIES OF 2012	82
6. ANNEXES	85

1. Institutional, functional and methodological framework of the National Institute of Statistics

1.1 Institutional framework

Official statistics, one of the core components of knowledge, perceived at the same time as one of the main pillars of good governance of a society, ensures based on quantitative measuring, the substantiation of decisions taken at micro and macroeconomic level.

In view to meet the public utility criteria, statistics should be relevant, accurate, timely, so that to ensure the response to all statistical data user categories.

The first condition for statistics to answer its tasks and role in the society is to ensure institutional, functional and methodological framework for the National Institute of Statistics (NIS), specialised body of central government, entrusted with tasks and functions of coordinating official statistics in Romania.

The National Institute of Statistics is functioning based on Law no. 226/2009 on the organisation and functioning of official statistics in Romania. This law stated the establishment of the National Statistical System which is gathering under an integrated, coordinated and coherent whole the main producers of official statistics; among them, NIS, whose objective entirely identifies with operational statistics, devoted to surveying, through specific methods, the economic and social phenomena and processes.

From functional standpoint, the National Institute of Statistics is organised in accordance with Government Decision no. 957/2005, with further amendments.

The leadership of the Institute is ensured by a President, with state secretary position, assisted by three vice-presidents, with state sub-secretary positions, appointed by Prime-Minister decision. The INS general secretary, with high civil servant position, is subordinated to the President of the National Institute of Statistics. At central level, the organisational chart of the National Institute of Statistics includes general directorates, directorates, units and services (Annex 1). As against the structure approved by GD 957/2005, the annex also comprises two new entities, the Central Technical Secretariat for General Agricultural Census and the Central Technical Secretariat for Population and Housing Census, both being approved by the laws and decisions on the organisation of the above mentioned censuses.

The following entities are functioning being subordinated to the Institute:

- **8 Regional Statistical Offices**, organized at the level of counties – centres of development regions and **34 County Statistical Offices at the level of the other counties**.

The Regional and County Statistical Directorates are organised and are functioning as territorial entities of the National Institute of Statistics, based on the provisions of the Law on the organisation and functioning of official statistics in Romania, no. 226/2009, with its further amendments.

Regional and County Statistical Offices, public institutions with legal status, are carrying out, at territorial level, the tasks, missions and responsibilities of the National Institute of Statistics.

The Regional and County Statistical Offices, public institutions financed from the state budget, subordinated to the National Institute of Statistics, organize and ensure the maintenance of the statistical information system at territorial level, collaborate with local government institutions and with de-concentrated services of central government.

- **National Centre for Training in Statistics (CNPS)**, public institution with legal status, entirely financed from own revenues. Its purpose is to ensure continuous vocational training through the educational system for the staff of official statistics services, in the fields of statistics, demography, economics, econometrics, quantitative sociology and information technology, as well as the promotion of statistical culture within the system of central and local public administration, in companies and national corporations, commercial companies, public and private legal persons and continuous vocational training of junior officials from official statistics services.



- **Centre of Conferences**, public institution with legal status, entirely financed from own revenues, whose purpose is the effective use of the Conference Room and of its outer areas, existing inside the National Institute of Statistics headquarters.

Working groups, created in view to solve in an integrated manner issues of transversal nature of the statistical activity, are functioning within the NIS, such as:

- **The Council Board of the National Institute of Statistics**

The Council Board of the National Institute of Statistics, advisory and decisional board of the NIS, whose membership is established based on NIS President's order. The Council Board debates issues related to NIS activity and adopts recommendations with the vote of at least half of the present members.

- **The Committee for Methodological Endorsement (CAM)**

The Committee for Methodological Endorsement represents the professional authority within the National Institute of Statistics responsible for the endorsement of methodology drafts on the organisation and carrying out of statistical surveys, of statistical classifications and nomenclatures, of statistical tools, as well as of other works of statistical nature.

- **The Committee for IT solutions endorsement (CASI)**

The Committee for IT solutions endorsement is a technical authority, with advisory role, within the NIS and is responsible for the endorsement of statistical IT solutions.

The Committee for IT solutions endorsement analyses the current informatic processing activity, observes the implementation of statistical IT strategy and submits to NIS leadership solutions for developing and upgrading the IT activities within the National Statistical System.



➤ The Committee for Statistical Confidentiality (CCS)

The Committee for Statistical confidentiality represents the technical authority with advisory role, responsible for drawing up and implementing the Programme for ensuring the confidentiality of individual data held and managed by NIS, alongside the whole flow of statistical data collection, processing, storage, archiving and dissemination.

Outside the Institute, the following are functioning as consultative bodies:

- **The National Statistical Council (CSN)**, set up based on the provisions of article 11 of the Law on the organisation and functioning of official statistics in Romania no. 226/2009, with its further amendments, in order to ensure the insertion of all data user categories' requirements in the National Statistical System programmes, in view to ensure the objectiveness, transparency and scientific nature of official statistics' activities and to minimise the data providers burden. Due to its structure, CSN involves in the process of National Statistical System functioning the entrusted representatives of the main categories of statistical information and data users. CSN represents the highest level forum for the promotion of official statistics' activities at national level.
- **The Committee of National Statistical System (COMSTAT)** is established based on the provisions of article 7 of the Law on the organisation and functioning of official statistics in Romania no. 226/2009, with its further amendments and completions; its tasks include the organisation and functioning of the National Statistical System as well as the implementation and monitoring its strategy and the national statistical programmes. COMSTAT is a consultative body consisting of the representatives of official statistics producers, its structure being established based on the order issued by the President of the National Institute of Statistics.

The Activity Report 2011 of the National Institute of Statistics points out the activities carried out in view to reach its final objective, its role and functions in carrying out the multi-annual programme and the 2011 annual programme, consecrated to the production of high quality, reliable and timely statistics, in order to meet to the largest extent the requirements of all domestic and external user categories.

1.2 Legal framework

In 2011, the NIS activities, fully compliant with those carried out at European level, continued to focus on the implementation of Regulation (EC) no. 223/2009 of the European Parliament and of the Council on European statistics and repealing Regulation (EC, Euratom) No. 1101/2008 of the European Parliament and of the Council on the transmission of data subject to statistical confidentiality to the Statistical Office of the European Communities, Council Regulation (EC) No. 322/97 on Community Statistics and Council Decision 89/382/EEC, Euratom establishing a Committee on the Statistical Programmes of the European Communities, of the European Statistics Code of Practice and of Law no. 226/2009 on the organisation and functioning of official statistics in Romania, with its further amendments. The statistical activities have been carried out in accordance with the national strategy in statistics and with the multi-annual statistical programme, respectively with the National Annual Statistical Programme 2011.

Both Regulation (EC) no. 223/2009 of the European Parliament and of the Council of March 11, 2009 and the Law on the organisation and functioning of official statistics in Romania, no. 226/2009 with its further amendments stipulate, among other things, the principles of statistics functioning in a democratic society.

European Statistics Code of Practice

As a novelty of high interest at European level, we have to point out the revision of the Code of Practice for European Statistics in 2011, this document being adopted by the European Statistical System Committee in September 2011.

The new Code gives a special importance to the professional independence principle which, at present, distinctly stipulates the procedure for high statistical officials' appointment and dismissal that are to take place irrespective of political circumstances and framework.

The New Code implementation is still subject to Eurostat monitoring, also taking into consideration the recent changes. NIS, as part of the European Statistical System makes significant efforts to fully implement the new Code of Practice for European Statistics.

The Code of Practice for European Statistics resumes the provisions of the above mentioned documents into 15 principles regulating the institutional framework, the statistical procedures and the results of statistical processes, as follows:

Principle 1: Professional independence.

The professional independence of statistical authorities as against other legislative, administrative or regulation departments and bodies, as well as against private sector operators, ensures the European Statistics reliability.

Principle 2: Mandate for data collection.


Statistical authorities have a clear legal mandate for collecting information in view to compile European Statistics. The administrations, enterprises, households and the public at large could be obliged by law to supply data, upon statistical authorities' request, in view to compile European Statistics.

Principle 3: Resources adequacy.

The resources available for the statistical authorities are sufficient in terms of meeting European Statistics requirements.

Principle 4: Commitment on quality.

The statistical authorities assume themselves the commitment on quality. These are systematically and periodically identifying the strengths and weaknesses in vie to continuously improve the processes and products quality.



Principle 5: Statistical confidentiality.

The confidentiality of information and their use solely for statistical purposes are fully ensured for data providers (households, enterprises, administrations and other respondents).

Principle 6: Impartiality and objectiveness.

The statistical authorities develop, produce and disseminate European Statistics by observing the scientific independence and in an objective, professional and transparent manner, equitably treating all users.

Principle 7: Solid methodology.

High quality statistics should rely on solid methodologies, therefore requiring adequate tools, procedures and specialised knowledge.

Principle 8: Adequate statistical procedures.

High quality statistics are based on adequate statistical procedures, applied starting with data collection up to their validation.

Principle 9: Non-excessive burden of respondents.

The reporting burden is proportional with users' needs and is not excessive for respondents. The statistical authorities are monitoring the burden and are setting up targets for its reduction over time.

Principle 10: Cost-efficiency ratio.

The resources are efficiently used.

Principle 11: Relevance.

European Statistics are meeting users' demands.

Principle 12: Accuracy and reliability.

European Statistics accurately and reliably reflect the reality.

Principle 13: Timeliness.

European Statistics are timely published.

Principle 14: Coherence and comparability.

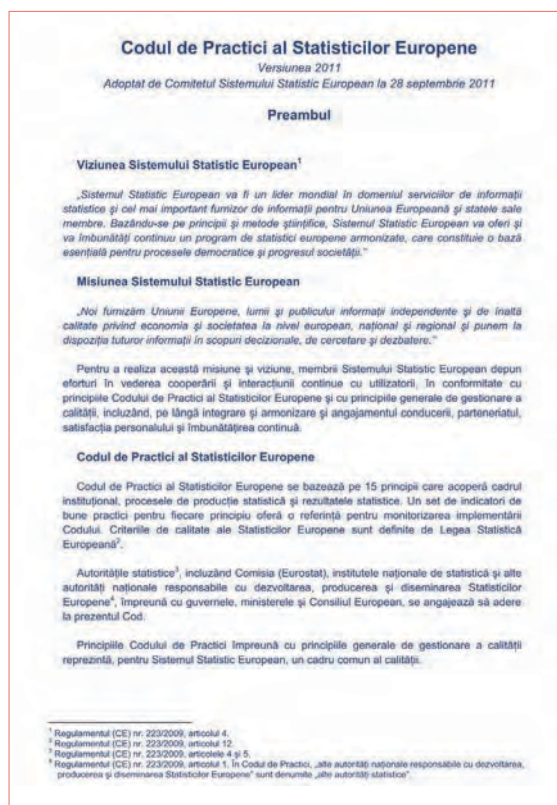
European Statistics show internal and over time coherence and are comparable between regions and countries; the combination and the joint use of related data from various sources are possible.

Principle 15: Accessibility and clearness.

European Statistics are presented in a clear and easily understandable form, they are appropriately published in a convenient manner, and they are available and accessible observing impartiality and are completed with metadata and guidelines.

Annually, based on a quite detailed questionnaire, Eurostat carries out assessments of the ways the above principles are applied and observed; these assessments point out both the conditions and the framework under which official statistics develop the activities, as well as the ways of transposing into legislation and in practice.

Such an assessment was carried out in 2011, generally illustrating the appropriate adequacy of Romanian statistics to these principles; at the same time, it included a series of recommendations for improving certain tools and procedures, necessary for reaching full compliance with the principles stipulated by the Code of Practice.



Reviewing Regulation (EC) no. 223/2009

It is also worth mentioning that, during 2011, concrete actions meant to improve Regulation (EC) no. 223/2009 in terms of strengthening statistics role at European level and in the Member States have been carried out.

The envisaged changes, drawn up during successive sessions of a special working group that included Romania, are oriented towards accentuating European and national statistics role in strengthening statistical independence, management and use of administrative data sources, confidence in statistics, anticipating at the same time the commitment of state authorities to ensure national statistics independence in terms of statistical methodology, techniques and norms, dissemination of statistical information.

The adoption, in 2012, by the European Parliament and the Council of changing Regulation 223/2009 in accordance with the above mentioned issues supposes, by default, the appropriate change of Romanian statistics law, process already launched in 2011 with documentation works and with the identification of related parts of the law.

1.3 Priorities of 2011

The activities carried out within the NIS envisaged the setting up of certain tools enabling the re-classification of statistical activities depending on priority level, the consolidation of the National Statistical System flexibility and the improvement of its capability of meeting, in due time, the increasing demands of statistical data users.

When setting up the priority of statistical programmes, a series of transversal issues with strategic importance for the evolution of official statistics have been also taken into account, such as: the ways the policy in statistical field and the concrete undertakings are contributing to European integration and to the cooperation with statistical data users and producers; the main tools in use, the ways and the means of improving statistical quality in view to increase national reliability. Last but not least, during the analysed period, NIS took into consideration the emerging priorities related to the capacity and capability of meeting the society requirements, particularly those of decision-makers, oriented towards relevant, timely and high quality information for quantifying the impact of economic crisis, as well as the limitation of expenses, on cost-efficiency bases, in view to optimally use the available resources and to reduce the respondents burden.

Though 2011 was outlined as a difficult and complex year, with lots of high importance tasks, asking for sustained efforts of all statisticians, the expectations have been largely accomplished, even under the conditions where the extremely complex and ambitious objectives and tasks proved to be even harder due to approaching some other major issues that could not have been fully anticipated in the originally established programme.

According to the established programme, the priorities for 2011 were the following:

- Continuing the process of quality improvement for the existing statistical framework, by means of:
 - *Absorption and implementation* to a higher extent, in terms of statistical process coverage and quality, of the statistical Acquis Communautaire by implementing new statistical surveys, focusing on taking over European grants;
 - *Extension and diversification of coverage and solutions* related to data collection from primary information providers, by:
 - gradual replacement of paper questionnaires with electronic questionnaires particularly addressing legal units of statistical observation, including the turning into account the facilities provided by the above mentioned web portal;
 - using at a large extent the administrative sources for statistical purposes and the corresponding diminution of statistical surveys number;

- Processing and presenting the GAC provisional results, information on which national policies in agricultural field are based, in compliance with the Acquis Communautaire, comparable at international level, necessary for Romania's participation in Common Agricultural Policy;
- Continuing the activities related to the organisation of Population and Housing Census, finalised with data recording in October 2011. The data collected during the Census will provide the basis for drawing up population related strategies and policies;
- Implementing and applying adequate and effective methods, including those at the level of territorial statistical offices, of ensuring continuous vocational training in statistics, preponderantly oriented towards the new actions and progresses recorded at European level, such as:
 - *organising courses related to official statistics topics* meant to enhance data users knowledge, including the key responsible persons from central and local government staff;
 - *connecting the National Institute of Statistics to the operational programme on administrative capacity development* in view to characterise the performances of local governments;
- The concern for effectively and timely ensuring pertinent information adapted to the imperatives of monitoring, in statistical quantitative terms, the crisis effects; strengthening the cooperation with the institutions involved in the drawing up of fiscal notification (Ministry of Public Finances and National Bank of Romania) envisaging the monitoring of budgetary deficit evolution and other economic and financial issues;
- Extending the statistical activities to the regional and local context, by means of sectorial analyses and turning into account the techniques and methods used for compiling small areas indicators;
- Improving and harmonising statistics in view to coherently and realistically outline the factors influencing the economic growth; shortening the delay in disseminating the information on crisis effects, approaching from the methodological standpoint the content of unadjusted and adjusted series, carrying out theoretical researches and attempting to implement, with the assistance of academic staff, models aiming at synthetically evaluating the economic growth based on composite indicators; extending the time series over longer periods;
- Re-conceptualisation of the National Institute of Statistics organisational system from the standpoint of data flows enhancement, of foreseen improvement of data collection, processing, analysing and dissemination methods, assessment of primary data quality, as well as of other objectives mentioned in the statistical programmes of the Commission and in the annual and multi-annual National Statistical Programme;
- Concentrating the efforts of statistical staff towards enhanced turning into account of statistical data and information; adopting pertinent and reliable solutions in sensitive areas, such as consumer price indices and inflation, assessing the international migration in accordance with EU standards, refining the labour market surveys in view to point out phenomena and processes specific to economic depression and crisis period, improving the observance of real estate prices evolution, refining the system of surveys on living standard evolution, etc.

1.4 National statistical system quality

The improvement of Romanian official statistics quality is a permanent concern of the National Institute of Statistics, resulting from the organisational and functional framework of the National Statistical System. The implementation of principles stipulated in the European Statistics Code of Practice, as well as the observance of quality components of statistical activity are stipulated and regulated at EU level, representing “the letter of the law” guiding Romanian statistics as well, in view to continue the process of harmonisation with the European norms and standards.

The activities of implementing Total Quality Management (TQM) in the Romanian official statistics continued during 2011.

By joining TQM, the National Institute of Statistics assumed, as its core mission, the meeting of all statistical data users’ needs and wishes. However, the orientation towards users is not a sufficient condition for quality management. A statistical institute needs well defined strategies in view to meet the mentioned requirements.

In order to improve the quality in all the stages of statistical production process, NIS carried out several actions, such as: extension of electronic questionnaires for a series of statistical surveys; performing operations of checking and validation logical controls at county level; checking micro-data files, continuing the periodical consulting of statistical data users in view to ensure relevant information. During 2011, quality reports have been drawn up for statistical surveys on social area, living conditions, business area, and improvement of Business Statistical Register quality a.s.o.

The activities related to the implementation of total quality management were directed towards:

- Launching the process of drawing up quality reports for 17 statistical surveys, intended for statistical data users. In view to increase the transparency and the degree of users information, the activity launched by NIS in 2011 will continue during next years, by drawing up reports for the users on the statistical surveys for which standard quality reports are not required by Eurostat based on European regulations;
- Collecting information on the quality of statistical tools and statistical data; these are envisaging the collection of information on the difficulties faced by respondents when filling in the questionnaires. This aspect is finally leading to redesigning statistical questionnaires in view to improve the quality of collected data.

1.5 Dissemination of statistical information

In 2011, the dissemination process was carried out by observing the principles of statistical data transparency and confidentiality, in accordance with in force legal provisions on the organisation and functioning of official statistics in Romania and particularly with the European Statistics Code of Practice.

Though heterogeneous, the dissemination of statistical data as follow up top punctual data requests of clients was carried out under effectiveness and timeliness conditions. Thus, statistical data have been put at the disposal of central and local government institutions and of the other statistical data users from various fields (mass-media, education, research, natural persons, etc.), either free of charge or paid. The paid supply addressed domestic and foreign specialised clients, users of statistical information necessary for the development of business environment in the country or abroad.



- Direct relationships with statistical data users in 2011

During 2011, the relationships with the users were ensured as primordial activities within those meant to meet their data requirements, through the system of statistical publications issued by NIS, press releases and online and offline databases. Thus, in 2011 about 2500 requests were solved free of charge and 1988 with payment, out of which 200 addressing foreign users.

Beside these data requests addressed to the NIS either in written form or in electronic format, about 2400 phone calls asking for additional information on data and metadata availability, assistance for statistical information use and other requests have been solved.

The free consulting room „Anton Golopenția” within the NIS headquarters recorded a significant inflow of persons interested in obtaining updated statistical data and information (12 daily clients as average), amounting to 3000 visitors in 2011.

Another 3400 visitors of the NIS library are to be added, these being preponderantly students interested in the statistical publications in view to prepare their academic projects.

Mass-media manifested a particular interest in the statistical information both by subscriptions to quick data and information, based on which they received about 280 press releases issued by NIS during 2011, and by direct requests of information through the press office and other data dissemination facilities. Likewise, many meetings with written and audio-visual media were organised in relation with the two censuses organised by the NIS.

The structure of free of charge data requests by statistical fields and by main categories of clients in 2011 was the following:

Most requests statistical fields

Table no.1

Field	(%)
1. Consumer price indices	51.2
2. International trade	12.2
3. Population	8.8
4. Industry, construction	7.7
5. Population income, expenditure and consumption	5.7
6. Labour market	4.8
7. Tourism	3.8
8. National Accounts	3.7
9. CANE and CPSA	1.6
10. Other fields (health, education etc.)	0.5

Structure of data requests by user categories

Table no.2

User categories	Structure (%)
1. Law courts	33.8
2. Economic operators	24.6
3. Romania's Presidency and Government	9.3
4. Romanian Parliament (Senate, Chamber of Deputies and specialised commissions)	8.7
5. Universities, students and researchers	7.5
6. Prefectures, town halls and local councils	5.9
7. Trade unions, employer unions	4.0
8. Mass-media	3.0
9. Embassies and foreign economic representatives	2.5
10. Other type of clients	0.7

The activity of statistical products promotion consisted in editing and issuing leaflets, the catalogue of statistical publications and the schedule of press releases, the last two being also issued in web version.

The promotion of European statistical information is achieved based on the Eurostat grant „Community subsidies for user support on European statistics”, conducted based on Gentlemen's Agreement during October 1, 2010 – September 30, 2013, while the technical assistance for European statistical data users is ensured through the Assistance for the Dissemination of European Statistics Centre (ADSE) functioning within the NIS.

The Romanian ADSE - NIS is part of ESDS networks (European Statistical Data Support) of the EU Member States, and an NIS team is available anytime for providing guidance to European data users in view to identify the needed information. During 2011, 238 requests were solved through the ADSE Centre; the data requests were sent either by email, or via the online xtNetAssist application developed by Eurostat in the national languages of the Member States.



- **Electronic dissemination of statistical information**

The electronic dissemination via NIS website materialised in:

- Publishing on the website 280 press releases issued by NIS in Romanian language (225 of them also having an English version), statistical publications, territorial statistics, monthly and annual indicators, social, economic and financial indicators in SDDS format with the related metadata, in accordance with the IMF specific requirements;
- Updating Tempo-online databases, the Consumer Price Indices (CPI) and the Romanian Sustainable Development Indicators (IDDR);
- Editing the web pages in view to publish the press releases and the statistical publications schedule;
- Publishing the questionnaires of the statistical surveys carried out by NIS;
- Updating the information and/or creating new web pages for the sub-sites on Intrastat, the National Centre for Training in Statistics and the Romanian Statistical Journal;
- Publishing background information, laws, contests, projects, biddings, and other information of general interest.

In 2011, 238 statistical publications were issued in CD-Rom format; these have been also published on the NIS Intranet for the use of statistical system staff; the storage was done on the NIS server dedicated to archives.

The ADSE web pages were updated with about 200 press releases and 86 statistical publications taken over from the Eurostat website, as well as with other information.

The electronic poster installed at NIS headquarters entrance was permanently updated with statistical information for the public; the same was done for the public monitors within the NIS headquarters.

Mini-websites were dedicated to the General Agricultural Census, the international seminar on HLFS quality and the European Statistical System.

The management and maintenance of internet and intranet applications resulted in:

- improved design of internet and intranet sites, as well as of their functions, optimized applications on the NIS website and on those of the Regional Statistical Offices;
- daily management of Tempo-online database.

The traffic on NIS website revealed 882,624 visits achieved by 422,913 unique visitors. The number of accessed pages reached about 2 millions, pointing out the increasing interest in accessing online the statistical information.

Tempo-online database was accessed by 35,500 clients for 156,453 times (meaning that, as average, a visitor came back about 5 times over the year taking over various data), the number of visited pages reaching 1.5 million.



Top of origin countries for online databases clients, in 2011

Table no.3

No.	Country	No. of visits to Tempo-online and CPI pages
1	Romania	148476
2	United Kingdom	2172
3	Moldova	2166
4	Germany	1656
5	France	1035
6	Hungary	765
7	Spain	735
8	United States	675
9	Bulgaria	663
10	Austria	630
11	Poland	618
12	Belgium	576
13	Italy	543
14	Netherlands	204
15	Ukraine	198

The European cooperation in the field of dissemination consisted in the participation in *Sponsorship in communication* project, initiated and managed by Eurostat, by means of which 10 Member States were appointed members of the work group, among which NIS Romania.

The NIS Romania task materialised in drawing up, in collaboration with the colleagues from Bulgaria and Lithuania, the Guidelines for creating websites dedicated to statistics learning by pupils and students and to statistical culture formation.

• Geographical representation of statistical data

This activity consisted in the creation of over 150 cartogramms for NIS and Romania's Government internal publications, as well as for external users.

In view to prepare and to set up the geospatial databases resulting from the Pilot Census of May 2011 and of the proper Population and Housing Census of October 2011, allowing for the geographical representation of statistical indicators, major undertakings were conducted in collaboration with the Ministry of Administration and Interior (through ANCPPI) related to setting up all sectors at national level. At the end of Q1 2013, when publishing the PHC results, NIS will have a geospatial database at dwelling level.



- Improving and diversifying the publications supply

In 2011, the statistical publications issued by NIS benefitted of a special graphic conception, permanently envisaging their design, in accordance with the IT progresses, and making available for the interested public elegant and attractive publications, contributing to the improvement of NIS image both at national and international level.

However, this activity could only sustain major financial investments on equipment and software.

In 2011, 101 publications were issued and supplied to statistical data users, as follows:

Structure of statistical publications in 2011

Table no.4

Publication type	Number of titles
Reference papers and annual publications	80
Periodicals: total, of which:	21
- monthly	5
- quarterly	16
Total	101





The following actions were performed in 2011 in the process of statistical publications issuing:

- Preparation for printing and issuing, on paper and electronic format, the whole number of copies of the publications included in the activity programme, amounting to over 20 thousand publications on paper support and 21500 publications on electronic support (CDs);
- Drawing up covers with suggestive and attractive design;
- The illustration of publication covers and content was done with artistic photos created based on our own efforts, since the purchasing of copyright for pictures would have involved additional funds;
- The multiplication of statistical surveys tools, amounting to 12,200 reams of paper in A3 format;
- The make up of synthesis publications and periodicals, such as: *Romanian Statistical Yearbook*, *Romania in figures*, *Abstract on tourism*, *World Economy in figures*, *Romania's International Trade Yearbook*, *Prices Bulletin*, *International Trade Bulletin*, *Catalogue of publications*, *Activity Report* and others. The release of these papers under specialised software involved both the paper and the electronic support;
- Issuing, upon the request of certain statistical departments, additional publications: *Romania in the European Union*, *Social cost of Romanian labour force migration*;
- Issuing certain materials presenting the NIS activity results during press conferences;
- Designing logos, wallpapers, folders, notebooks, pocket books, badges, diplomas etc. for various national and international events with NIS participation;
- Assimilating and using in the daily activity new applications of Adobe package (Indesign, Adobe Illustrator, Adobe Acrobat).

1.6 European affairs

The NIS representatives have actively participated in all the four meetings of the European Statistical System Committee (ESSC) organised at the level of national institutes of statistics presidents held in February, May, October and November 2011.

The NIS experts continued to participate in the 43 meetings organised by the Ministry of Foreign Affairs and the Ministry of European Affairs, in view to prepare Romania's points of view for COREPER meetings.

The **Working group on reviewing Regulation no. 223/2009 and commitments on statistics reliability** functioned during 2011. Beside the mentioned working group, where an NIS representative has participated, Romanian statisticians participated in the 10 meetings of the working group "Statistics" of the European Union Council, held in Brussels, where the following proposals of legal acts have been discussed:

- ❖ proposal for a Regulation of the European Parliament and of the Council on the European System of Accounts ESA 2010;
- ❖ proposal for a Regulation of the European Parliament and of the Council regarding European statistics on permanent crops;
- ❖ proposal for a Regulation of the European Parliament and of the Council on statistical reports regarding road transport of goods (reformation);
- ❖ proposal for a Regulation of the European Parliament and of the Council on European statistics regarding the security against criminality and others.



In 2011, the NIS representatives participated in the **Sponsorship on Communication Group** organised by Eurostat. In this context, it is worth mentioning that NIS Romania and NIS Bulgaria have been appointed as co-chairs of a European project aiming at drawing up recommendations envisaging statistics accessibility for pupils, students and other user categories. The project was finalised in 2011 and its concrete results have been presented in the series of best practices inventoried by the „Coordinating Group of Statistical communication” (group led by Eurostat and INE/ Spain).

● International and regional cooperation

In the field of international cooperation, NIS has actively participated in a series of high level meetings where strategic issues of official statistics were subject to debates, such as:

- the 42nd plenary session of the UN Statistical Commission, held during February 22-25, 2011 in New York/USA;
 - the 59th plenary session of the European Statisticians Conference held in Geneva during June 14-16, 2011 (back-to-back with CSTAT). On this occasion, the NIS delegations have actively participated by presenting the national experience within the two workshops: "Organisation of data collection and sharing and management challenges for the implementation of ESDM tool (Exchange of Statistical Data and Metadata)" and "Human capital measurement".
 - the 97th Conference of Director General of the national statistical institutes (DGINS) held during September 26-27, 2011 in Wiesbaden / Germany, with two main topics:
 - Improving the European Statistical System functioning – quality management;
 - New conceptual approach of social statistics.
 - the 7th meeting of National Statistical Societies held in 2011 in Visegrad/Hungary.
- ## ● The Cooperation between the National Institute of Statistics and the OECD Statistical Committee

Since January 2010, Romania became permanent observer with the Statistical Committee (CSTAT) by decision of the OECD Council, attending the CSTAT meetings of 2010 and 2011.

The National Institute of Statistics (NIS) paid its financial contribution as permanent observer of 10 100 Euros for 2010 and of 10 300 Euros for 2011.

Activities in 2011

a) Participations in OECD meetings

- Attend (the President of NIS) the 8th meeting of the OECD Statistical Committee (CSTAT) that took place in the period June 16-17 2011, in Geneva. At this meeting, the NIS, in its quality of permanent observer, took place in the CSTAT debates on the following main topics:
 - Review of global relations of CSTAT and consolidate the cooperation strategy with various countries,
 - Present problems in the field of National Accounts and of International Trade Statistics,
 - "Green" Growth Indicators,
 - New tools for the improvement of dissemination in statistics,
 - Statistical measurement of the welfare progress,
 - Data on health and health accounts system.
- Attend annual meetings of the working group on national accounts (discuss special issues related to the review of the national accounts system).





b) Participations in projects organised by OECD

➤ The Account of Human Capital

NIS took part in this project with a financial contribution of 2 000 Euros. The Partners Consortium on the development of the Accounts of Human Capital consists of 15 OECD member states, Romania and 2 international organisations (Eurostat and ILO). The project, carried on during the period 2009-2011, closed up by elaborating a harmonized methodology at international level on human capital.

➤ Work Group on Time Use Survey

The Work Group intends to prepare guidelines and the compilation of the best practices for the improvement of the outcomes comparability of the Time use Survey at international level.

The work group's activity has been going on since 2010 and will continue until the end of 2012.

This work group consists of 12 countries, Romania and Eurostat included.

➤ Work Group on Welfare, Consumption and Income statistics

The work group consists of 17 states, Romania included, and its objective is to write 2 guides (Guide of international standards on welfare statistics at household level and the General Framework for measuring the income, consumption and welfare at micro level) which will define the standards on measuring the income, consumption and welfare.

The Work Group has been activating since the end of 2010 and will continue until June-July 2012.

c) Participations in the elaboration of some reports and studies organized by OECD


- Starting with 2 000, NIS collects and disseminates educational statistics by common UNESCO-OECD-Eurostat methodology (comparable data on the educational system, the progress of education and types of resources allotted to education)
- NIS has made yearly studies on health accounts that meet the common recommendations of OECD, Eurostat and WHO. At the same time, NIS conveys statistical data and information for the standardized questionnaire on financial metadata and data in the health field, harmonized at European level.

• Bilateral cooperation

Year 2011 distinguishes especially by the increase in number of the cooperation practical actions on two relations, with the National Institute of Statistics of Bulgaria and the National Bureau of Statistics of Moldova, respectively.

Thus, during April 7 to 9, 2011, there was an official mission to Veliko Trnovo/ Bulgaria, headed by the President of NIS/ Romania, within the bilateral cooperation between NIS/Romania and NIS/Bulgaria. The mission had the following two main objectives:

- Discuss the problems related to the Population and Housing Census, a most important action carried out in both countries in 2011 in the context of the regulations of the EU and of the European Statisticians Conferences,
- Discuss the methodology for achieving the statistics on migration and the critical problems the official statistics of both countries face and identify possible common solving solutions;
- Discuss the progress registered by both statistical institutes regarding the activities of the Work Group "Sponsorship in communication" established under aegis of Eurostat. In this context, NIS/Romania and NIS/Bulgaria had in mind and succeeded in achieving together the development of a set of recommendations for the operation of a school-web-site meant for learning statistics.



In 2011, NIS continued to technically assist the National Bureau of Statistics of the Republic of Moldova on issues such as: the Population and Housing Census, the General Agricultural Census, the survey on the reconciliation between the professional and family life, the survey on short-term economic indicators (UNICA), the issues on the information technology in statistics, the statistical training and education, etc.

- **Participations of NIS to seminars, work groups, international conferences**

In 2011, the employees of NIS took part in over 170 activities, such as seminars, work groups, conferences, training courses, etc.

The participation in these courses is a core source of information, allowing for the permanent contact of NIS experts with novelties, changes and progresses in the mentioned statistical fields.

A novelty in 2011 was the short-term stages on international cooperation and management of European projects for which NIS/ Romania was the host for the colleagues from Albania (February 21 – July 22, 2011) and Kosovo (September 5 – December 22, 2011).

- **Draw up of external non-refundable community funds by NIS**

After NIS closed up, in 2010, its pre-accession implementation programmes Phare-type (National, multi-beneficiary) of which the Romanian official statistics benefited along the time. In 2011, related to the management of external non-refundable community funds, NIS intends to take two major actions:

- Follow the sustainability of outcomes derived from the carrying out of the Phare National programmes (after 1990, programmes in total value of 32.5 million Euros that created the premises for the modernization of statistical processes) and of the Phare Multi-Beneficiary programmes (after the implementation of six programmes of horizontal assistance in the Romanian official statistics).
- Place NIS among the institutions that benefited, within the facilities and post-accession funds, of important sources, pointing out to an absorbing capacity of over 90% of the allotted funds.

Thus, it is worth mentioning that, during 2011, 33 community grants were carried out (in value of over 9 mil Euros), 16 community grants were closed up and 19 other contracts, signed during 2011, obtained external non-refundable financing.



The same category of post-accession funds includes the large-scale structural funds-type project, which means 25.4 million lei non-refundable funds, drawn up through the European Fund of Regional Development, in the Economic Competitiveness Growth Sector Operational Programme, axis 3 – “The Information and Communications Technology for public and private sectors”, by creating a “Web portal for online taking over of statistical data”. The project closed up at the end of 2010, but the sustainability of the results obtained after the project implementation was strictly followed up during 2011.

In the autumn of 2011, the National Institute of Statistics hosted the International Seminar on the implementation of the recommendations regarding the quality improvement of the Labour Force Survey. During the seminar, and ongoing activities or planned to improve the quality of the survey have been presented. The seminar debates focused on the following issues: change the method of collecting on paper questionnaire to that assisted by the computer, the coherence between the outcomes of the labour force survey and other data sources, the use of the administrative data, the outcomes timeliness and metadata for users.



- **International statistics**

In 2011, beside the traditional publications of international statistics (World Economy in Figures, the International Statistics chapter from The Statistical Yearbook of Romania), the leaflet “Romania in the European Union” was also published.



1.7 Statistical infrastructure - information technology

All the statistical activity, statistical information and data production is not possible within a statistical institute without the support of the information technology and without an efficient IT architecture.

The development of the activity of information technology in the National Statistical System has materialized in the following:

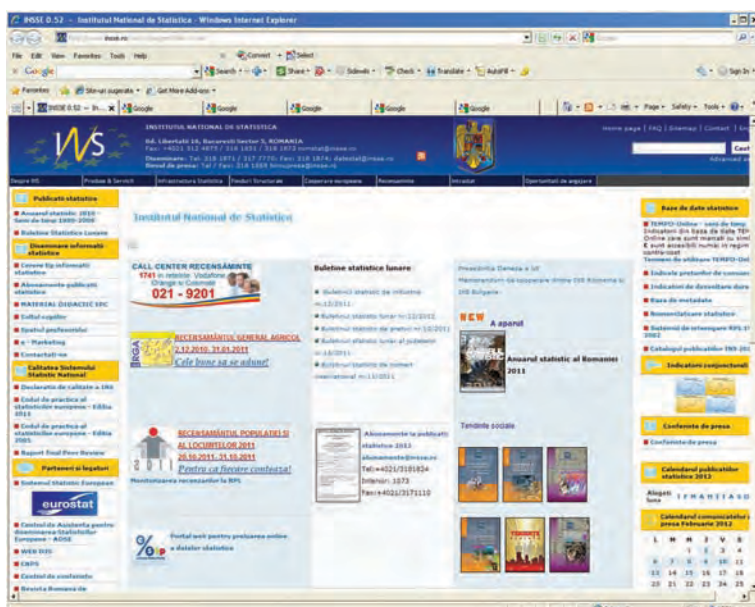
- ❖ The IT infrastructure of the information system has been developed and improved in order to bring into effect the official statistics in Romania, which support statistical works and research of NIS in terms of higher quality and efficiency. By managing the information system in NIS, numerous activities have been carried out in accordance with the information system of the public administration.
- ❖ The activities of large volume printing and of transmission/receiving of files with statistical data and applications to/from the County and the Regional Statistical Offices have continued.
- ❖ The implementation of render virtual servers, started in 2009, has continued in the headquarters. At present, there are 6 render virtual servers in the institute, connected to two high-capacity storage equipments that were enlarged during 2011. On these render virtual servers there are 50 virtual servers in operation now.
- ❖ Provide operational technical conditions for the web applications with very high traffic, such as: <http://www.intrastat.ro>, the main site of NIS, <http://www.insse.ro>, as well as the portal site <http://e-SOP.insse.ro>. Generally, their availability was appreciated at 95%, the arisen problems being fixed in the shortest time possible;
- ❖ Provide IT technical assistance for the malfunctions announced by the County/Regional Statistical Offices as well as within the NIS headquarters in order to ensure the best condition possible for their activity;
- ❖ Provide the transmission to Eurostat, through eDAMIS (eWA-application + eWP-portal) system of statistical data according to the deadlines. At the same time, NIS has also provided technical assistance for the new way of transmitting data to Eurostat through portal with the help of Web forms (eWF). Thus, out of all the EU member states, Romania registered, at the end of 2011, one of the highest coverage percentage of the single point of data collection at Eurostat and occupies **the first place** together with two other EU statistical institutes, with a percentage of 93%, the EU average being 83%;
- ❖ NIS has defined the technical norms necessary for the best operation of the computer networks Extranet, LAN and WAN of NIS and of the entire calculation equipment of NIS (servers, work stations, peripheral equipments, infrastructure and network components);
- ❖ The technical assistance for the calculation equipments and conference equipments (audio and video), used for scientific seminars, training courses organised by CNPS, territorial conferences and meetings and for those organised within NIS, has become permanent;
- ❖ NIS has implemented the operation of the Microsoft Exchange e-mail system and the Internet connexions for the entire statistical system. Over the year, there were no major problems beside those caused by longer electricity failures. All these problems have been solved in the shortest time possible, so that to avoid malfunctions in the activity of the institution;
- ❖ The support for the centralized antivirus solution (Kaspersky) has been provided in the entire IT statistical system;
- ❖ The IT support in the purchase, installation, configuration and implementation of the software and hardware components, necessary for achieving the data processing system for the 2011 Population and Housing Census;

- ❖ Equipments for the acceleration of applications and optimizing the traffic have been installed and configured in NIS and in the County/Regional Statistical Offices that caused, at the end of 2011, a decrease of 60% in the data traffic in the WAN network of NIS;
- ❖ Together with the Special Transmission Service (STS), the technical assistance for the optimum operation of the Call Centre for the General Agricultural Census and the Population and Housing Census has been provided. For 2012, financial resources have to be identified in order to ensure the operation of the Call Centre for the current activity of NIS;
- ❖ "The project for the rehabilitation of the weak currents network for IT and communication equipments" has been updated, funds for its achievement following to be allotted in 2012.

Completed at the end of 2010, the project "Portal Web for the online taking over of statistical data, generically called eSOP (e-Survey Online Portal) has been extended in the activity of online taking over of statistical data directly from the statistical data providers. Consequently, in 2011, 36 statistical surveys launched make use of this IT solution. For a number of 591,488 economic agents, for who 420,854 email addresses have been identified (representing 71.15 %), 76,588 economic agents have reported data online, using the eSOP IT solution, that is a number of 12.95 % of the economic agents in the samples or 18.19 % of the economic agents for whom the email addresses have been identified.

The eSOP IT solution grants security and confidentiality of data by implementing the technologies of centralized statistical data collection. It also generates cost reduction due to the gradual giving up of paper. Nevertheless, one can still see the poor commitment, rejection even, of a lot of economic agents, from local public administration, too, as to the use of the new IT technologies and the implementation of the best practices on the IT market. The reason for rejecting the solution proposed by NIS is mainly the result of the following:

- Economic agents lack sufficiently specialized personnel to use IT applications Web type; even the reporting units in education lack personnel trained to use the computer and the Internet;
- Town halls, especially in the rural area, lack personnel specialized in IT;
- The difference in technical endowment between various economic agents as to the performance of computers and the Internet connexions;
- The online reporting is not compulsory in the existing legislation, the economic agents continuing to report on paper.



1.8 Human resources

Ensure a sustainable basis for the development of the statistical system implies the existence of adequate human resources, both in terms of number, and especially in terms of quality.

❖ The structure of the NIS personnel

In 2011, NIS operated under G.D. 957/2005 on the organization and activity of NIS republished, with further amendments. Thus, the maximum number of positions is 2159, out of which 707 in the headquarters and 1452 in the statistical territorial units.

Out of the maximum number of posts of 2159, 1745 are actually occupied positions and 414 are vacant and temporally vacant positions.

The situation of positions in 2011 ^{*)}		Table no.5	
	Maximum no. of positions	No. of occupied positions	No. of vacant positions
NIS – headquarters	707	467	240
TSO	1452	1278	174
TOTAL	2159	1745	414

^{*)} the additional contractual personnel employed for carrying out the Population and Housing Census, as well as that for the 2010 General Agricultural Census, excluded.

In the institute, 96% of the employees are civil servants and about 4% are persons employed with work contract.

In 2011, within the National Institute of Statistics, according to G.D. no. 1502/2009 on the organization and carrying out of the Population and Housing Census, the Technical Secretariat of the Central Commission for the Population and Housing Census was set up.

The National Institute of Statistics received 821 contractual positions on a determinate period of time basis for the preparation and organization activities, data collection and processing and publishing the results of the census, as follows:

- 33 positions within own staff of the National Institute of Statistics;
- 788 positions for the statistical territorial units, out of which 500 employees for data processing.

During 2011, official statistics hired 28 employees by transfer and 83 persons left the system.

Situation of hires and leaves in/from NIS in 2011

		Table no.6
	Hires (by transfer)	Leaves
Headquarters:	4	21
TSO:	24	62
Total	28	83

The National Institute of Statistics operates at emergency level, 414 positions being vacant or temporarily vacant at present, representing 19% of the approved number of employees.

The report of the dialogue mission on excessive deficit procedure of the delegation EDP EUROSTAT, that visited the National Institute of Statistics during the period 11-13.07.2011, mentioned the fact that Eurostat backs up the proposals and plans of the NIS to allot substantial resources as to the number of employees and recommended the Romanian Government to support these proposals. The shortage of resources led to reserved points of view as to the data quality reported to EDP by Romania.

The undertakings of NIS materialized in two memoranda, one already approved for occupying 10 vacant positions, the second being in the process of approval for occupying 27 vacant positions.

The personnel structure is inappropriate, the number of employees, according to seniority, is especially at ends: 3.8% under 5-year seniority and 76.5% over 15 years, a respectively. This situation creates problems for both the mobility necessary to supply a temporarily sector deficit of personnel and the implementation of new collection and dissemination instruments of official statistical data.

Structure of NIS staff by seniority

Table no.7

	TOTAL	Seniority		
		Under 5 years	5 – 15 years	Over 15 years
NIS – total	1745	67	343	1335
of which:				
- headquarters	467	47	121	299
- territorial statistical offices	1278	20	222	1036

The high professional level of the personnel (Ph.D., Ph.D. candidates, master graduates and/or post academic studies) grants a qualitative implementation of the mentor programme for the development of the knowledge and competences of the young personnel, for the continuous conformation of the National Statistical System to the requests of the European Statistical System.

Structure of NIS staff by educational level

Table no.8

	Headquarters	TSO
Tertiary education	425	1031
of which:		
Post academic studies	122	260
Master	38	113
Doctorate	15	4
Upper secondary education	42	247
TOTAL	467	1278



Young personnel aged less than 30 years represents 5%.

The aged personnel has a great degree of immobility (especially in the counties where the field work prevails), shows less openness to the new, accepts changes with difficulty and its training is more laborious.

Structure of NIS staff by age group

Table no.9

Age group	Headquarters	TSO
≤ 30 years	48	40
31-45 years	214	528
46-55 years	124	470
≥ 56 years	81	240
Total	467	1278

❖ Remuneration of the personnel

In 2011, the remuneration and re-employment of the personnel took place in accordance with the Law – framework no. 284/2010 regarding the unitary remuneration of the personnel paid from public funds, with the Law no. 285/2010 regarding the remuneration of the personnel paid from public funds in 2011 and with the MMFPS and MFP Order regarding the approval of the methodological norms for the application of the provisions of Law no. 285/2010.

The higher wages on the labour market, compared to those paid by the National Institute of Statistics, hinder the process of attracting and maintaining the qualified personnel.

The remuneration is not tempting at all, since the average wage of 2,068 lei is one of the lowest wages in the public institutions. For the young employees, the amount is half the average wage, hence their low number.

❖ Vocational training and professional competence

In 2011, the priority of NIS was to grant professional training as a continuous education for its personnel in order to face actual and future challenges and that was achieved by implementing the Annual programme of professional training.

In 2011, from the National Institute of Statistics – the headquarters – and from the statistical territorial units, 1602 public servants attended and graduated 96 training programmes organized with the help of CNPS, ANFP, MAE and other providers of professional training.

In 2011, the number of employees attending training programmes related to the entire number of employees was 91% compared to 63% in 2010.



Vocational training programmes

Table no.10

	2010		2011	
	No. of vocational training programmes	No. of participants	No. of vocational training programmes	No. of participants
TSO	53	1140	64	1300
Headquarters	9	164	34	302
Total	62	1304	98	1602



Also in 2011, out of the total number of public servants trained within the headquarters of NIS, 44% benefited by free professional trainings organized within three projects implemented by ANFP and MAE:

1. The project "European standards for using the Information Technology in the Public administration –National Programme for the certification of public servants", carried out through ANFP, helped 131 public servants from headquarters and U.T.S. to obtain the European Computer Driving Licence (ECDL) according to standards.
2. The Programme of the Francophone International Organisation „French in the EU“, implemented through „The Multiannual Plan of training Romanian public servants in French“, supported NIS to continue, within the project, its collaboration with MAE and IFR started in 2007.
3. ANFP also carried out the project "The implementation in e-learning system of training programmes in public administration for the support of the development of the informational society".

At the same time, 12 public servants from the National Institute of Statistics – headquarters – attended international lectures and seminars organized by Eurostat.

1.9 Budgetary resources

The financing of the activities of the National Institute of Statistics and of the territorial units has been from the state budget funds, from own income and from non-refundable external funds granted by the European Union through the Transition facility and various GRANTS for which the National Institute of Statistics applied in 2011 or were ongoing since 2010.

In terms of budget austerity for 2011, by rationalization and determining the priorities regarding the expenditure, the National Institute of Statistics succeeded to cover the necessary costs in order to carry out the 2011 Annual National Statistical Programme and of all statistical surveys planned for 2011, respectively.

At the same time, the financing of the actions of the National Institute of Statistics for the 2010 General Agricultural Census was provided, the costs paid being 7,358 thousand lei from the budget and 5,112 thousand lei from non-refundable external funds, as well as for the 2011 Population and Housing Census whose costs amounted to 36,324 thousand lei.

In 2011, the National Institute of Statistics and the Statistical Territorial Units had an income of 758 thousand lei from external and domestic beneficiaries due to the sale of statistical data and publications through the „Dissemination activity of Romanian statistical information“.

Compared to the income of 758 thousand lei, obtained from the activity financed from own income, „The dissemination of the Romanian statistical information“, respectively, the expenditure was of 663 thousand lei.

As to the financing from non-refundable external funds, in 2011, the projects Transition facility and a number of about 49 independent grants were carried out, incurred by the National Institute of Statistics under Law no. 226/2009 on the organization and operation of official statistics in Romania.

Annex no 2 shows the expenditure from the state budget, non-refundable external funds and own income for 2011, as compared to 2010.

1.10 National centre for the training in statistics



According to the objectives of the GD no. 295/2003, The National Centre for the Training in Statistics (CNPS), subordinated to NIS, a public institution with legal status, financed entirely from own revenue, provided, in 2011, continuous training for the personnel in the official statistics departments. It also provided the development of research projects from the national programme PN II, projects financed by the European Structural Funds, a project financed by the European Commission from FP7 funds, as well as technical assistance for the official statistics of the following countries: Serbia, Macedonia, Montenegro and Kosovo.

• Activity of vocational training

The programme for vocational training, designed for 2011, has been structured by four categories of courses:

1. Courses for the public servants from NIS and the public administration;
2. Courses for the public servants from the statistical territorial offices;
3. Courses for statisticians from other public institutions: ADR Brăila, etc;
4. Courses for the companies and the public at large "The development of the statistical culture through one-day lectures".

Statistically, the table below shows the achievement of these courses: Table no.11

Source of financing	Type of course	No. of courses	No. of participants
Budget of NIS	Courses for the public servants from NIS	9	106
Budget of NIS	Courses for the public servants from DRS/DJS	62	1260
Budget of NIS	Training course "Population and Housing Census 2011"	1017	120000
With pay	Courses for the companies and the public at large (Intrastat)	10	135
With pay	Course within the project "Web portal for the online take over of statistical data"	3	45



The programmes for professional development have been based on the offer of CNPS, improved by the proposals of the departments in the headquarters and in the statistical territorial units. The subject matter has included the methodologies used in the community statistics, the Code of good practice of the European statistics, the quality measurement and assessment of statistical data, the domestic audit and communication, the applied IT in statistics, the statistical analysis – regression and correlation functions, statistical data bases, business statistics and macroeconomic statistics.

Thanks to the above mentioned courses, the following objectives have been attained:

- The harmonization of national statistics with the most recent requirements of the European Statistical System;
- The support for the quality and performance of the statistical products and processes;
- The consolidation of the coordinating and support role of NIS and the improvement of the professional competences of the personnel in the national statistical system;

• Achievement of the scientific research projects

In February 2008, the National Centre for Training in Statistics applied to the Advisory Board for Research, Development and Innovation, by handing in its Auto-assessment Report, for the certification of its capacity to carry out activities of scientific research.

The National Agency for Scientific Research and Innovation, by Decision no. 9725/25.08.2008, certifies the National Centre for Training in Statistics to carry out the activity of research.

Consequently, in 2008, the National Centre for Training in Statistics signed for the collaboration to 14 Research projects within the National Programme PN II, projects concluded in 2011.

At the same time, in 2011, CNPS was partner in Projects of technical assistance for national statistical offices of other countries (Macedonia, Serbia, Montenegro, and Kosovo).

As partner, CNPS engaged in new projects and continued its activity with older research projects, using structural funds.

Situația proiectelor dezvoltate de CNPS

Table no.12

No.	Contracting institution	Name of project	Stage of project
1.	The National Union Bloc	The office for studying the labour market and the quality of jobs	Won and in execution since 2010
2.	IRECSON S.A.	The System of Statistical Indicators on the social and economic development of Romania-Bulgaria cross-border area	Won and in execution since April 2011
3.	The Ministry of Education, Research, Youth and Sports	The correlation management between the education system and the labour market	Won and in execution since March 2011
4.	The Trust Company for the Development of the Economic Civil Society	Promoting the social economy in Romania through research, education and professional training at European standards -PROMETEUS	Won and in execution since September 2010
5.	The Academy of Economic Studies	Modern practice systems for facilitating the access on the labour market for the future experts in statistics and economic IT or economic forecast	Won and in execution since August 2010

As partner, CNPS engaged in the project Data without Boundaries (DwB) financed by the European Commission – programme FP7, since May 2011.

- **Personnel**

The list of jobs includes 21 positions out of which 5 are occupied, one suspended for child raise.

Temporarily hired experts from NIS or professors from universities carry out the research and training activities.

In 2011, the average number of CNPS employees was 33 persons.

- **Budget 2011**

- Budgetary execution in 2011:**

- Available 01.01.2011: 380 970 lei (the pre-financing account from the Treasury excluded)
 - Available 01.01.2011: 462 362 lei (in the pre-financing account from the Treasury)
 - Available 31.12.2011: 1 092 812 lei (the pre-financing account from the Treasury excluded)
 - Available 31.12.2011: 56 279 lei (in the pre-financing account from the Treasury)

Turnover**Lei**

2006	2007	2008	2009	2010	2011
808 347	1 072 868	1 715 753	1 420 055	2 099 556	3 775 805


NIS - Activity report 2011

2. Statistical works of national importance: The 2010 General Agricultural Census and the 2011 Population and Housing Census

2.1 General Agricultural Census

The General Agricultural Census - 2010 was performed in Romania for the second time as a statistical activity of national importance. The preparation works started as early as 2008. They were based on the following legal documents: Regulation (EC) no. 1166/2008 of the European Parliament and Council regarding the structural surveys in agriculture and the survey on the methods of agricultural production, Law no. 153/2008 regarding the carrying out of the general agricultural census in Romania and the Government Decision no. 1370/2009 regarding the organization and carrying out of the general agricultural census in Romania, further amended.

Let us point out that the 2010 General Agricultural Census benefited by financial support from the European Commission in value of 4 million Euros. *The national contribution* of 95.6 million lei, for the years 2010, 2011, 2012, sums included in the budget of NIS (around 27%), in the budget of the Ministry of Agriculture and Rural Development (around 66%) and in that of the Ministry of Administration and Interior (around 7%) added up to that amount.



Aside from the condition assumed by Romania as a member state of the European Union to observe the European legislation in the field of agricultural statistics, the General Agricultural Census in Romania, which will be completed in 2012, provides:

- The obtaining of statistical data comparable at international level, all-important for the participation of Romania to the Common Agricultural Policy;
- The substantiation of measures for the elaboration of the National Plan for Development and of other programmes that mainly regards the agriculture and the rural development;
- The consolidation of the agricultural statistical system by obtaining new data and information on agricultural holdings and the their structural characteristics;
- The updating of the Statistical Register of the Agricultural Holdings (REXA), sampling base necessary for carrying out the current statistical surveys in the field of agriculture;
- The supply of data and information necessary for the development of the Network of Agricultural Accounting Information (RICA);
- The supply of comparable data on agricultural activities, at geographical level, which cover the entire territory according to the requests of the European legislation;
- The dissemination of final results at national level through a press release and publications (5 volumes - 1 with data at national level and 4 with data on macro regions, development regions and counties), as well as to Eurostat through the file „Eurofarm”, accompanied by a national report of metadata;
- The setting up of the typology and economical dimension of the agricultural holdings based on the data of the General Agricultural Census and of the factors of the 2007 Standard Production, calculated by the Network of Agricultural Accounting Information.

2.2 2011 Population And Housing Census

The preparation actions of the **Population and Housing Census** started with the enactment of the Government Ordinance no. 36/2007 on the performing of the Population and Housing census in Romania in 2011, further amended, especially as to provide optimum conditions for data collection that took place during the period October 21- 30, 2011.

The Central Commission for the Population and Housing Census and the main responsible institutions, i.e. the National Institute of Statistics and the Ministry of Administration and Interior, carried out a series of preparation activities as to the legislative and budgetary planning initiative, the organisational and methodology activities, the activities of promotion and communication with mass-media and so on. The preparation activities carried out during 2011, materialized in the following actions:

- Design the methodological tools of RPL (forms, manuals, guides, classifications and nomenclatures, training support, etc.);
- Start the activity of the county, municipal, town and commune commissions;
- Dissociate the responsibilities of the local and central public administration authorities as to the organisation and the carrying out of the census;
- Provide the material conditions necessary to perform the census (rental of places, endowment with equipment, print and distribute the census tools in the territory);
- Provide the IT solutions for data input and validation;
- Draw in and train the census personnel;
- Promote the census.



The data collection, as a final process of extreme importance among the activities of 2011, took place in about 105 thousand census sectors, representing the crucial stage in perform the census in optimal conditions. Although some inherent restrictions and impediments, such as the short period of time allotted, the reticence of some persons about answering the questions and the necessity to draw in and replace a significant number of census operators who had given up to participate, the data collection was successfully completed according to the initial organisational programme.

The collecting of the whole volume of forms and other printed matter, their summarization at the County Technical Secretariats, the integrity examination and the elaboration of the centralization forms were the last activities carried out in 2011, the rest of the activities will be carried out according to the schedule in the period 2012 - 2014.

Aside from the traditional specific subject of the Population and Housing Census, the current round has been thematically enriched with new aspects, directly derived from the governmental programme and the preoccupation of central and local authorities of the public administration, such as the external migration, temporary and definitive, the continuous professional training of the population, the unemployment level, aspects of the social life - education, health, starting from the individual environment towards the ambient one of the household and human communities by various structures and profiles, as to the geographical aspect and the territorial and administrative classifications of professions and other.

European legislation:

The design activities for the tools of the RPL have been preceded by the study and learning of the EU regulations and the recommendations of the United Nations Organisation regarding the population censuses, but also those regarding the migration phenomenon. The subsequent activities, of processing the census results, shall also observe the European legislation.

Consequently, RPL 2011 observed/shall observe the provisions of the following European normative documents:

- Regulation (EC) no. 763/2008 of the European Parliament and Council of July 9, 2008 on the Population and Housing Census;
- Regulation (EC) no. 519/2010 of the Commission of June 16, 2010 on the taking up of the statistical data and metadata programme regarding the Population and Housing Census provided by Regulation (EC) no. 763/2008 of the European Parliament and Council;
- Regulation (EC) no. 1151/2010 of the Commission for the implementation of Regulation no. 763/2008 of the European Parliament and Council regarding the Population and Housing Census, on the forms and structure of the quality reports and on the technical format for data transmission.

The expected results of the census can provide an exceptionally valuable data base available for the Government, the local and central administration and for other bodies involved in formulating scenarios, strategies and policies in the field of population. They provide a solid basis for the measures to be taken for reducing the demographic decline and resume the process of increasing the population number and of recovering its structure by age, of increasing the educational degree and level of the population and last but not least of diminishing the impact of the phenomenon of major risk regarding the dimension and dynamics of the external migration process.



From the point of view of statistics and a coherent integrated record system of the vital and migratory statistics of the population, the 2011 Population and Housing Census, particularly important due to its objectives, also represents a source of information and a useful tool for certain future actions, such as:

- Develop indicators calculated based on data included in the statistical records that will lead to the decrease of the response burden;
- Fully evaluate the external migration in the following intra censuses period;
- Develop the geo-spatial data base;
- Evaluate certain indicators in the social field at locality level, impossible in case of sample surveys because of the sample volumes on which they are performed;
- Set up the sample base of NIS, necessary for selecting the samples on which the sample surveys will be performed in the population households.



According to the legal provisions on the census, the National Institute of Statistics had responsibilities regarding the methodological and technical aspects. Consequently, the following activities have taken place:

- Sign protocols with DEPABD and ANCPI regarding the organization actions of RPL;
- Sign service procurement contracts for activities of geo-spatial sector division, for printing and distribution of census tools, for census promotion, for the IT application necessary for data input and validation and for producing control tables and for the computing technology;
- Elaborate matter necessary for the proper functioning of the Central Commission for the Population and Housing Census;
- Achieve in due time procedures to solve various aspects emerged before and during data collection for RPL (take the census of the persons living abroad, the procedure of self taking the census, the procedure of sector sub-division, the procedure of taking the census of the homeless persons, etc.);
- Collaborate with various institutions and organisations in order to provide the support necessary for the proper performing of the activities of RPL. Thus, out of the many public institutions and organisations NIS collaborated with, let us mention the following:
 - The Interethnic Relations Department within the Government of Romania,
 - The State Secretariat for Cults within the Ministry of Culture and Cults;
 - The Romanian Academy;
 - The National bank of Romania;
 - The National Agency for Roms;
 - The Romanian Patriarchate;
 - The non-governmental organisation "Casa Ioana";
 - The organisation "Save the Children!"

The **methodological** activities carried out:

- Assimilate the European legislation regarding the population censuses;
- Design the census tools (forms, manuals, guides, classifications and nomenclatures, training support, methodological bulletins, etc.);
- Elaborate the logical conditions for the control data;
- Elaborate the table layouts for presenting the results.

The effective performance of the census meant getting through certain preparation stages of the tools necessary for data collection, for testing the envisaged solutions to be used, for the proper collection of census data and for design and implement a tool to check the correctness of the carrying out of the census (The Check up Survey of RPL).

The following have been the main stages and the main activities carried out by NIS with the participation of the Central Technical Secretariat and the County Technical Secretariats:

- **Test Census:**
 - Select the localities in which the test RPL took place;
 - Design the tools for the test census;
 - Print and distribute the tools for the test census;
 - Train the census operators who did the interviews for the test census;
 - The actual carrying out of the test census;
 - Hand the tools of the test census over to the technical secretariats of the counties and the sectors of Bucharest Municipality;
 - Analyse the results of the test census;
 - Elaborate the Report on the test census.

- **Actual Census:**

- Redesign the census tools following the analysis of the conclusions of the test census;
- Hand the census tools and the distribution plan over in the territory;
- Determine destinations and printing number of census tools;
- Print the census tools;
- Settle, together with the Local Technical Secretariats, the sector dividing actions;
- Daily follow the rhythm of registration and events in the field;
- Distribute and draw up of the reception PV of the census tools;
- Design the manuals and tools for the training of the census personnel;
- Print the tools for the training of the census personnel;
- Distribute and draw up of the reception PV of the census tools for the training of the census personnel;
- Fill in the census forms with information;
- Fill in the centralizers that include preliminary and provisional results;
- Draw up the delivery PV of the census tools.

- **Select and train the census personnel:**

- Prepare the locations for the training;
- Identify the number of necessary census operators and divide them by UATs;
- Perform the training sessions and select the census personnel;
- Distribute the personnel by census units;
- Hand the census tools over to the Local Commissions of RPL.

- **Promote the census:**

- Determine the campaign concept and the visual identity;
- Make the materials necessary for the media campaign;
- Make the promotion materials in Hungarian and in the languages of the minorities represented in Parliament ;
- Design and upload the website www.recensamantromania.ro;
- Distribution of media materials locally and nationally;
- Make the identification items for the census operators and distribute them.

- **The Check up Survey:**

- Design the tools for the Check up Survey;
- Select the sample (designate the sectors) of the Check up Survey;
- Print the tools and distribute them in the territory;
- Organise the personnel training of the Check up Survey;
- Perform the Check up Survey (collect data in the field);
- Hand the tools of the Check up Survey over to Technical Secretariats of the counties and the sectors of Bucharest Municipality.



3. Improving the activities

Annual National Statistical Programme - 2011

In a comprehensive approach, the statistical production process includes the activities of methodological design, research and development, the proper production of statistical data and the dissemination of statistical products and services.

The production of statistical data and information continued to represent in 2011 the core set of NIS activities, incorporating various production processes entailing the majority of human, material and financial available resources.

The statistical production was preponderantly determined by the statistical data requests. The reflection of information requirements resulted from a long lasting consulting process involving the official statistics producers and their users and the result of these consultations was included in the Annual National Statistical Programme 2011, which offered the legal basis for the requests addressing data providers – enterprises, households and individuals, public and private organisations. The Annual National Statistical Programme represented the support for necessary resources allotment, particularly in terms of financing the statistical activities.

The programme gathered in a comprehensive and coherent whole the basic statistical works, oriented towards meeting the needs of all user categories with as complete and qualitative statistical data and information as possible. By its structure, the Annual National Statistical Programme for 2011 pointed out the statistical surveys, papers, studies and publications by well defined fields, as well as other operations necessary for effectively producing high quality statistical data, such as: drawing up classifications and nomenclatures of general use, development and management of statistical registers, management of sampling bases, management of databases and metadata bases.

3.1 Statistical standardization

The statistical infrastructure, at large, represents the whole of tools and knowledge contributing to obtaining reliable statistical data. The tools of statistical standardisation represent a core component of the statistical infrastructure, such as: statistical classifications, statistical registers, special sampling bases used for the selection of statistical surveys samples, as well as the meta-information system.

3.1.1 Sampling bases

Statistical registers represent the tool for integrated and update registration, in electronic format, of the various statistical entities subject to statistical surveys. They are the basis for setting up the sampling bases necessary for taking over representative samples and the source for specialised statistics. The National Institute of Statistics maintain and develops the Business Statistical Register (REGIS) and the Agricultural Holdings Register (REXA).



➤ Business Statistical Register (REGIS)

The register provides the infrastructure necessary for all the business statistical surveys and the main objective was to update in time, based on administrative sources, all the information for relevant statistical qualitative data, harmonized with European Union statistical norms and standards.

In 2011 the Business Statistical Register represented the source for new statistical information:

- European Register of Enterprises Groups: updating based on sending the microdata to Eurostat regarding enterprises from Romania, which belong to European groups of enterprises;
- Portal Web – taking over the statistical data from observation units – assuring the infrastructure: providing the lists of reporting units, loading the working classifications and nomenclatures.

In 2011, NIS experts took part in the inter-institutional working technical group created for the analysis of methodological aspects and the identification of the possibilities standardizing the coverage of statistical indicator „number of employees”, so that the same statistical data could be disseminated. The participation in this working group gave the possibility to take over and use for statistical purposes the administrative data regarding labour force in Romania.

➤ Agricultural Holdings Register (REXA)

The Agricultural Holdings Register used for building up the samples for statistical surveys in the field of agriculture was updated in 2011 based on the information obtained from current statistical surveys on crop and animal production.

After the finalisation of General Agricultural Census 20101, REXA is to be entirely redesigned and updated, in view to take into account both the new types of agricultural holdings and their geo-referential location, in terms of latitude and longitude, in accordance with Eurostat methodology.

➤ Sampling base in the social field – EMZOT

The activities carried out in 2011 focussed on the administration of the Master Sample of Territorial Zones (EMZOT), on the extraction of samples for household surveys, on the calculation of extension coefficients and on the calculation of indicators for the quality reports.

The administration of the sampling base in the social field supposed the updating of EMZOT dwellings with data from the surveys, the preparation of the base in order to extract the samples for the household surveys and the elaboration of statistics based on the sampling base information.

The extraction of samples for the household surveys supposed designing and carrying out the procedures of dwellings selection and the preparation of dwellings nomenclatures for each survey and their transmission into the territory.

EMZOT sampling base was the base for some statistical surveys, such as:

- Calculation of extension coefficients: designing and carrying out of procedures for the calculation of basic weights; application of the procedures adjusting the total non-responses; designing and carrying out the procedures redressing the sample and for the calculation of final weights; the determination of transversal weights for the survey on life quality - ACAV for 2010 and the longitudinal weights for ACAV during 2007-2009.

- Calculation of indicators for the quality reports:
 - calculation of sampling errors (standard bias, variance, variation coefficient), of non-response rate per total and by causes, errors from the sampling base, for data quality evaluation from Household labour force quarterly survey (AMIGO-2010 and AMIGO-2011);
 - calculation of sampling errors (standard bias, variance, variation coefficient), of non-response rate per total and by causes, for data quality evaluation from ad-hoc model of AMIGO 2010 survey and from the Survey on household access to information technology and communication - TIC 2011;
- calculation of sampling errors (standard bias), of non-response rate and of sampling base errors to evaluate the data quality from 2007-2008 ACAV 2010 and ACAV longitudinal statistical survey.
- calculation of statistical indicators from social field: social inclusion indicators from Family Budget Survey (FBS) for 2010; indicators according to the Coordination Open Method (COM) from 2010 ACAV survey.



New activities carried out in 2011:

a) Setting the sampling plan for the time use survey (TUS)

TUS is a complex survey which needed to apply a specific methodology to multi-dimension probable samples. This specificity is given by the extraction within the sampling plan both of the households and of the days/data of interview/registration. For this combination a single probability of sample selection is determined.

b) Uniform allocation of TUS survey sample by working days and rest days

It is specific for the time use survey the fact that persons included in the sample should fill in daily a diary for two days of the week: a working day and rest day. In order to assure a uniform breakdown of the sample by week days, avoiding an overestimation of daily diaries number filled in by the persons included in the sample in certain days of the week, a random selection algorithm was built up.

c) Elaboration of informatic procedures and extraction of the survey sample for TUS and preparation of dwellings nomenclature and its transmission in the territory.

d) Setting up the sampling plan for Adult education survey (AES); drawing up the informatic procedures and extraction of the sample survey for TUS and preparation of the dwellings nomenclature and its transmission in the territory

e) Preliminary activities needed to carry out the new sampling base EMZOT:

- Study of RPL 2011 methodology in order to set up the stages and calendar to carry out the EMZOT
- Study of technical norms regarding the sectoring way used in the HPC in order to size the number of primary units.

➤ Sampling base ASTRM

In 2011 the activities were mainly oriented towards quarterly processing the information provided by Romanian Road Authority in order to update the sampling base used to extract the sample of statistical survey regarding road transport of goods (ASTRM).

3.1.2 Databases

NIS central databases represent the main source of official information, unanimously recognized, both by the domestic users, and by external ones.

Essential purpose of central bases existence is the dissemination at wide extent of statistical information as well as the storage and archive of data series which represent the national supply of statistical data. The administration of databases involves on one side quality, improvement of their content by renewal and permanent updating, in order to point out the context and structure modifications of the statistical survey programme or of administrative sources, and on the other side to improve the statistical data and metadata accessibility. In order to assure „fresh” information at the statistical users’ disposal, the activity of updating the databases proved to be a permanent process.

Standardised IT applications or specific software should be punctually adapted to the needs of information administration and extraction from databases. Quality and timeliness in meeting the data requests also represented in 2011 the guidelines in the activity of databases management in the INS.

In 2011, the following databases were under the NIS management:

- **Databases at the level of territorial units (LDB)**

The information from the database at level of territorial administrative unit covers the following fields: territory, population, labour force, education, health, culture, agriculture, dwellings, construction, public utility and tourism. About 310 thousand new values for 2010 on the 301 indicators from LDB and for the 3.181 localities of Romania were added in the database, the stored information reflecting at the same time the changes occurred in the nomenclature of territorial administrative units SIRUTA. Thus, at the end of 2010, the number of values for the stored indicators exceeded 5 millions, data series covering 21 years.

The field of agriculture was completed with 19 new indicators regarding the structure of agricultural and non-agricultural areas and their ownership type. At the same time, new information were loaded regarding the number of unemployed registered at the end of the year.

- **Database at the county level (DBC)**

Besides DBC, due to the completeness of covered fields, the database at county level represented one of the main data sources put by NIS at the disposal of all the users. New sources of information as well as the changes in their structures were also reflected in the DBC. Because the information included cover all the fields of economic and social life, the volume of data yearly loaded is significant - over 110 thousand values correspond only to 2010 for about 4700 indicators.

As every year, the database was enriched with new indicators, for education field being also available now information about the number of pupils registered in all the cycles of education by teaching language.



- **Population database and „Demographic sheet”**

The information corresponding to 2011 population of Romania (stable/with residence, since 1995) by locality, gender and generation (on January 1 and July 1) were loaded in the population database. After finalising the results of the Population and Housing Census, population data will be recalculated for previous inter-census period (2002-2010).

Demographic sheet - includes data series since 1966, regarding migratory movement of population and vital statistics, at locality and county level, being updated with the information corresponding to 2010. Out of both databases were extracted information based on extremely varied criteria, needed to meet the numerous data requirements of domestic and external users.

- **Central database with TEMPO time series**

TEMPO-online database is the most comprehensive one put at the users' disposal on NIS website. Data series put the general public disposal cover 22 years, since 1990.

Central database with TEMPO time series contains statistical indicators covering all the economic and social fields, being important in the characterization of phenomena specific to Romania. Information has monthly, quarterly, annual or variable periodicity. Data stored cover time series, characterized by continuity and comparability over time, in terms of coverage, methodology and representativeness.

In 2011, new functionalities were added to the database, in order to complete the information presented, to bring better quality in the ways of presentation and interrogation. Thus, the interconnection between TEMPO-online database and methodological metadata base on the NIS website was carried out for the data extracted from the TEMPO, getting very detailed information regarding the origin statistical survey. The interconnection of matrix was done, thus the user being able to easily navigate to the previous periods or to those succeeding the concerned period. The difficulties regarding the mark of confidential or invalid data were solved; the ways of accessing the data presented by CANE structure were improved. The time interval between data loading in the database and their updating on the NIS website was significantly reduced by adopting some modern technical solutions.

At the end of 2011, 1137 matrix were stored in TEMPO, by 14 more than in 2010 and about 18 million non null loaded values, by almost 6 million values more than in the previous year. In the field of labour force, there were created and loaded data for 4 new matrix, regarding ILO unemployed – monthly data and vacant jobs. At the same time, there were created new matrix for the following fields: national accounts with data about regional GDP in the structure of CANE Rev.2, environment with data regarding the population connected to the public system of water supply, emissions of air pollutants.

- **Database with annual financial situations and semestrial accounting reports**

The database represents, besides the **database of active economic units**, the sources used to correlate the statistical indicators with economic and financial indicators from semestrial and annual financial-accounting situations of economic operators. The information refer to economic operators, credit and insurance institutions, legal persons without patrimony purpose, capital market, execution of other budgetary funds, the most recent available year being 2010.

• Database of foreign trade

The database of foreign trade administered by NIS represents the most complex and complete database in the field, both from the viewpoint of content and of covered period (1986-2011). It contains annual/ monthly data of foreign trade, detailed in terms of quantity and value by goods, at 8 digits level of the Combined Nomenclature, by origin/ destination countries, by transport modes and by customs regimes. It gathers the information collected in the INTRASTAT system and monthly data of import/export from National Customs Authority taken over by the NIS.

The information from this database represent the sources for the publications specific to the field, for meeting the numerous data requests, as well as various research projects, works of analysis/synthesis or Grants.

During 2011, over 4000 data requests were solved, representing requests for over 42 thousand CN codes existing in the foreign trade databases and almost 1000 requests of foreign trade information, aggregated data or in commodity structures, regarding commercial exchanges with various states or zone/economic groups of states.

• Database of consumer price indices (CPI)

Due to the increasing volume of information stored in the database, it was necessary to redesign the standardized IT application put at the disposal of dissemination departments, in collaboration with NIS specialized directorate. Database covers series of CPI monthly data, since October 1990 till now, as well as annual series since 1990.

• Database of industrial physical production (IPP)

It contains information – expressed quantitatively and as value – regarding the production, deliveries, internal productive consumption and the stock at the beginning and end of the period, as well as total value of deliveries, by main surveyed products. IPP informatic application uses the monthly updated database; it allows for the extraction and presentation of data by status (confidential or non-confidential) and is meant for exploitation by NIS dissemination departments in the headquarters as well as regional/county offices.

• Metadata base

The activity of updating the information put at the users' disposal within the NIS methodological metadata base has a permanent character. All the information is available both into Romanian and into English. The nomenclatures attached to the statistical activities are daily updated, the changes in the structure of the Annual National Statistical Program being immediately reflected at once in the content of metadata base as well.

At the end of 2011, in the metadata base there were available for the general public the descriptions for 161 statistical activities and definitions for 1865 statistical indicators and terms. There were loaded descriptions for the statistical survey with monthly periodicity regarding ILO unemployment, statistical surveys regarding community statistics related to the structure and activity of foreign affiliates in Romania and community statistics related to the structure and activity of Romanian groups branches abroad and statistical survey on land fund. The permanent activity of database maintenance and updating involved the loading of the new statistical activities carried out during the year, but especially the creation of the history regarding the activities already existent.



3.2 Macroeconomic statistics and sectorial economic statistics

3.2.1 National Accounts

The whole range of macroeconomic indicators from the system of national accounts, as fundamental indicators of economy, was situated in the core of the NIS concerns, being oriented towards the alignment of indicators estimation methods and techniques, on one side, and to the connection of these estimations results to the EU standards and norms, on the other side.

As *important achievements* in the field, in 2011, we should point out the following:

- implementation of the classification NACE rev.2 for 2008-2009 period;
- improvement of data quality for quarterly accounts of institutional sectors;
- calculation of fixed capital consumption by institutional sectors;
- improvement of treating the research-development expenditure in the national accounting;
- improvement of estimations regarding the volume and the price for non-market health and education services;
- estimation of gross fixed capital formation and quarterly gross value added (GVA) by institutional sectors at constant prices.



Eurostat missions in Romania

This year, there was a Eurostat mission regarding the Inventory of sources and methods for the calculation of Gross national income and direct check exercise took place following which several actions were set up to ensure total alignment of Romanian national accounts to the requirements of European regulations in the field as well as gradual achievement deadlines till September 2014.

3.2.2 Statistics of governmental finances

In the field of governmental finance statistics, following the April reporting of Excessive Deficit Procedure, Eurostat expressed reserves regarding the quality of reported data. Consequently, Eurostat had 4 missions in Romania in order to analyze the methodology and data sources used (a technical mission required by the Romanian authorities regarding the treatment of public companies reclassified in the sector Public administrations – June 2011, a mission of data sources evaluation – June 2011 and two dialogue visits – July and September 2011).

Eurostat appreciated that the mentioned deficiencies were also caused by insufficient human resources to cover a very wide and complex topic, as the statistics of governmental finances. Following the special efforts done by the involved experts in four institutions collaborating to the drawing up of this paper, the National Institute of Statistics, the Ministry of Public Finances, the National Bank of Romania and the National Commission of Forecast, all the issues were clarified and solved, so that, after October notification, the reserve was dropped. In this context, it is worth mentioning the excellent collaboration between the four institutions as well as the support of the Ministry of Finances, by involving several experts within the ministry to:

- clarify and solve the issues leading to the Eurostat reserves,
- facilitate the collaboration and obtain data from the main reclassified public companies,
- implement the survey and monthly collect the data needed for the fiscal notification from the public companies.

Participation in the community projects

The activity in the field of macroeconomic statistics was completed by the participation in the community projects, having as purpose to improve the quality of the national accounts.

There were finalized the activities within the two projects with EU financing aiming at the improvement of national accounts' quality and of the national accounting methodology by means of:

- implementation of the classification NACE Rev.2 in the national accounting;
- improvement of quarterly accounts of institutional sectors;
- improvement of estimations regarding fixed capital consumption by institutional sectors;
- improvement of estimations in volume and price for the non-market health and education services;
- improvement of treating the research-development expenditure in the national accounting.

The activities within the project with EU financing aiming at the calculation and supply of indicators series also started, needed for the European project EU KLEMS – Improvement of productivity and growth accounting, these activities going to be finalized at the end of 2012.

3.2.3 Statistics on international trade in goods



The statistics on international trade in goods represent a specialized field of official statistics aiming at collecting, processing and supplying data regarding movements of goods between countries. The continuous interest for international trade in goods is determined by its essential role in the economic development, because commercial exchanges link the producers and the consumers from various countries into a global economic system. In this context, timeliness and high quality of trade statistics become preliminary conditions for a deep analysis of production, consumption, employment, income and general welfare, both at national and at global level.

These statistics of goods are elaborated to meet the needs of several types of users, including governments, business communities, producers of other economic statistics, such as national accounts, balance of payments; various regional, national and international organisations, researchers and general public. They rely on community regulations in force, directly applicable in all the EU Member States and harmonized to a great extent with international recommendations of UN Statistical Division.

As European Union Member State, since January 1, 2007, statistical evaluation of international exchanges of goods in Romania rely on data aggregation and information mostly coming from the two statistical surveys: Intrastat – for intra-community trade (intra-EU) and Extrastat – for trade with extra-community countries (extra-EU).

In view to produce the statistics on intra-community trade in goods by means of statistical survey Intrastat, in 2011, statistical data were monthly collected, exclusively electronically, from over 20.000 data suppliers.

To get high quality data, the Statistical Register Intrastat was permanently updated and improved, both based on direct information from data suppliers and from additional data sources (Territorial Statistical Offices, Business Statistical Register, Trade Register, VAT discounts and recapitulative declarations from the Ministry of Public Finances, Internet etc.).

For the reception and analysis of intra-community trade data related to intra-community operations for which export and import customs declarations are filled in, as well as for their analysis at economic operator level, in order to eliminate possible double registrations and their integration in the system Intrastat, NIS collaborates with the National Customs Authority.

For the trade with UE non-member countries, NIS compiles related statistics mostly based on the data from export and import customs declarations monthly collected and sent to the NIS by the National Customs Authority.

Participation in the community projects


One important action in the field of international trade in goods, started in January 2010 within MEETS (the program for the modernization of European statistics regarding enterprises and trade), was finalized in December 2011. The main objective of the project aimed at the improvement of consistency between the statistics of international trade in goods and balance of payments by updating the method of adjustment CIF-FOB and the recalculation of adjustment coefficient CIF-FOB per total and by various groups of details for the import of goods. The main beneficiary of the project results is the National Bank of Romania which uses this coefficient for the transformation of imports evaluated in CIF prices – according to the calculation methodology in the statistics of international trade – in FOB imports – according to the methodology for the balance of payments compilation.

To evaluate and improve the data quality, by means of Eurostat MEETS Program, in March 2011, it was started the project „Reduction of asymmetries in Intrastat” for 2010 reference year. Data analysis had as main support Eurostat COMEXT database and aimed at the identification, measurement and reduction of asymmetries between Romania and partner Member States for each flow of commercial exchanges – entries, respectively intra-community deliveries of goods. Where it was possible, the analyses were done by longer series of data to evaluate if the identified asymmetries were determined by the impact of Romania's accession to the European Union, on January 1, 2007.

During 2011, NIS obtained the non-reimbursable external financing for two new projects within the MEETS programme, taking place during March 2012 - February 2013, aiming on one side to improve the use of data from administrative sources in order to reduce the burden of data suppliers' reporting in the statistical system Intrastat and to improve the quality of estimations, in order to reduce the gap between the first detailed data and final data for a reference year, and on the other side aiming to reduce the asymmetries in the Intrastat – mirror analyses for the reconciliation of the main differences between statistical data of intra-community trade of Romania and those of partner member states for 2011 reference year.

3.2.4 Statistics of short term indicators

The directorate of short term indicators statistics covers varied and complex fields of national economy, such as: statistics of short term economic indicators, statistics of energy, industrial production, statistics of construction, tourism and research-development and innovation. The main objective consisted in timely meeting the users' requirements, at whose disposal there were put relevant, qualitative statistical data, harmonized with the European Union statistical standards and norms. An important objective was to implement the e-SOP project to online collect statistical data related to the statistical surveys regarding short term indicators also from the fields of construction-dwellings, public utilities, tourism, research-development and innovation.



Modernization of statistical surveys in the economic field

In 2011, it the e-SOP (e-Survey Online Portal) project was implemented, in order to collect online the statistical data for most of statistical surveys carried out within the direction, as follows:

1. Short term statistical indicators in industry, construction, trade and services – monthly statistical survey;
2. Construction permits released for buildings – monthly statistical survey;
3. Finished dwellings – annual statistical survey;
4. Construction of dwellings – quarterly statistical survey;
5. Modifications of dwellings fund – annual statistical survey;
6. Public utilities of local interest – annual statistical surveys;
7. Occupancy of tourist accommodation establishments – monthly and annual statistical survey;
8. Capacity of tourist accommodation existent on July 31 – annual statistical survey;
9. Tourism actions organized by travel agencies – annual statistical survey;
10. Activity of research-development – annual statistical survey;
11. Innovation in industry and services – annual statistical survey.

3.2.5 Business structural statistics

Business structural statistics provides the most complex information in the economic field and the main objectives of 2011 were oriented to meet the requirements of domestic and external users, assuring the continuity of statistical indicators series and of data quality.

Thus, during 2011 there were calculated and sent to Eurostat historical series with the main economic indicators from the structural survey, for 2005 – 2007 period, according to CANE Rev.2.

At the same time, 2011 was the first year when there were carried out and sent to Eurostat the quality reports for all the annexes of EC regulation no. 295/2008 regarding business structural statistics. The quality evaluation criteria and the content of the reports respected the EU Regulation no. 275/2010 of the Commission of March 30, 2010 regarding the above mentioned regulation implementation.

One of 2011 priorities was to reduce the response burden for the enterprises, so that, for the business structural statistics there were used administrative sources and for the statistics of foreign branches activity, there were used data collected from other statistical surveys, without sending the questionnaires to be filled in by the enterprises.

In 2011, it was passed from the paper collection by means of questionnaires to the electronic collection by means of e-SOP system for annual papers regarding credit institutions, insurance-reinsurance companies, using the information technology and communications, as well as for monthly papers – short term surveys in industry, construction, trade, services.

Providing information necessary for the substantiation of policies aiming at Romanian economy development represented in 2011 one of the priority objectives; thus, historical series were recalculated according to CANE rev.2 for the short term surveys in industry, construction, trade and services.

In view to reduce the burden of enterprises, the questionnaires of the short term survey were restructured and simplified.

As for transport statistics, the online collection, via the eSOP system, of data on road transport of passengers and goods was implemented in 2011. The diminution of the number of declaration towards/from unknown harbours led to the improved quality of data on sea transport.



Participation in community projects

NIS took part, besides a small group of member states, in the implementation of a project of ESSNet type to develop the methodology and questionnaire regarding international externalization and global value chain.

Regarding the statistics of information society, in 2011, EC Regulation no. 937/2011 of the Commission of September 21, 2011 regarding community statistics on informational society was implemented.

During 2011, NIS took part within the ESSnet project in the Impact of information technologies and communications (ITC) in enterprises using the relations between the microdata.

3.2.6 Statistics of tourism

In 2011, the European legislation in the **field of tourism statistics** was modified, the new legislative document regulating these statistics being EU Regulation no. 692/2011 of European Parliament and of the Council regarding European statistics on tourism and repealing the Directive 95/57/EC of the Council.

According to the Article 9 (6) "For all the data required by this regulation, the first period of reference starts, in absence of other contrary regulations, on January 1, 2012"

In November 2011, it was received from Eurostat the graph of data transmission according to the new regulation, as well as the manual regarding the format of data transmission. It was translated from English into Romanian and later was sent to the general direction of IT and statistical infrastructure. According to the new European legislation, in 2012 there are required monthly data regarding the occupancy of tourist reception establishments, while annual statistical data regarding the existent capacity of tourist accommodation, the occupancy of tourist accommodation establishments, number of overnights spent in the non-rent accommodation (optional) and those regarding national tourism will be reported in 2013.

The regulation 692/2011 stipulates as a novelty in the reporting system of tourism statistical data, the reporting of microdata for trips done by residents in the country and abroad (national tourism).

At the same time, the article 5 stipulates that the Commission will set up a program of pilot studies which can be done by the member states to carry out the Tourism Satellite Account.

The regulation stipulates in the article 6, as a novelty, the transmission to Eurostat by the member states of the quality reports, within 9 months after the end of the reference period.

There were identified, in a first stage, the sources of data needed to carry out the Tourism Satellite Accounts and it was done a pilot exercise for the first TSA 6 tables, with data for 2009. It will be further analyzed the potential of existent data sources and the possibility to improve them, eventually to get new data sources helping the TSA compilation with accuracy.



Within the inter-institutional cooperation, it is pointed out the signing of the cooperation protocol between the Ministry of Regional Development and Tourism, the National Institute of Statistics and the National Bank of Romania regarding the development of the National System of Tourism Statistics.

In order to fill in the common questionnaire OECD/ Eurostat, there are required data for supplying information about budgetary credits allocated to the activity of research-development from various institutions.

At Eurostat request, there were supplied information and there were filled in the questionnaires regarding the cognitive testing for the innovation statistics, propositions for the new indicators in the statistics of patents, proposals and modifications of RDI regulations, evaluation of statistics from science and technology in Eurostat, possibility to introduce some new indicators for the statistics regarding "Woman in the science".



3.2.7 Statistics of science and technology

Within the **field of science and technology** the main activities aimed at improving the statistics of research-development and innovation. In the legislative field, the European Commission proposed to review the legislative policy of European statistical system focusing on the finalization of an integrated legal framework for business statistics. Thus, at Eurostat request, for the field of R&D and innovation statistics, there were sent proposals of modification and improvement of European legislation. These proposals aimed at the statistical regulations on R&D and innovation simplification.

In 2011, for the activity of R&D there were implemented the new indicators ERA (European Research Area) in the national statistical questionnaires of R&D.

A new statistical survey was launched regarding *Innovation in industry and services during 2008-2010*, based on the community questionnaire and the methodology provided by Eurostat. Within this statistical survey, new indicators were introduced and it was attached to the usual questionnaire a pilot module with a new set of questions regarding the creativity and competences used by the enterprises surveyed during 2008-2010.

Participation in community projects

In May 2011, at the proposal of the European Commission, a grant project was launched for the field science and technology, entitled *“Improvement of innovation and research-development statistics in the context of 2020 Strategy”*, developed during 18 months.

The grant project includes three parts called by Eurostat “packages” developed as follows:

- Package 1: called *Statistics of innovation* including activities of collecting some new indicators on novelty of innovations, weight of employees with higher education involved in the innovation, creativity and competences of employees from innovating enterprises, having as reference period 2008-2010.
- Package 2: called *Statistics of research-development* testing the possibility to collect R&D data for the sector of performance “business environment” and of those for innovation of enterprises oriented to the market, into an integrated statistical survey, in order to reduce the response task of the respondents.
- Package 3: refer to the study of innovating enterprise behaviour with high growth potential, developed in collaboration with the Directorate of Business Statistical Register.

Based on Eurostat requirements, there were carried out activities aiming at National Accounts for the supply of information necessary for the calculation of R&D satellite account.

Based on the data obtained from the surveys, there were filled in five quality reports for the R&D activity, corresponding to those four sectors of performance and an additional one for budgetary credits allocated for the R&D activity.

3.2.8 Statistics of energy

In 2011, in the **field of energy statistics** there were carried out measures to implement EC Regulation no. 1099/2008 regarding the statistics from energy field, with later modifications, in the Romanian legislation. For this purpose, there were updated, filled in and modified the methodological norms already existent in the field of annual energy. The new norms regarding the calculation methodology of annual indicators from energy field and energy balance were approved by the Committee of Methodological Approval and later the NIS President issued the order no: 955/19.09.2011.

Participation in community projects

During 2011, the grant project was finalized with the support of the European Commission regarding the energy consumptions in the population households, getting the following information:

- Characteristics of dwellings (year of construction, occupation status, type of dwelling, works of isolations, useful and living area, intensity of dwelling occupancy, endowment with electric and housing equipment);
- Dwelling heating and cooling;
- Food cooking;
- Estimation of national energy consumptions, by type of fuel.



3.2.9 Statistics of prices

Every year, since 1990, the National Institute of Statistics elaborates a range of price statistics aiming at meeting the needs of domestic and international users. Most of statistics in the field of prices is presented as temporary price indices, as well as space price comparisons are disposal, either in absolute terms (average prices for main products sold on agro food markets) or in relative terms (purchasing power parity)¹⁾.

- Besides current activity constantly carried out within the price statistics there were also developed other projects, some of them since 2010 and continued during 2011, as well as other new projects carried out since 2011, especially those related to the development of system collecting consumer prices in order to calculate the average prices for a sample of products and services.
- Activity regarding the prices of dwellings continued during a pilot survey collecting prices of dwellings carried out from own funds.
- Important steps were done to the harmonization of production prices for services with European standards.

The main achievements on the program of activity for 2011 developed within the directorate of price statistics could be summarized as follows:

Consumer prices

Since January 2011, there were implemented the minimum standards according to the stipulations of the Commission Regulation no 330/2009 regarding the treatment of seasonal products within consumer price indices. The impact of this methodological updating was carefully monitored by Eurostat, based on the data calculated and sent by the NIS.

Another standard to be adopted, within the harmonized index of consumer prices and for which there were carried out activities even since 2011, is that regarding the weighting system using information provided by the national accounts.

Prices of dwellings

The activities regarding the calculation of price indices for dwellings continued in 2011 by testing the methods proposed for the calculation of prices for the dwellings occupied by the owners, a pilot survey was carried out to collect prices of dwellings built from own funds and in the end a report was elaborated regarding the situation of dwellings insurances in Romania.

Taking into account that in the next period it is forecast, at level of European Commission, the adoption of the regulation OOH, NIS has in view to elaborate a system of collection and development of a calculation process responding the minimum standards stipulated in this regulation. To clarify all the aspects stipulated in the regulation, NIS experts took part in all the meetings carried out within the OOH grant as well as it was requested a meeting whose purpose was to initiate in the method of regression used mostly for the calculation of the OOH index.

Indices of residential dwellings prices are calculated and sent to Eurostat with quarterly periodicity.

Prices of production for services

In 2011, main priority was to complete the set of indices of production price for services, according to European requirements and standards.

It was carried out providing the price indices for services: movement of goods, sea and coast transport of goods, air transport of goods, storage and handling, post activities, telecommunications, IT and portal web activities, data processing, activities of architecture, publicity, labour force, activities of investigation and protection and activities of cleaning.

¹⁾ Calculated by Eurostat based on information collected in Romania, by the Department of prices analyses in the economy, according to the methodology proposed by the Program of European Comparison.



For the next year it is taken into account the collection and calculation of price index for the road transport of goods service.

Agriculture prices

The main priority of this field was to develop a system of information collection and processing regarding prices of agricultural lands and agricultural rent. Thus, it was developed, proposed and accepted an application of grant stipulating some activities to be carried out to meet this objective.

Data on agricultural land transactions are collected by means of public notaries, though information is considered irrelevant to estimate prices of agricultural lands.

Multifunctional statistics of consumer prices

NIS should implement in Romania the strategy of developing a multifunctional statistical system in the field of consumer prices.

This started in 2011, carrying out for the first time a pilot survey whose purpose as to collect prices for a sample of products and services, according to some definitions and rules in order to estimate a national average price.

In order to develop this system of data collection and processing according to EUROSTAT requirements, NIS experts took part in a meeting whose purpose was to exchange the experience of each member state and discuss the modalities to improve the coordination of the activities planned within the grant related to this topic.

Purchasing power parity

Within the European Comparison Programme, in 2011 there were developed the surveys regarding the consumer goods and Romania sent to Eurostat average prices for several items on "Services" and "Furniture and medicines" in order to calculate the price indices, volume indices and purchasing power parity at the survey level.

Since 2011, Romania, through the ECP programme, provides data regarding expenditure for health at national level, according to Eurostat-OECD requirements.

Besides the other Member States, Romania responded the ECP requirements by providing data regarding the GDP expenditure, HICP, non-commercial services, level of rents and Gross Fixed Capital Formation. It also took part in the elaboration and updating of sources and methods used for the calculation of statistical indices elaborated within the European Comparison Program and validated the results regarding purchasing power parity, volume indices, indices of price comparative level.

Dissemination of information

Monthly dissemination of statistical indicators in the field of price statistics was done according to the deadlines set up both the catalogue of press releases and by the catalogue of publications. Structure and content of information provided remained almost unchanged in 2011, except the prices of production for services.

3.2.10 Statistics of agriculture, forestry and environment

In the field of agricultural statistics, there were collected, processed and put at the disposal of users statistical data regarding the crop and animal production and economic accounts, in parallel with the activities specific to the General Agricultural Census.

In 2011, there were elaborated the quality reports for the crop production statistics according to the stipulations of the Regulation no. 543/2009 of the European Parliament and of the Council and for the statistics of livestock and animal production according to the stipulations of the Regulation no. 1165/2008 of the European Parliament and of the Council.

Providing high quality information in the statistics of crop and animal production consists in: relevance, accuracy, functionality, accessibility and clearness, compatibility and coherence.

Metadata base was loaded, validated and updated with new indicators for the fields land improvements and food balance sheets.

In 2011, it was implemented the Regulation no. 1185/2009 of the European Parliament and of the Council regarding the statistics on pesticides, being also elaborated a methodology.

During 2011, it was finalized and approved the Regulation no. 1337/2011 of the European Parliament and of the Council regarding the European statistics on permanent crops.

At the same time, there were implemented the measures from the European legislation regarding the reduction of burden for the respondents in the field of crop and animal production.

In the field of forestry statistics, it was consolidated the collection of data needed to obtain statistical indicators which can characterize the level and degree of using forestry resources in our country.

There were also developed the statistical papers which can produce data required by Eurostat and by other international bodies.

Regarding the environment statistics and accounting, the activities were extended in 2011, on one side to meet the domestic users' requirements and on the other side to ensure the reporting conditions imposed by the Regulation no. 691/2011 regarding the European environment economic accounts. Thus, there were developed the environment basic statistics (water statistics, emissions statistics, statistics of environment protection expenditure) needed to build up the statistical indicators for monitoring the National strategy of sustainable development as well as those required by various questionnaires launched by Eurostat, Organisation for Economic Cooperation and Development (OECD) and UN Statistical Division.



At the same time with the statistics of environment there were developed the data collections to carry out environment accounts in the fields where methodologies were already designed, such as: air emissions, material flows "economy-environment", environment industries.

The implemented environment accounts are consistent with the national accounts methodology, meaning that environment data can be compared directly with macroeconomic indicators: GDP, number of employees, investments, calculated in the national accounting. Combined with the national accounts, environment accounts are important instruments for the extension of the analysis and evaluation on the influence of production and consumption models over the degradation of natural resources or environment pollution.

The activity in the field of producing the indicators of sustainable development was remarked by the finalization and posting on the NIS site of a database integrating into a pyramid structure the economic, social and environment indicators, usable to the periodical monitoring of the progress registered to fulfil the objectives of the national strategy of sustainable development.

Participation in community projects

The activity in the field of environment statistics and accounting was also completed by the participation in the community projects, having as purpose to create and improve the quality of integrated indicators „economy-environment“. There were started the activities within two projects with EU funding; these projects are to be finalised in 2012 and envisage the design of territorial sustainable development indicators and the improvement of environment accounts methodology treating the environment taxes according to the Regulation no. 691/2011 regarding European environment economic accounts.



3.2.11 Social statistics

3.2.11.1 Demographic statistics

• Demographic statistics

The system of demographic statistics relies on exhaustive type surveys, ensuring the collection and processing of information taken over from the institutions managing the administrative sources of data regarding the population evidence and demographic events.

In 2011 there were processed the individual records with information about vital statistics, civil status and internal and external migration (using administrative sources).

The information about demographic statistics were put at the disposal of users by monthly press releases regarding demographic phenomena and by 12 annual synthesis papers about the dynamics of demographic phenomena, at national and at territorial level (regions of development, counties, localities). Demographic data were transferred in the NIS databases (CDB, LDB and TEMPO) and of Eurostat (DEMO, REGIO and MIGRAT).

The dissemination of publications regarding the number and structure of stable population in Romania during 2011 was postponed until the recalculation of data series to include some complete estimations of external migration.

● Demographic studies and projections

Specific objectives of this field consist in the extension and deepening of demographic studies, retrospective analysis of demographic behaviour of the population at regional level, approach of new statistical fields for the characterization of actual phenomena in the field of population, pointing out the modifications in the structure by age of projected population. In 2011, according to the Annual National Statistical Programme, the synthesis paper „Social trends” and 7 papers of demographic statistics analysis were drawn up, of which: 4 annual papers (2 of them being unique publications) and 3 quarterly ones (statistical bulletin from the series Population with operative statistical data for 3 months, 6 months and respectively, 9 months). Moreover, as compared to 2010, there were drawn up two unique publications „Projection of active population in Romania by regions of development, at horizon of 2050” and „Demographic profile of work age population”

As a result of *NIS collaboration with other institutions*, there were carried out activities providing demographic data and analyses, for the Council of Europe and Eurostat – sending brief analyses regarding demographic situation of Romania in 2010 as well as demographic data and projections to the thirds (public central and local administration, research institutes, natural and legal persons, media).

● Statistics of migration

In 2011, the concrete situation of data sources regarding migration imposed its estimation using only available administrative sources from Romanian Office for Immigrations. Several measures were taken and a plan of activities was elaborated to estimate completely this phenomenon.

In order to develop the method of migration complete estimation, an expert in modelling was brought and started to build up an econometric model of migration estimation, from final results of the RPL 2011. Once this model is developed, it will allow both for the recalculation data series of migration for the 2002-2010 period and for the annual estimation of migration for the next inter-census period.

To validate this model, a request was transmitted to Eurostat for providing technical assistance in this respect.

3.2.11.2 Labour market statistics

● Employment Statistics

The system of labour market statistics was extended by implementing new statistical surveys, by redesigning some of the already existing statistical surveys and adapting them to the most recent European regulations and by developing new methodologies, with a view to a better harmonisation of the methods and practices used to build the specific indicators.

The novelty in the framework of European legislation for 2011 was the change in the International Standard Classification of Occupations (ISCO-08), a classification that was also transposed in the national legislation (COR 2008). The new classification was implemented in the Household Labour Force Survey starting with the first semester of 2011. In order to facilitate the recalculation of the data series in accordance with the new classification and analyse the impact of adopting the new classification, the “occupation” variable collected through the Household Labour Force Survey was given a code in two classifications in 2011: COR and COR 2008.



The content of numerous press releases was improved, as the disseminated statistical indicators were accompanied by details of their size and evolution as well as by significant metadata, for a better understanding of the economic events occurring on the labour market.

The information needed to assess the labour market phenomena and measure the economically active – employed and unemployed – population and the economically inactive population is obtained through the Household Labour Force Survey (AMIGO). The preparation and conducting of the survey consisted in the following activities: entering new variables in the survey questionnaires; collecting, processing and validating the data; analysing the results; drawing up quarterly (Romanian and English) publications and the annual publication for the year 2010 (in Romanian); providing and validating Eurostat microdata.

As a special result of the year 2011 we mention the development of the methodology for deriving the monthly unemployment figures directly from the results of the quarterly Labour Force Survey (AMIGO), through econometric modelling. The monthly data series estimated according to this methodology enable the assessment of the short-term trends of the unemployment measured in compliance with the International Labour Office (ILO) criteria, thus allowing the comparison with European statistics. Starting with the data for July 2011, the results were monthly disseminated through a press release, the Monthly Statistical Bulletin, the TEMPO database and through their submission to Eurostat.

During the first part of the year, the activities related to the survey “Reconciliation of work and family life” (the ad-hoc module linked to the Household Labour Force Survey) ended with the drawing up of a final report and the submission of the microdata files to Eurostat.

Participation in community projects

In the course of 2011, in the framework of an EC grant-based action, the ad-hoc module on the “Employment of disabled persons” was designed and implemented, with the second quarter of 2011 as the reference period.

The activities involved in the designing of the statistical tools for the ad-hoc module on the “Transition from work to retirement” started at the end of the year. This is a complementary module linked to the Household Labour Force Survey (AMIGO), which will be conducted during the second quarter of 2012.

The results of the statistical activities related to employment and unemployment were made public through press releases issued quarterly (for quarterly results), monthly (monthly ILO unemployment) and yearly (for the 2010 results) and through the press release concerning the results of the “Employment of disabled persons” survey.

On the basis of the information obtained in the surveys, the following publications were drawn up and disseminated: “Labour force in Romania: employment and unemployment” and “Employment of disabled persons”.



• Salary Statistics

The information needed to assess the size, structure and trends of earnings and labour costs is derived from the results of the specific statistical surveys. The infra-annual statistical surveys – *Survey on Monthly Earnings* and *Job Vacancy Survey* – give the necessary statistical information for monitoring the short-term trends of the indicators on earnings and job demand. The annual statistical surveys – *Survey on Salaries in October*, *Labour Cost Survey* and *Survey on the Structure of Earnings* (the latter is conducted every four years) – provide the necessary statistical outputs for assessing the mid- and long-term trends in the field of earnings and labour costs.

The assessment of the short-term trends of the labour costs by socio-economic activity sector, which allows the comparison with the European statistics, was made by means of the quarterly labour cost indices produced and disseminated in a gross or adjusted form (adjusted by number of working days and seasonality).

The tools of the statistical surveys conducted in 2011 were redesigned so that data could be collected in accordance with the latest specific rules of the national legislation.

The collection of data and their primary validation for the *Survey on the Structure of Earnings* in 2010, while ensuring comparability with other data sources, took place in the course of 2011; the variables designed took into account the need to implement the Revised Classification of Occupations (COR 2008).

The novelty in the framework of European legislation for 2011 was the change in the International Standard Classification of Occupations (ISCO-08), a classification which was also transposed in the national legislation (COR 2008). The new classification was implemented in all the salary-related surveys resulting in indicators broken down by occupation/major occupational group that were conducted in 2011: *Survey on the Structure of Earnings in 2010* (conducted since 2011), *Job Vacancy Survey*, *Survey on Salaries in October 2011*.

A special achievement is the on-line collection of data through the e-SOP system. All the statistical (infra-annual and annual) surveys conducted in the field of salary statistics used the e-SOP system, which is tantamount to the implementation of a modern system of statistical data collection. In this respect, the tools and work flows for the infra-annual and annual surveys were redesigned so as to allow the adjustment to the new system. Another special achievement, which is also a novelty, is the drawing up, for the first time, of the quality report on job vacancy statistics for the year 2010.

Due to the development of specific methodologies and on the basis of the results obtained in the specified surveys, *additional statistics* were produced, namely:

- real earnings indices (i.e. the ratio between the net earnings indices and the consumer price indices (annually and quarterly);
- templates for short-term indicators (STS) – monthly;
- *structural indicators*: the tax wedge on labour costs; the unemployment trap; the low income trap; the gender salary gap;
- *indicators requested by Eurostat according to the Gentlemen's Agreement*: the net earnings for 13 particular cases, gross annual earnings by activity and gender and the number of employees in relation to earnings; labour costs and their structure by item; the minimum salary and the share of minimum salary recipients; the ratio between the minimum salary and the net average earnings in industry and services.

The results of the statistical activities carried out in the fields of salary statistics, labour cost statistics and job vacancy statistics were made public through 23 infra-annual and annual press releases on the following issues: the monthly average earnings; job vacancies; quarterly labour cost indices; salaries in October 2010; labour costs in 2010.

In August 2011 the quality report on quarterly labour cost indices for 2010 was finished and sent to Eurostat. For the first time, a quality report on job vacancy statistics was drawn up and sent to Eurostat (also in August 2011).

The statistics obtained through specific statistical surveys were also disseminated to the users of statistical data by means of 2 publications and 4 papers, namely: *The breakdown of employees by income group in October 2010; Earnings and labour costs in 2010; The breakdown of employees by income and occupational group in October 2010; The number of employees in 2010; The average number of employees, the gross amounts paid and the monthly average earnings in 2010; Labour costs in 2010.*



With regard to salary statistics, inter-institutional co-operation for the purpose of correlating and reconciling statistical data with the data from administrative sources in terms of the number of employees started in November 2011. This co-operation was the initiative of the NIS and the Ministry of Labour, Family and Social Protection and consisted in the setting up of a working group made up of experts from the National Institute of Statistics, the National Agency for Fiscal Administration, the Labour Inspectorate, the National Agency for Family Protection, the National Public Pensions Agency, the National Pensions Agency and the Ministry of Labour, Family and Social Protection to analyse the methodological issues and assess the possibility of making the coverage of the “number of employees” indicator uniform, so that the administrative data sources can be exploited and integrated with the statistical ones in order to produce and disseminate the same statistical data.

• Social Protection Statistics

The social protection statistics built on the basis of administrative data are important data sources for the national policy makers.

The main social protection indicators include the number of pensioners, the number of registered unemployed and the social protection income and expenditure. The information was taken from administrative sources, namely from the registers of the institutions that belong to this sector:

- the National Public Pensions Agency, the Insurance House for Attorneys, the Pension Funds of the Ministry of Culture and National Patrimony, the Ministry of National Defence, the Ministry of Administration and Interior, the Romanian Intelligence Service – *for the number of pensioners and the monthly pension;*
- the Ministry of Labour, Family and Social Protection – *for the social protection statistics according to the ESSPROS methodology;*
- the National Agency for Employment – *for the number of registered unemployed, the unemployment rate, labour market policy statistics.*

The information on the *average number of pensioners* and the *monthly average pension* according to the retirement scheme and by pension category was provided by collecting, processing and validating the data, analysing the results and issuing publications of quarterly and annual data, thus producing the necessary statistics for policy making in the social security sector. The tools used in the collection of data were redesigned for 2011.

The assessment of labour resources and of the degree to which they are used in various social and economic activity sectors was made through the synthesis paper on the "Labour force balance on January 1, 2011", a paper drawn up on the basis of the data from statistical and administrative sources. The balance provides statistical indicators on civil employment and registered unemployment which are comparable over time, at national and territorial level (macro-regions, development regions and counties).

In order to provide the statistical information on the annual social protection income and expenditure in the national system, in accordance with the European Union rules and recommendations set out in the ESSPROS methodology, the data on the social protection income and expenditure were produced, and the statistical questionnaire on the social protection income and expenditure was completed and sent to Eurostat. In compliance with the ESSPROS methodology, the data on the number of pension recipients were produced and the statistical questionnaire on the number of pension recipients was completed and sent to Eurostat.

In accordance with the EU rules and regulations included in the LMP methodology, the statistical information on the annual expenditure and the number of participants in the measures that are viewed as public interventions on the labour market was obtained by collecting the data on labour market policies from administrative sources. The database in the standard format was sent to Eurostat.

An important activity was the taking over of the data corresponding to the indicators on work conditions, social security and social assistance from administrative sources and their checking; this information was disseminated through the synthesis papers drawn up by the NIS.

The statistical surveys and works resulted in the following publications (which are issued quarterly or annually): *The number of pensioners and the monthly average pension*; *The number of pensioners and the monthly average pension for 2010*; *The implementation of labour market policies – year 2010*; *Social protection statistics according to ESSPROS, in 2009*; *Labour force balance on January 1, 2011*.



Starting with the year 2011, with regard to social protection statistics, the content of the statistics on the number of pensioners and the monthly average pension was improved with breakdowns by age group.

The tools of the statistical survey on *vocational training in enterprises* (FORPRO) for the new round of the statistical survey (reference period – 2010) were updated and modernised by including variables on the employees' skills and competences required in enterprises, quality, results and difficulties encountered by enterprises in the provision of continuing vocational training. For this statistical survey, the data were collected through the new e-SOP system, which involved additional efforts to redesign the tools and plan the work flows, mainly in co-operation with the respondents and the territorial statistical divisions.

The **novelty** in terms of European specific legislation was:

- the entry into force of Commission Regulation No 263/2011 as regards the launch of full data collection on net social protection benefits. Based on this regulation, Member States are obliged to take all necessary steps to obtain, beside social protection statistics (income and expenditure – gross amounts), statistical indicators on net social protection benefits in accordance with the European methodology;
- the amendment of Commission Regulation (EC) No 198/2006 implementing Regulation (EC) No. 1552/2005 of the European Parliament and the Council on statistics relating to vocational training in enterprises, through the entry into force of the new Commission Regulation (Regulation No. 822/2010); the selection of the sample of enterprises, the designing of the statistical tools and the collection of data complied with the new rules in force.

3.2.11.3 Living conditions statistics

The activities performed in the field of living conditions statistics in 2011 focused on the implementation of the methodologies for the calculation of comparable indicators in areas of great interest at European level, the redesigning of some of the already existing statistical surveys, their adjustment to the most recent European regulations as well as their harmonisation with the national legislation.

A statistical survey that is particularly important to the National Statistical System is the *Family Budget Survey* - a sample survey, the main data source for assessing the income, consumption and expenditure of the population, substantiating social protection programmes, analysing the impact of applying various programmes in the social field and the economic effects of transition on the socio-economic situation of the population. The data from 3120 households were monthly collected for the survey, with an annual sample of 37440 households.

The questionnaires of this survey are annually discussed with the main user of the results, namely the Ministry of Labour, Family and Social Protection. In 2011, the section on the income from social benefits was redesigned by adjusting it to the legislation in force, so that the results of the survey could contribute to the sector-specific policies. In order to provide all the indicators on the income from social benefits and a modern data collection system as well as in order to reduce the material expenses related to the printing of questionnaires, a programme for entering the income data from the household journal was created.

Based on the information obtained, 4 quarterly publications ("Population income and consumption") and a yearly publication ("Coordinates of living conditions in Romania") were produced and disseminated. The data were also made public by means of three press releases.



Participation in community projects

In the course of 2011 the activities belonging to two grant-based projects were performed: *EU Statistics on Income and Living Conditions (EU-SILC)* (the Romanian name of this survey is the *Survey on the Quality of Life*) and *Access to Information and Communication Technology – ICT in Households*.

- *Survey on the Quality of Life* – a longitudinal survey; it provided the necessary information for assessing the population's living conditions, by highlighting the interconnection and complementarities of various aspects such as: health status, education, income, housing conditions, employment, poverty, material deprivation, etc.

The survey was implemented on the basis of Regulation (EC) No 1177/2003 of the European Parliament and of the Council concerning Community statistics on income and living conditions. Secondary modules with a different theme are included in the survey every year. In 2011 a secondary module entitled "Intergenerational transmission of poverty" related to Commission Regulation (EU) No 481/2010 was incorporated.

This survey is conducted based on a rotational sample with four sub-samples, whose size and concept are similar and which are representative of the entire population. From one year to the next three sub-samples are kept, one is abandoned and a new sub-sample is included in the survey. Therefore, cross-sectional and longitudinal data are produced from the same set of sample observations.


Data for both the cross-sectional module and the longitudinal module were collected in May-June 2011. Circa 9300 households and approximately 17000 persons aged 15 and over were surveyed and the results were disseminated through the publication "Living conditions of the Romanian population for the year 2010". Two quality reports were drawn up: a final report for the 2007-2009 longitudinal component and an interim report for the year 2010. The checked and validated microdata files were sent to Eurostat in the requested standard format.

- In April 2011 the data for the *Survey on the Access to Information and Communication Technology* were collected – a survey which complies with the European recommendations and which provides information on the access of households to the modern information and communication technique, the use of computers, the access to and the use of Internet, e-commerce, the place where the Internet is used and the frequency of using the Internet.

The survey was implemented based on Regulation (EC) No 808/2004 of the European Parliament and of the Council concerning Community statistics on the information society. The questionnaires are annually updated with new indicators recommended by Eurostat as extremely topical for the information society sector. In 2011, new indicator sets, which were related to the use of the websites of public authorities and the ability to use the Internet, were introduced.

Circa 10000 households and approximately 15000 persons were included in the survey. Two reports were drawn up: the report on metadata and the final report on data quality. These reports, together with the microdata and metadata files, were sent to Eurostat. The data were revealed to the public through the publication "The access of the population to the information and communication technology in the year 2011".

For the *social inclusion indicators* – the calculation of the national set of inclusion indicators continued, in accordance with Government Decision No 488/2005 on the approval of the national system of social inclusion indicators, a statistical activity whose results can also be seen in the publication "Dimensions of social inclusion in Romania". A set of social inclusion indicators, which are sent to Eurostat, are annually calculated according to the Open Method of Co-ordination, on the basis of the results of the Survey on the Quality of Life.



3.2.11.4 Social services statistics

The 13 exhaustive statistical surveys conducted in the public and private education units, surveys that capture the phenomena at the beginning and at the end of the school/university year, enabled the collection of a large amount of information on the school population's participation in the education and training process by educational level (International Standard Classification of Education – ISCED-97).

Starting with 2011, the data related to high school and tertiary education (end of school/university year) are collected through the e-SOP portal of the NIS; this system will gradually be extended to the other educational levels.

The results regarding the education sector were disseminated through 10 statistical papers, where data at national, regional and county level, by residence area, type of ownership, form of education, subject or field of study, language of instruction, gender, age, etc. were presented, as well as through the annual synthesis publication "The education system in Romania – aggregated data".

The following annual statistical indicators belonging to education statistics were also compiled: the net coverage rate, the graduation rate, the drop-out rate, the rate of transition from one educational level to another, the results of the graduation exams, the number of pupils per teacher, the weight of the qualified staff in the total number of teaching staff by educational level, development region, county, gender and residence area. These indicators are necessary for substantiating the strategic documents PRAI (Action Plans for Vocational and Technical Education) and PLAI (Local Plans for Vocational and Technical Education).

In order to ensure the international comparability of the data on the various aspects of the education system, information on the school population and the costs and resources allocated to the education process is annually sent to Eurostat in a standardised format and according to the UNESCO-OECD-Eurostat (UOE) methodology, in compliance with the provisions of Commission Regulation (EU) No 88/2011 implementing Regulation (EC) No 452/2008 of the European Parliament and of the Council concerning the production and development of statistics on education and lifelong learning, as regards statistics on education and training systems.

Participation in community projects

In January 2011 the grant-based action *"Improvement of the national education statistical system for the implementation of the provisions of the Commission Regulation concerning the production and development of statistics on education and lifelong learning"* started. The duration of the project is 18 months. Its objectives are to develop estimation methods for completing the financial data based on the data obtained in the various household surveys, to identify new data sources for covering the missing non-financial data and to develop IT programmes for completing the questionnaires according to the UOE methodology.

The Survey on Adult Education in Romania, an EU harmonised survey, was conducted under the 2005 Phare National Programme, with a target population aged between 25 and 64. The survey micro database, in an EU standardised format, was sent to Eurostat to be checked and validated in the course of 2010; the quality report was drawn up and sent to Eurostat in 2011. The main results of this survey are currently available on the Eurostat website.



During the 2011-2012 period, in the framework of the grant-based action "*Implementation of the Adult Education Survey. Revision of education variables in the EU LFS*", a new Survey on Adult Education in Romania is being conducted. This EU harmonised survey aims at assessing the level of education and training of the population aged between 18 and 69, for one or more types of formal, non-formal and informal education. The data were collected during the period from August 17 to August 31, 2011 and the survey micro database as well as the quality report (in an EU standardised format) will be sent to Eurostat in 2012. This survey is being conducted in accordance with the provisions of Commission Regulation (EU) No 823/2010 implementing Regulation (EC) No 452/2008 of the European Parliament and of the Council concerning the production and development of statistics on education and lifelong learning, as regards statistics on the participation of adults in lifelong learning.

The area of health statistics is regulated by Regulation (EC) No 1338/2008 of the European Parliament and of the Council of 16 December 2008 on Community statistics on public health and health and safety at work.

In the area of health statistics, statistical information on the assessment of medical activity by type of public or private medical centre was obtained and made available to the users, and comparable health care statistics were produced. The survey is conducted in all the public and private centres that provide medical care. In 2011 the health data were collected through the NIS e-SOP portal for the first time. The statistical data were chiefly disseminated by means of the annual publication "The activity of medical centres".

The main non-financial data on the resources in the health sector, the medical staff and the main morbidity indicators are annually sent to the World Health Organisation and Eurostat, through a standardised questionnaire, which is harmonised at European level.

The financial data and metadata concerning the health sector were sent to Eurostat through a standardised OECD-WHO-Eurostat questionnaire, which was harmonised at European level and which included statistical information on the international classification of health functions/services, health services providers and financing sources/agencies in the System of Health Accounts, for the financial year 2009. At present, the data are available both on the Eurostat website and on the OECD website. At the same time, the data series for the 2003-2008 period were rechecked.

The data on occupational diseases and accidents at work continued to be sent to Eurostat, in a standardised format and in accordance with the European methodology on occupational diseases (EODS – European Occupational Diseases Statistics) and accidents at work (ESAW – European Statistics on Accidents at Work).



Participation in community projects

Under the 2005 Phare National Programme, the sample survey *Health Interview Survey* was conducted. This survey, which was harmonised at European level, aimed at assessing the population's health status, individual morbidity and the recourse to medical services (contacting the family doctor, another doctor or dentist, using alternative medicine, admitting into a hospital) and medicines and revealing the connection between them and certain demo-socio-economic (gender, age, civil status, professional status, occupation, etc.), environmental (housing conditions) or behavioural factors (factors that have a direct impact on health: diet, tobacco consumption, alcohol consumption, practising a sporting activity or exercising). The survey micro database was sent to Eurostat in an EU standardised format for check and validation in 2010. In 2011, the micro database was reanalysed and the quality report was drawn up, in accordance with the Eurostat requirements. The main results of the survey are now available on the Eurostat website.

The final reports for the following grant-based actions were finalised and sent to Eurostat in 2011:

- *Consolidation of methodologies for the collection of the data on accidents at work and occupational diseases*, which aimed at implementing the EODS (European Occupational Diseases Statistics) methodology for the collection of sector-specific data, in accordance with the most recent European norms;
- *Project on Morbidity Statistics*, whose purpose was to investigate the national data sources and develop a matrix with the main data sources with a view to completing the short list of diseases that contribute to morbidity in accordance with the Eurostat methodology. Based on the identified data sources, the best estimate of the morbidity data was determined and the indicators requested by Eurostat were calculated. After this project ended, a Task Force-type group made up of 10 Member States, among which Romania, was created. This group aims at analysing the reports submitted by the countries participating in the 2005 and 2009 pilot projects and drawing up a methodological guide for regular reporting on morbidity data at EU level.

The grant-based action *Provision of basic information on purchasing power parity – Health component*, whose purpose is to draw up a common methodology on purchasing power parity (including the purchasing power parity that is specific to health-related products and services), which would allow international comparisons of the volume of GDP, also started in 2011. In 2011 the first report on the sources and methods used to collect the necessary information for 2009 was submitted; this project is to be finalised in 2012.

In the area of cultural statistics, information on the public and private units where cultural and artistic activities take place (libraries, museums and public collections, institutions hosting shows and concerts, publishing houses of newspapers and magazines) was obtained and disseminated through the synthesis publication *"The activity of cultural and artistic units in the year 2010"*. In 2011 the culture-related data were collected through the NIS e-SOP portal for the first time. At European level, the data are published in *Cultural Statistics – Eurostat Pocketbook*.

The Time Use Survey is being conducted during the 2011-2012 period and complies with the European methodology. The Time Use Survey is a sample survey based on which the way the population spends its time can be determined; it provides information on the nature and duration of activities as well as on the context in which all activities are performed over a specific reference period. The Time Use Survey was designed in accordance with *Harmonised European Time Use Surveys – 2008 guidelines*. The data collection started in September 2011 and will be finalised in August 2012; the reference period is the entire calendar year (365 days). The main results will be disseminated in 2013. As of 2011 the NIS participates in the UNECE Task Force that aims to develop an internationally harmonised methodology for Time Use Surveys.



In order to obtain **justice statistics**, data from the following administrative sources are collected based on the conventions concluded at inter-institutional level: the National Administration of Penitentiaries of the Ministry of Justice, the Superior Council of the Magistracy, the General Police Inspectorate of the Ministry of Administration and Interior. On the basis of these data, a series of indicators are calculated (e.g. the number of crimes investigated by the police, the crime rate, persons convicted by final judgement, etc.) and sent to international organisations (Eurostat, UNICEF, UNODC, UNECE). This information is disseminated at European level through the publications Money laundering in Europe (Eurostat and DG Home Affairs Report) and Statistics in Focus – Crime and criminal justice (Eurostat).

At the working meeting of the OECD Committee on Statistics (CSTAT) held in Geneva in June 2009, the OECD Secretariat proposed that the development of human capital accounts be promoted, with a view to conducting comparative analyses through the involvement of the Joint UNECE-Eurostat-OECD Working Group on Statistics for Sustainable Development. Following the invitation extended by the OECD Committee on Statistics (CSTAT), the National Institute of Statistics of Romania confirmed its participation, as observer, in the Consortium of Partners with a view to developing human capital accounts.

This consortium is made up of 15 OECD Member States (Australia, Canada, Denmark, France, Italy, Japan, Republic of Korea, Mexico, Netherlands, Norway, New Zealand, Poland, Spain, Great Britain, United States of America), Romania and two international organisations (Eurostat and ILO).


The main lines of action of the consortium consist in:

- making estimates of the value of human capital in various countries, based on a common set of hypotheses;
- conducting sensitivity analyses of the way in which these estimates can change if a different set of hypotheses is used;
- structuring the changes in human capital according to the contribution of the various factors (investments, depreciation and revaluations, demographic, education and labour force indicators, etc.) and by population group.

The report was finalised in 2011 by developing an internationally harmonised methodology on human capital.

3.2.12 Territorial statistics

Related to territorial development – at county or at regional level – the National Institute of Statistics drawn up and continues to develop a strategy for diversifying the statistical indicators, either by introducing new statistical surveys at territorial level or by developing and using administrative sources. The purpose of all these actions is to obtain maximum of statistical information, as pertinent, as useful. Taking into account the continuous increasing demand of institutions responsible for regional policy and development for statistical data at territorial level, as well as the statistical data requests for regional statistical data of the European Commission, included in the Eurostat Activity Programme and in the Annual Reference Guidelines on Regional Statistics issued by Eurostat, the Annual National Statistical Programme points out the efforts of Romanian official statistics related to the adoption of the Acquis Communautaire, respectively Eurostat requirements in the field of regional statistics. Analysing the representativeness at territorial level of the statistical surveys carried out by NIS in 2011, it is worth mentioning that 89 of them are structured in view to ensure information at regional level, 65 ensure the representativeness at county level and 32 at locality level.



No. Statistical field	Number of statistical surveys by profile of data processing		
	development regions	counties	localities
1 Economic statistics			
1.1 Statistics of agriculture	10	8	-
1.2 Statistics of forestry and environment	7	6	-
1.3 Statistics of enterprises (including opinion surveys)	7	1	-
1.4 Statistics of industry	-	-	-
1.5 Statistics of energy, gas and water	2	2	2
1.6 Statistics of construction and investments	4	4	3
1.7 Statistics of domestic and foreign trade	2	2	-
1.8 Statistics of services	17	11	3
1.9 Research & development and innovation	4	3	-
2 Social statistics			
2.1 Statistics of population and demography	7	7	7
2.2 Statistics of living standard	3	-	-
2.3 Statistics of labour force	3	2	-
2.4 Statistics of social protection	1	1	-
2.5 Statistics of education	13	13	13
2.6 Statistics of culture	4	4	-
2.7 Statistics of health	1	1	-
3 Statistics of prices	4	-	4

Of total statistical surveys designed in view to provide information at county level, over 60% belong to economic statistics and 40% to social statistics.

As for statistical surveys design in view to provide information at regional level, the economic field holds a weight of about 60%, the social field about 36% and prices statistics accounts for 4%.

NIS currently ensures data at regional level for almost all the statistical fields, in accordance with the Acquis Communautaire provisions. The level of regional statistics compliance with the statistical Acquis Communautaire is complete for the following fields: demography, education, labour force, migration, science and technology, structural business statistics, health, tourism, transport and energy. For the statistical fields regional data are not yet fully compliant with the EU norms and standards, NIS jointly perform, with other ministries and concerned institutions, based on collaboration programmes and conventions, preparatory works in view to reach full compliance of regional statistical indicators.

Participation in community projects

In 2010, the European Council approved Europe 2020 Strategy for smart, sustainable and inclusive economic growth. The cohesion policy is a key mechanism for Europe 2020, with a long lasting tradition in designing and implementing integrated regional and urban programmes, based on a partnership with local and regional authorities, economic operators, social partners and civil society.

The drawing up of such policies and programmes is not possible in the absence of reliable statistics on small areas, while urban and rural development statistics are the components of regional statistics at European level.

Urban statistics is one of the newest components of regional statistics at European level; in view to ensure an integrated and comparable framework for data collection at town level, the European Commission DG for Regional Policy initiated the Urban Audit Project.

This project is conducted by Eurostat in view to set up a database with statistical information at town level, for a considerable number of variables, allowing for comparisons between European towns, for analyses on disparities, as well as for supporting regional policy decision making.

In 2011, NIS continued to collaborate with Eurostat in the field of urban audit, finalising a new stage of this project.

With the assistance of the involved territorial statistical offices, NIS finalised the **“Urban Audit 2009 – 2010”** project, whose purpose was the collection and transmission to Eurostat of information from various statistical fields, at the level of 27 towns for the period 2005 – 2009. These statistical data will be available on the Eurostat website, within a database related to urban statistics. Eurostat envisages the continuation with urban statistics by implementing a new project “Urban Audit 2012 – 2013”, where the number of participant town will increase (34 towns being proposed for Romania).

Rural development statistics, another component of regional statistics envisages the measurement of economic, social and environment issues related to rural areas; these areas provide a picture of characteristics specific to regions (NUTS 3) according to their nature (rural/urban).



In 2011, NIS participated in the achievement of a project on the **collection of data at NDTs 3 level (data at county level) for rural development statistics** developed by the European Commission. The main purpose of this project was checking out all the available data sources and the provision of necessary data for the indicators requested by Eurostat, at NDTs 3 level.

This project was carried out during eleven months, namely January – November.

One of the project effects was the setting up of a database with indicators classified in accordance with the new Eurostat typology of rural areas, as well as of a metadata base.

The main undertakings aiming at reaching the proposed objectives were: carrying out an inventory of available data sources; data collection by statistical fields: migration, population structure by age and sex, tourism, employment, agriculture weight in GDP, education, health, as well as information regarding the location of education and health units; setting up a metadata base for the provided indicators; setting up a repository for a future data delivery.

3.3 Internal public auditing activity

In 2011, the auditing activity was performed in some territorial and functional units of NIS, in accordance with the annual schedule approved by NIS President based on Law no. 672/2002 and on the specific norms on internal auditing activity.

The substantiation of Internal Auditing Schedule was done based on the analyses of risks associated to various structures, activities and projects and on flash criteria proposed by the Government General Secretariat, on the human resources of the department correlated with the number of subordinated entities and finally with the observance of auditing frequency, at least once in three years.



Auditing missions took place in 16 subordinated institutions, for 7 activities carried out within NIS headquarters, 25 projects/grant agreements (external funds) and a mission aiming at the assessment of internal managerial control system. The activities are to be found among the general objectives of harmonising internal auditing practice within the NIS with the auditing standards accepted at national level and with the best international practice.

The updated internal auditing schedule for 2011 was entirely accomplished.

As compared to 2010, the quality of internal auditing reports was improved in 2011, identifying a higher number of problems followed by punctual recommendations on the activities of audited structures and projects, at the same time with an improvement of internal managerial control activity for most of the structures, preponderantly of those where problems were identified or where the previous internal auditing resulted in poor internal controls.

Knowing and identifying the risks, quantifying the effects of those produced by departments staff and responsible persons, or by the heads of units within NIS were in focus. Thus, the activity of these structures was enhanced in terms of effectiveness and performances of functional structures in implementing policies, programmes and actions meant to improvements, in view to effectively manage the public funds.

The risks, findings, conclusions and recommendations mainly address the functioning of internal managerial control system.

All the recommendations were either already implemented or their implementation is ongoing.

In 2011, the control environment improved in NIS, becoming favourable to an auditing activity based on the promotion of ethic values and on sensitising the staff in relation with possible risks, as well as on an organisational policy adequate for reaching the strategic objectives.

The programme for quality ensuring and improvement was accomplished and is to be updated.

We appreciate that the recommendations implementation in the activity of audited institutions leads to their increased new value added. The folder of each auditing mission carried out by the responsible department and endorsed by NIS President also includes a centralised form of all recommendations, with deadlines and responsibilities in implementing them. This document, together with the written answers of concerned entities received by the Audit Department, are the priority subject matter for the next auditing missions.

Increasing attention was and is still paid to the documentation stage of the auditing mission, by the thorough knowledge of the normative and procedural framework and of the audited activities, thus allowing for the approach of major issues, with major risk and impact upon the institution and for bringing a plus of value added to the audited activity based on recommendations.

The recommendations included in the audit reports are feasible and judicious from economic standpoint and have a major significance for the predictable effects upon the audited activity and are based on solid consultations. The recommendations have and will continue to have an anticipative nature and, as such, of preventing eventual problems or negative trend at the level of the whole activity, contributing to the setting up of management performance development system.

3.4 Investments, modernisation

In 2011, the **procurement, investment and modernisation** work consisted of 21 procurement procedures: open bids, calls for tenders and negotiations on the contracting and monitoring of the provision of services, the supply of goods and the execution of construction or repair works; more than 50% of these procedures were organised on-line through electronic means.

The procurement, investment and modernisation work was mainly focused on ensuring the necessary technical and material conditions for the preparation and conducting of the 2011 Population and Housing Census; specifically, public procurement procedures for contracting the following items were organised:

- 1 IT equipment: computing equipment for the processing of the 2011 PHC data – 4,998 thousand lei, excluding VAT;
- 2 IT solutions: an integrated computer system for the processing of the 2011 PHC data – 1,943 thousand lei, excluding VAT;
- 3 services:
 - the printing and distribution of statistical tools for the 2011 PHC – 9,847 thousand lei, excluding VAT;
 - the promotion of the 2011 PHC (including through auxiliary material) – 4,945 thousand lei, excluding VAT.

In meeting all the requests of the territorial divisions of statistics, the Procurement, Investment and General Administration Services Division ensured the necessary repairs on buildings and their facilities were made, namely:

- Ilfov County Division of Statistics – the setting up of the archive and internal repairs – 148,822.00 lei;
- Călărași Regional Division of Statistics – repairs on the facade of the building and internal repairs – 190,500.00 lei;
- Botoșani County Division of Statistics – changing the woodwork and repairs on the electrical wiring – 75,000.00 lei;
- Argeș County Division of Statistics – internal repairs – 35,000.00 lei;
- Dâmbovița County Division of Statistics – internal repairs – 32,000.00 lei;
- Alba Regional Division of Statistics – external repairs – 30,000.00 lei;
- Tulcea County Division of Statistics – repairs on the roof of the archive building – 25,900.00 lei.

Following a series of failures, funds amounting to 200,362.00 lei were allocated to the NIS headquarters for repairs on the hot water pipe, leakage repairs and internal repairs.

The following problems haven't been solved yet:

- 1 adequate premises for the Sibiu, Hunedoara and Harghita County Statistical Offices are to be ensured;
- 2 due to the wear and tear of the low-level network for IT and telecommunications equipment and the implicit risk related to its functioning, the network has to be rehabilitated; that is an absolutely necessary investment objective, but it also has significant budgetary implications.



3.5 Legal activity

In 2011, the legal activity of the NIS was mainly focused on making sure the activities of the institution complied with the law and on protecting its property interests, and consisted in:

- drawing up the legal documents that are needed in court, both for the National Institute of Statistics (central office) and for the territorial statistical offices;
- endorsing the orders issued by the institution's top management, the public procurement contracts, the protocols of co-operation with other relevant ministries/bodies of central government; monitoring the issuance of normative provisions and drawing attention to the content of those with implications for the activity of the NIS; providing legal counsel to the NIS and the territorial statistical offices;
- drawing up the draft legislation initiated by the NIS and constantly monitoring its endorsement. This draft legislation includes, among others:
 - Government Emergency Ordinance No 34/2011 amending and completing Government Ordinance No 36/2007 on the conducting of the Population and Housing Census in Romania in 2011;
 - Government Decision No 1025/2011 on the approval of the 2011 Annual National Statistical Programme;
 - Government Decision No 922/2011 amending and completing Government Decision No 1502/2009 on the organisation and conducting of the Population and Housing Census in Romania in 2011;
 - Draft Government Decision on the amendment of Annex 40 to Government Decision No 1705/2006 approving the central record of the state's public goods.

3.6 Activity of Territorial Statistical Offices

The main objective of the Territorial Statistical Offices is to ensure high quality standards alongside all segments of statistical surveying process. Under these circumstances, the necessary prerequisites of ensuring consistent and reliable statistical data and information are created. The quality of obtained statistical indicators is decisively conditioning the accuracy of analyses carried out at territorial level and, ultimately, the quality of social and economic policy decisions adopted at this level.

The overall activity of Regional/County Statistical Offices was based on the observance of norms, objectives and best practices in the processes used for official; statistics organisation, collection, processing and dissemination, as well as on actions intended for the improvement of these statistics effectiveness, reliability, relevance and consistency.

Being based on the fundamental principles of official statistics functioning and on the priorities included in the National Statistical System Development Strategy, the objectives of the Territorial Statistical Offices for 2011 included the following actions:

- ensuring the continuous progress of statistics in accordance with NIS responsibilities;
- setting up inter-institutional partnerships;
- assisting the Regional Development Agencies, the Prefectures, the County Councils and the local councils by providing statistical data and information requested in view to draw up projects and studies with EU funding or co-financed;
- cooperation with data and information providers;
- upgrading data collection, processing and analyses.

In view to carry out their activities, based on the principles of scientific autonomy, relevance, confidentiality, accuracy, timeliness, transparency, accessibility, consistency, statistical deontology and cost efficiency, a series of actions and measures were adopted at the level of Regional/County Statistical Offices, meant to ensure the achievement of surveys included in the Annual National Statistical Programme 2001 within the stipulated deadlines and in high quality conditions.

In this sense, the activity of Territorial Statistical Offices carried out in 2011 complied with the Annual National Statistical Programme 2011 and included the collection of data for all the statistical surveys (annual and infra-annual), drawing up analyses and syntheses on the monthly evolution of the main economic and social indicators, setting up and updating data series and last but not least, meeting the needs of all user categories by supplying statistical data and information as complete and qualitative as possible.

In accomplishing the objectives established for 2011, the development of data collection and processing capacity, as well as the development and upgrading of electronic data processing were in focus. In this sense, the year 2011 meant an important step forward in increasing the effectiveness of online data collection process via eSOP (eSurvey Online Portal). As such, this solution for data provision was adopted by 25-50% of units involved in various monthly statistical surveys, preponderantly by public administration units.

As result of the concerns for increasing the degree of statistical data collection, a high response rate was reached in 2011, ensuring at the same time the observance of deadlines established by NIS.

Likewise, in 2011 the Territorial Statistical Offices were involved in two objectives of major significance for the Romanian statistical system: finalising the General Agricultural Census 2010- 2011 and carrying out the Population and Housing Census 2011.

In this sense, the technical and methodological support for GAC data collection was provided, this stage being finalised in the beginning of 2011.

The preparatory works for the Population and Housing Census were finalised in the second half of the year, thus succeeding, with significant efforts, to reach the objectives of all the preliminary stages (setting up the localities sectors, selecting and training the census staff and promoting census related actions in mass media). Likewise, the activities specific to the preparation and organisation of Population and Housing Census took place under appropriate conditions, under the coordination of the Technical Secretariat of Population and Housing Census Central Commission.

The TSO were permanently concerned about maintaining and updating the existing databases, covering a wide range of indicators from the economic and social fields. At localities level, the databases were updated with indicators on territorial endowment, population, labour force, education, culture and arts, health care, agriculture, construction of dwellings, post and telecommunications, tourism, etc.

The dissemination activity focused on improving, diversifying and modernising the ways of data dissemination, on increasing the timeliness and accuracy in drawing up answers to user requests, at the same time with ensuring the necessary quality, by observing the principles of transparency and confidentiality of provided information and data, under equality conditions for all users and in accordance with the Law on the organisation and functioning of Romanian official statistics. This activity was carried out both via STO websites and by direct contact with the beneficiaries of statistical data. The administration of websites at county level represented a major activity in 2011, resulting in a more attractive interface between the beneficiaries of statistical information and the Territorial Statistical Offices.

At the same time, the dissemination activity also involved the dissemination of publications (Monthly Statistical Bulletin of the County, the Statistical Yearbook of the County, etc.), statistical data and information, either periodically or by request, in view to accurately and timely inform local public authorities, the de-concentrated state institutions, mass-media, the education institutions (teaching staff, students, pupils) and scientific research, business environment and other statistical data users on the economic and social situation of the county.

The experts of the Territorial Statistical Offices actively participated in the working groups established in view to draw up comprehensive synthesis works (county programmes on social inclusion, urban development programmes) and represented the institution in various committees, commissions and councils (Prefecture Councils, County/Regional Commissions and Local Committees).

The development of electronic data exchange between territorial public institutions was also envisaged, in view to improve and to increase the use of administrative data sources.

In 2011, the relationships of Territorial Statistical Offices with mass-media improved, achieving a timely and transparent debriefing of the public by means of press releases on the evolution of main economic and social indicators, inflation, earnings, etc. At the same time, the institution promotion was carried out by informing mass-media about the activities carried out in 2011 or on the occasion of certain anniversary events.

Likewise, the upgrading and the maintenance of IT networks were in focus, in view to ensure the maximal parameters for taking over and processing a high volume of statistical data.

The efficiency of activities carried out by statisticians is also based on the permanent concern for improving the vocational training. In this sense, vocational training courses were organised in 2011 for civil servants (ECDL, Human Resources Management, etc.), as well as specialised training courses organised under various projects with external funding.

The improved statistical quality and management within the Regional/County Statistical Offices were reflected in the improved activities, Total Quality Management monitoring, strengthening and consolidation of technological infrastructure, a better organisation and an improved efficiency in the use of human and financial resources.

4. Difficulties encountered in 2011

In the area of IT infrastructure and applications, the difficulties encountered were the same as the previous years, namely:

- limited and insufficient financial resources for financing, carrying out and implementing the activities included in the NIS Strategy and implicitly in the IT Strategy of the NIS:
 - the rehabilitation of the hardware and software reconfigurable structured cabling network for data/voice transmission;
 - a disaster recovery solution;
 - an IT solution for the collection of household data with the help of portable computers (devices);
 - an IT system for the automatic management of documents in the NIS;
- annually providing the technical support and the maintenance of the licences under which the national statistical IT system operates: global antivirus solution, Oracle, SAS, Kofax, solution for the management and monitoring of the IT infrastructure;
- the severe shortage of staff with IT skills; the very high number of vacant positions (19 vacant positions of the total 40 within the Division for the Design and Maintenance of IT Applications, a Division that is in charge of the functioning of the national statistical IT system as regards IT applications); the impossibility to organise competitions for filling the vacant positions; the modest salaries of the IT specialists as compared to the salaries of the IT specialists on the IT market; the structure of the staff is inadequate and does not meet the requirements involved in the management of a state-of-the-art IT architecture, a problem faced by the Division for the Management of the Statistical IT System and System Engineering;
- the unscheduled interruptions to power supply and the voltage fluctuations caused damage to some PC sources, UPSs and server hard disks and generated failures at the level of the entire IT system (domain servers, e-mail servers, NIS website, network, etc.).

In 2011, macroeconomic statistics, national accounts statistics, government finance statistics and the other related areas faced a series of problems that affected the timeliness and quality of the work. Most of the difficulties encountered originate in the lack of staff and the little experience of part of the existing staff. Among the activities postponed to 2012 there are:

- the revision of quarterly accounts according to NACE Rev. 2 for the years 2008-2011;
- the initiation of the revision of annual accounts according to NACE Rev. 2 for the years 1995-2007;
- the improvement of national accounts decided in co-operation with Eurostat (the initial deadlines were in 2011);
- the breakdown of environmental expenses according to COFOG 2 (the Ministry of Public Finance could not provide the necessary data).

The major difficulties encountered in business statistics were:

- an increase in the non-response rate, particularly in the case of the large enterprises that are especially important to the economy;
- the difficult identification of the units that have R&D activity, as the international methodology requires that known and unknown units be selected;
- difficulties in the translation, interpretation and adjustment of the terminology used in the Community Innovation Questionnaire;
- the extension of the final validation of the data due to the fact that the County Divisions of Statistics had to be recontacted and asked to pay a new visit to certain units in order to fill in/correct the data;
- the fact that the vacant positions were blocked led to an increase in the workload of the employees.

In 2011, the main problem **agricultural statistics** and the other statistical fields had to deal with was the lack of staff. Consequently, it was difficult to meet the deadlines of the statistical surveys/works and the risk in terms of the quality of statistical data increased.

Our collaboration with the Ministry of Environment and Forests, the National Agency for Environmental Protection and the Ministry of Agriculture and Rural Development with regard to the co-ordination and consistency of the statistics compiled by us and these institutions was not perfect.

But the normal and quality production of agricultural statistics was most of all affected by the late allocation of resources to the 2010 General Agricultural Census.

The **foreign trade statistics** is still dealing with major problems due to the exclusive responsibilities of the NIS in this area. Most of the difficulties we encountered after the implementation of the Intrastat statistical system (when Romania joined the European Union), difficulties that affected the timeliness and quality of the statistical activities related to the international trade in goods, have continued to be a problem in 2011.

The main difficulties were:

- a massive revision of the data by the exporters and importers with a high weight in Romania's trade, which may jeopardise the quality of the intra-Community trade data published as provisional data. In order to meet the reporting deadlines (15 days following the end of the reference month), many companies submit partial Intrastat declarations and later, after a few days or even a few months, they submit revised Intrastat declarations that are very different from the initial ones;
- the high workload of the employees, particularly the employees of the department that validates the collected Intrastat data, considering that the Intrastat statistical survey involves the monthly collection of data from approximately 20,000 economic operators. Each person working in the department in charge of the validation of the collected Intrastat data has to monitor and ensure data quality for circa 2000 companies. In order for the collected Intrastat data to be validated and so as to make sure the quality of the published statistical results is adequate, additional tasks involving the validation of Intrastat data were assigned to employees from other departments of the Foreign Trade Statistics Division;
- the significant number of errors contained in the monthly Intrastat declarations, amplified by the fact that, due to the economic crisis that also affected the Romanian companies, the data providers gave up on the specialised staff that completed the Intrastat statistical declarations (most of the former submitters of declarations became declaring third parties, according to Law No 422/2006 and the Community regulations in force). Therefore, the task of completing and submitting the Intrastat statistical declarations was assigned to inexperienced persons, which affected the quality of the collected data, as can be seen in the increased number of errors.

Up to this phase of the report, the activities carried out for the **Population and Housing Census** encountered the following difficulties:

- An insufficient number of persons were assigned (according to the budget allocated for the Population and Housing Census) to upload and control the Population and Housing Census data at the level of the County Divisions of Statistics. After all the completed forms were compiled, the poor quality of the data required that additional resources be allocated for the codification, validation and entry of the data, so that the deadline for the entry and correction of data in the counties (a deadline that was initially set out in the PHC Programme) could be met;
- The lack of a special legislative framework that allows the hiring of certain categories of people as census personnel (e.g. unemployed persons who receive an unemployment allowance, early retired persons, mothers on maternity leave) generated a serious lack of census personnel during the period that preceded the data collection, which led to increased flexibility in the conditions of employment for the census staff and the quick conducting of new training sessions, which affected the quality of the data entered in the registration forms/summarising tables;
- The publication by the mass-media of erroneous information concerning the data collected at the Population and Housing Census and the hostile attitude of part of the mass-media led to increased mistrust in this statistical survey and the prestige of the NIS was affected.
- The lack of involvement by institutions that had responsibilities related to the organisation and conducting of the Population and Housing Census made the National Institute of Statistics also get involved in issues other than the methodological and organisational ones.

5. Priorities of 2012

IT infrastructure:

- implementing a great number of statistical surveys (as many as possible) for which the reporting is done online (through the web portal for the on-line processing of statistical data) in the national statistical system;
- rehabilitating the hardware and software reconfigurable structured cabling network for data/voice transmission;
- developing the metadata description structure with a view to standardising and harmonising them with the ones used at European level and improving the content of the reference metadatabase;
- continuing to improve and extend the information contained in the TEMPO database;
- harmonising the national reference metadata (to the ESMS standard) by using the NRME (National Reference Metadata Editor) application, through a gradual approach, in accordance with the flow and periodicity of activities.

National accounts and government finance statistics:

- compiling the annual national and regional accounts for the year 2010;
- compiling the quarterly accounts for the year 2012;
- revising the annual, quarterly and regional accounts according to NACE Rev. 2 for the years 1995-2007;
- revising the annual, quarterly and regional accounts with a view to ensuring their consistency with the general government accounts for the years 1995-2007;
- applying the 50% test for the year 2011 to the public companies observed;
- extending the calculation of the general government expenditure to COFOG level 2 functions;
- starting the activities related to the estimation of the informal economy.

Short-term indicator statistics:

- preparations for changing the base year (2010) and the weighting system for short-term statistics;
- recalculating the data series according to the new base year (2010);
- improving the data sources needed for the experimental compilation of the satellite tourism account;
- extending the e-SOP project for the on-line collection of statistical data on the production of meat, milk and dairy products and the metal industry;
- redesigning the questionnaires used for the collection of data on research and development;
- rethinking the way in which the sample of enterprises for the high performance sector of the business environment is drawn;
- redesigning the questionnaires used for the collection of housing data;
- issuing a press release with provisional data from the statistical survey *Innovation in industry and services during the 2008-2010 period*;
- successfully completing the grant-based project *Improvement of innovation and R&D statistics in the framework of the Europe 2020 Strategy*;
- studying the possibility to take the information collected by the Ministry of Regional Development and Tourism from the tourist accommodation establishments through the Integrated Record Keeping System for Tourists (SIET), with a view to reducing the statistical burden on respondents.

Agricultural statistics:

- conducting the statistical surveys “Pesticides placed on the market” and “The production potential of fruit tree plantations and the potential of the vineyards intended for table grapes”;
- finalising the 2010 General Agricultural Census and the 2010 Survey on Agricultural Production Methods and disseminating the final results at national level, through a press release and publications, and sending the results to Eurostat by means of the Eurofarm file;
- preparing an organisational and methodological framework for conducting the 2013 Structural Survey in Agriculture;
- drawing up the quality report on economic accounts in agriculture;
- completing the projects “Support for the development of a set of territorial indicators for monitoring the sustainable development strategy” and “Environmental accounts – Environmental taxes” (projects that are based on Eurostat grants);
- drawing up the paper “Statistics and environmental accounts”.

Foreign trade statistics:

- the methodological development of international trade statistics: participating alongside Eurostat and the other EU Member States in the drawing up of the Guidelines on implementing the Intrastat and Extrastat legislation and in the identification of mid- and long-term measures for the simplification of the Intrastat statistical system;
- continuing to monitor the changes in the customs policies and the electronic customs systems for the collection of Extrastat data with a view to ensuring the coverage of the data on the extra-Community trade in goods as the provisions of the Modernised Customs Code are implemented by the National Customs Authority;
- collaborating with the National Bank of Romania in the conducting of the pilot survey on the international trade in services (the tasks of the NIS are set out in the Annual National Statistical Programme for 2012);
- compiling the first statistical data on the extra-Community trade in goods by invoicing currency and sending them to Eurostat, according to the Community statistical regulations in force;
- drawing up the annual quality assessment report on international trade in goods statistics for the reference year 2011.

Social statistics:

Population and Housing Census:

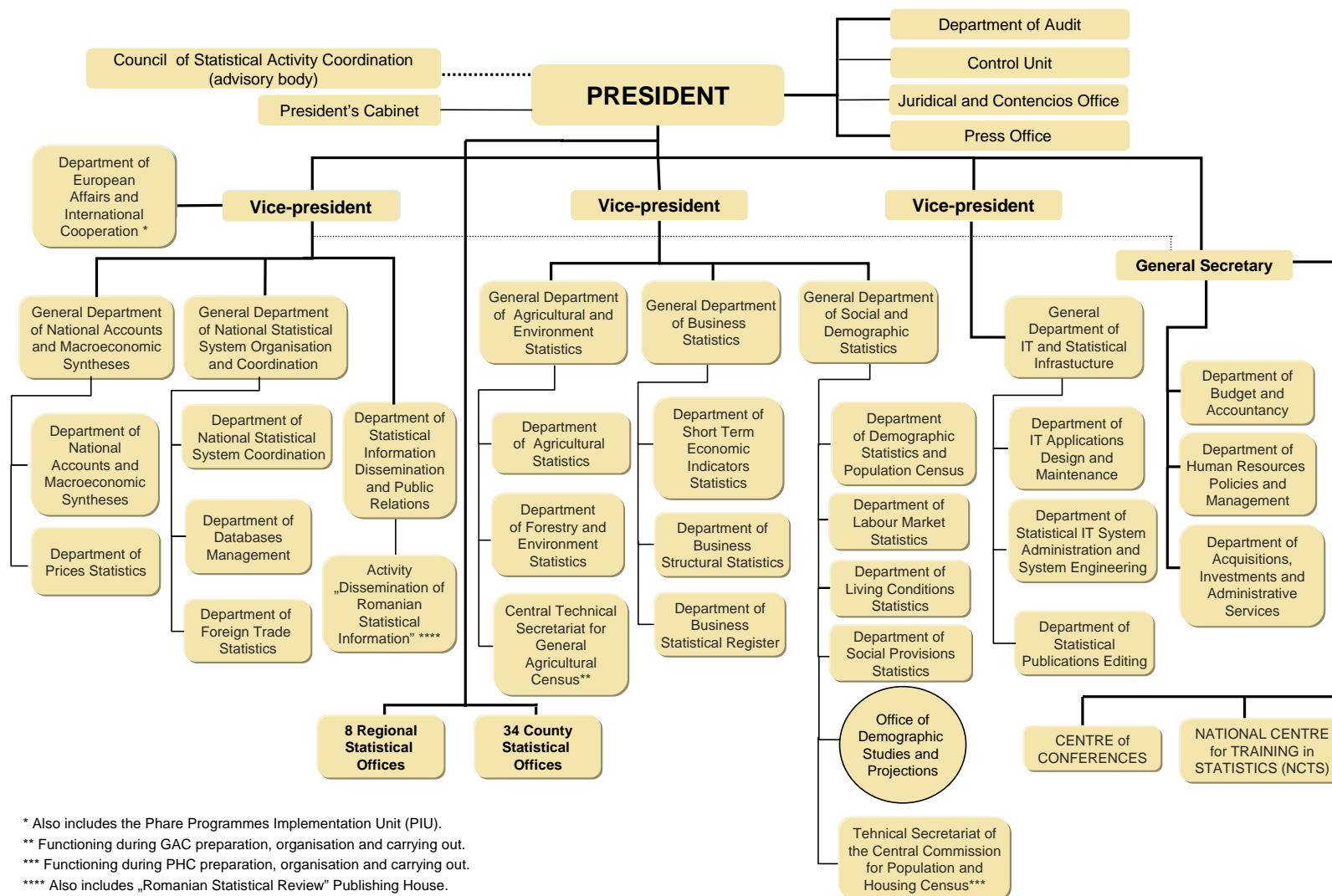
- meeting the deadlines set out in the 2011 PHC Programme, especially as regards the uploading of the individual data contained in the registration forms to the PHC database;
- ensuring the quality of the resulting indicators;
- disseminating the provisional and preliminary results;
- processing the data in order to obtain the final results of the 2011 PHC.

Other activities related to social statistics:

- developing the econometric model for the estimation of external migration starting from the results of the 2011 PHC, both for the 2002-2010 period and for the next inter-census period;
- implementing the recommendations drawn up within the working group for the improvement of the Household Labour Force Survey;
- designing the new EMZOT master sample;
- extending the results of the Time Use Survey;
- extending the results of the Adult Education Survey;
- signing a co-operation protocol which involves several public institutions (the National Institute of Statistics, the National Agency for Fiscal Administration, the Labour Inspectorate, the National Agency for Family Protection, the National Public Pensions Agency) and which is aimed at developing an organisational and methodological framework for integrating the information from both administrative and statistical sources;
- finalising the processing and analysis of the data of the 2010 Structure of Earnings Survey;
- producing and disseminating the statistics on vocational training in enterprises for 2010;
- qualitatively assessing the organisation and results of the statistical survey on vocational training in enterprises.

ANNEXES

Organization Chart of the NATIONAL INSTITUTE of STATISTICS



BUDGETARY EXECUTION IN 2011 AS COMPARED TO 2010

Annex 2

- thou lei -

	2010				2011			
	Annual provisions 2010		Payments on 31.12.2010	% Payments against final provisions	Annual provisions 2011		Payments on 31.12.2011	% Payments against final provisions
	Initial	Final			Initial	Final		
TOTAL EXPENDITURE financed from the state budget	107403	112790	109147	96.77	136000	125411	120686	96.23
- Personnel expenditure	68538	65488	64600	98.64	65693	59765	58424	97.76
- Goods and services	19661	17601	16740	95.11	44510	46577	44337	95.19
- Transfers	82	125	81	64.80	164	208	162	77.88
- Projects with FEN funding	15777	28563	26729	93.58	17400	9912	8972	90.52
- Capital expenditure	3345	1013	997	98.42	8233	8949	8791	98.23
TOTAL EXPENDITURE financed from external non-refundable funds	27339	24882	14028	56.38	11740	11740	10987	93.59
- PHARE Programmes and OTHER programmes with non-refundable funds	10269	10269	6864	66.84	2505	2505	2484	99.16
- Programmes funded from transition facility	1260	1260	819	65.00	360	360	344	95.56
- Other facilities and post-accession instruments (EU grants)	15810	13353	6345	47.52	8875	8875	8159	91.93
TOTAL EXPENDITURE financed from own revenues	2769	2769	587	21.20	2742	2742	663	24.18
- Personnel expenditure	1166	1166	177	15.18	892	892	142	15.92
- Goods and services	1503	1503	401	26.68	1800	1800	516	28.67
- Capital expenditure	100	100	9	9.00	50	50	5	10.00