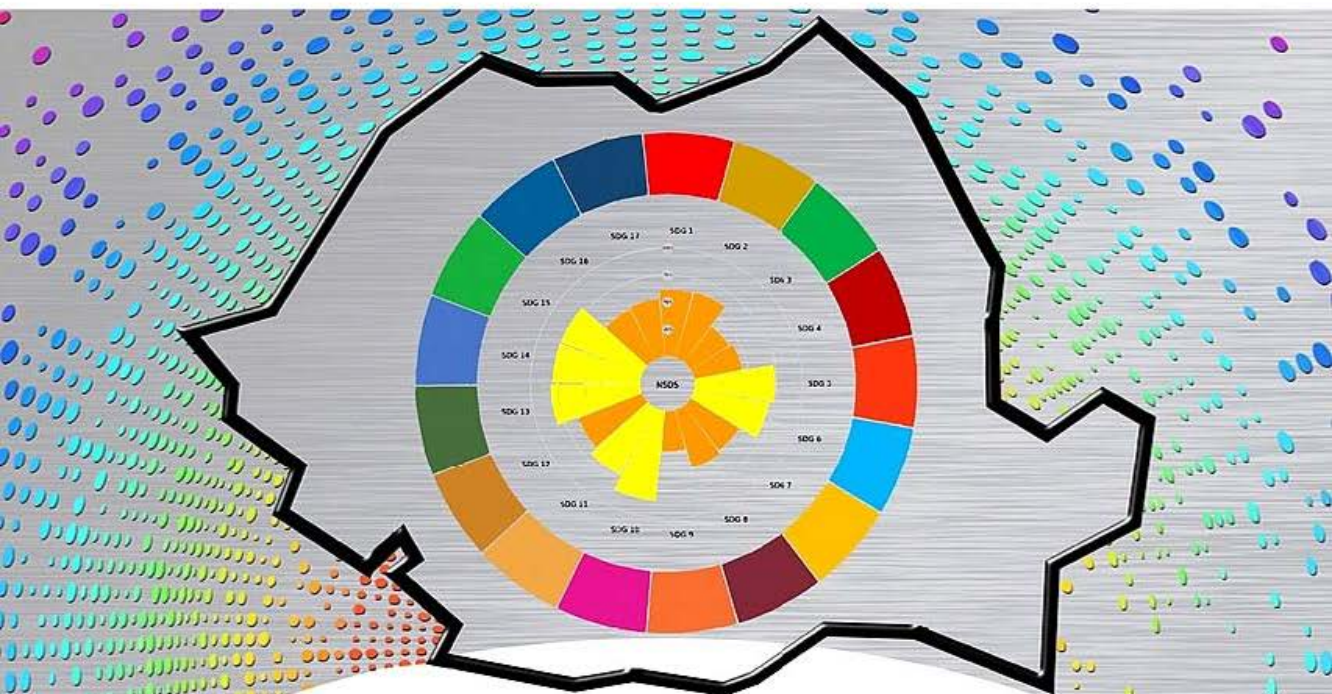




EUROPEAN UNION



SUSTAINABLE ROMANIA

Progress Report 2030 HORIZON Summary



SECRETARIAT GENERAL
OF THE GOVERNMENT



NATIONAL
INSTITUTE OF
STATISTICS



DEPARTMENT FOR
SUSTAINABLE
DEVELOPMENT



www.poca.ro



Progress Report 2030 HORIZON Summary

Printed by National Institute of Statistics

Bucharest

2023

Publication coordinators:

Tudorel ANDREI - President

Marian CHIVU - Vice-president

NATIONAL INSTITUTE OF STATISTICS

László BORBÉLY - State Councilor

DEPARTMENT FOR SUSTAINABLE DEVELOPMENT

Edition coordinators:

Carmen Aurelia ROMANIUC - Partner project coordinator

NATIONAL INSTITUTE OF STATISTICS

Ileana Luminița BĂLĂLĂU - Project Manager

DEPARTMENT FOR SUSTAINABLE DEVELOPMENT

Authors:

Carmen Aurelia ROMANIUC

Daniela ANASTASIU

Elena BĂNICĂ

Ioana DIMA

Nela NĂDRAG

Florina Mihaela SAVU

Artur Emilian SIMION

NATIONAL INSTITUTE OF STATISTICS

Technical editing and layout:

Daniela ANASTASIU, Elena BĂNICĂ, Ioana DIMA,

Nela NĂDRAG, Florina Mihaela SAVU, Artur Emilian SIMION

NATIONAL INSTITUTE OF STATISTICS

Cover: Alexandru POPESCU

Printed by: National Institute of Statistics

ISBN 978-606-8590-34-9





TABLE OF CONTENTS

Introduction	5
Dashboard - short term	6
Dashboard - long term	7
Goal 1. No poverty	8
Goal 2. Zero hunger	10
Goal 3. Good health and well-being	12
Goal 4. Quality education	14
Goal 5. Gender equality	16
Goal 6. Clean water and sanitation	18
Goal 7. Affordable and clean energy	20
Goal 8. Decent work and economic growth	22
Goal 9. Industry, innovation and infrastructure	24
Goal 10. Reduced inequalities	26
Goal 11. Sustainable cities and communities.....	28
Goal 12. Responsible consumption and production.....	30
Goal 13. Climate action	32
Goal 14. Life below water	34
Goal 15. Life on land	36
Goal 16. Peace, justice and strong institutions.....	38
Goal 17. Partnerships for the goals	40
Conclusions	42
Abbreviations	44

INTRODUCTION

The synthesis report aims to present an impartial assessment, based on statistical indicators, of the progress made by Romania in achieving the Sustainable Development Goals in the last 15 years. In addition, short-term progress (the last five years with available statistical data for the indicators) is illustrated to give an indication of the dynamics of recent changes. Given the time lag regarding the availability of statistical data, the latest data mainly refer to the years 2020 or 2021.






The report begins with a dashboard summarizing Romania's overall progress towards achieving the Sustainable Development Goals, followed by a summary of the 17 goals. The dashboard enables users (Government, policy makers, researchers, academics and other stakeholders) to perform quick analysis through visualizations and data exploration from multiple administrative data sources.

	"Good" trend in achieving the target / objective
	"Moderate growth" trend in achieving the target / objective
	"Insignificant growth / stagnation" trend in achieving the target / objective
	"Decreasing" trend in achieving the target / objective

Legend of graphical representations of targets / objectives in the dashboard

For each of the 17 objectives, the evaluation was carried out taking into account all 291 national indicators for sustainable development, main and additional indicators, in the report being represented only the main indicators and/or common indicators with the global set of indicators, in a maximum number of 8 indicators for each objective. To view the data for all indicators, you can access the [online TEMPO database](#) or the [section](#) dedicated to the project on the website of the National Institute of Statistics.

All 291 indicators were evaluated by assigning a score from 0 to 4, according to the average annual growth rate, according to the [methodology established within the project](#). The scoreboard helps to quickly identify the priorities for further actions and indicates the direction in which Romania is heading in achieving the objectives and targets of the 2030 Romania's Sustainable Development Strategy.

	Indicators whose level and trend are above the 2030 target level
	Indicators that have not reached the 2030 target and whose evolution is increasing towards the 2030 target with an average annual growth rate greater than or equal to the required annual growth rate to reach the 2030 target
	Indicators that have not reached the 2030 target and whose evolution is increasing towards the 2030 target with an average annual growth rate between 50% and 100% of the annual growth rate needed to reach the 2030 target
	Indicators that have not reached the 2030 target and whose evolution stagnates or increases towards the 2030 target at a average annual growth rate lower than 50% of the annual growth rate required to reach the 2030 target
	Indicators that have not reached the 2030 target and an evolution is in the opposite direction to the 2030 target

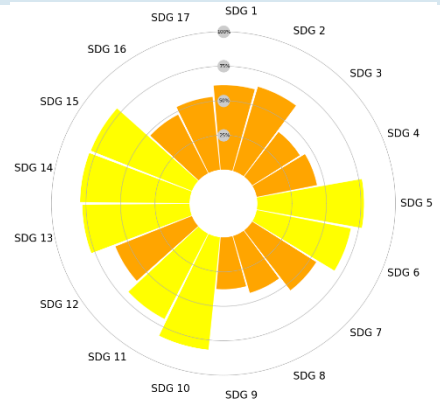
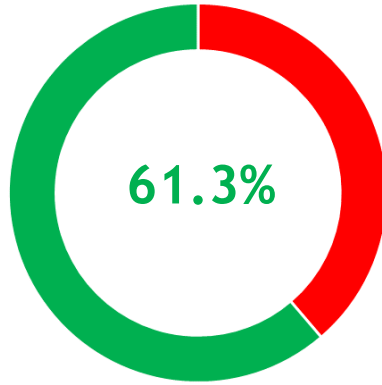
Legend of graphical representations of indicators in the report

This report was prepared within the project "Sustainable Romania - Development of the strategic and institutional framework for the implementation of the National Strategy for the Sustainable Development of Romania 2030", code SIPOCA 613/code MySMIS 127545, by the National Institute of Statistics, using the latest available data for the national indicators of sustainable development, which were validated by the Advisory Council for Sustainable Development on February 14, 2022.

DASHBOARD

Short Term¹

Overall score



Assessment of Sustainable Development Goals



Progress targets SDNS 2030

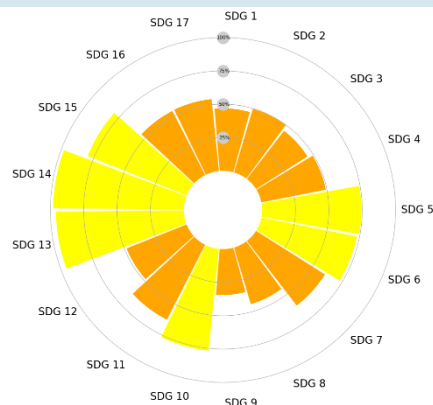
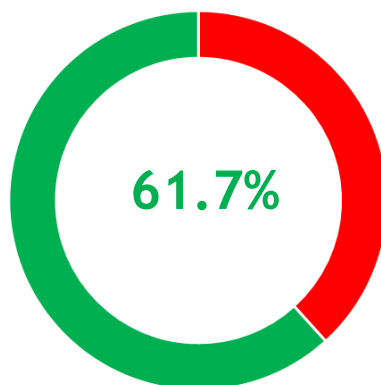
SDG	Score	T1	T2	T3	T4	T5	T6	T7	T8	T9	T10	T11
SDG 1	61.2%	→	→	↗								
SDG 2	63.7%	↓	↑	↗	→	↗	↑	→				
SDG 3	40.8%	→	→	↗	→	↑	↓	↗	→	↓	↓	
SDG 4	44.4%	→	↓	↓	→	↑	↗	↑	↓	→	↗	→
SDG 5	77.2%	↑	↓	↑								
SDG 6	69.4%	→	→	↗	→	↗	↗					
SDG 7	54.9%	↗	↑	↓	→	↓	↗					
SDG 8	43.0%	↑	↓	↓	→	→						
SDG 9	37.6%	→	→	↗	↓	→	→	↓				
SDG 10	82.0%	→	↗	↑								
SDG 11	69.4%	↗	↑	→	↗	↗	↓	→	↑	↑		
SDG 12	61.4%	↓	↗	→	↓	↗	↑	↑				
SDG 13	77.6%	↗	↑	↓	↑							
SDG 14	79.2%	↑	↑	↓	↑							
SDG 15	78.8%	↗	↗	↑	↑	→	↓	↗				
SDG 16	47.7%	↓	↗	→	→	↗	→	→	→			
SDG 17	53.1%	→	↗	↓	↗							

¹ The last 5 years for which statistical data is available

DASHBOARD

Long Term ²

Overall score



Assessment of Sustainable Development Goals



Progress targets SDNS 2030

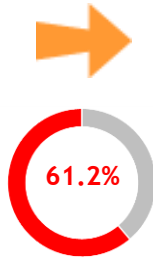
SDG	Score	T1	T2	T3	T4	T5	T6	T7	T8	T9	T10	T11
SDG 1	46.8%	↓	➔	↗								
SDG 2	49.8%	↓	↑	➔	➔	↗	➔	↓				
SDG 3	45.6%	➔	➔	➔	➔	↑	↗	➔	➔	↓	➔	
SDG 4	49.2%	➔	↓	↓	➔	↑	↗	↑	➔	➔	↗	↗
SDG 5	74.4%	↑	↓	↑								
SDG 6	72.9%	↗	↗	↗	➔	↑	➔					
SDG 7	61.1%	➔	↑	↓	↗	↓	↑					
SDG 8	44.0%	↑	↓	↓	➔	➔						
SDG 9	34.4%	➔	↓	↗	↓	➔	➔	↓				
SDG 10	76.7%	➔	↗	↑								
SDG 11	63.0%	↗	↑	➔	↗	↗	↓	➔	↗	↗		
SDG 12	49.5%	↓	↗	➔	↓	➔	↗	↑				
SDG 13	95.8%	↑	↗	↗	↑							
SDG 14	97.9%	↑	↑	↗	↑							
SDG 15	79.8%	↑	↑	↑	↑	↗	↓	➔				
SDG 16	54.0%	↗	↗	↗	➔	➔	➔	↗	➔			
SDG 17	54.2%	➔	↗	↓	↗							

² Period 2008 – the last year for which statistical data are available

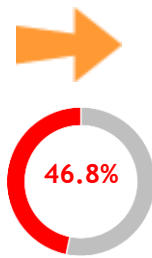
GOAL 1: NO POVERTY



Short term:



Long term:



SDG 1 aims to reduce both the number of citizens living in severe and relative poverty in all its forms and the number of people living below the poverty line, to encourage participation in the labour market by those fit to work and to develop the social protection and assistance system.

Assessment of trends

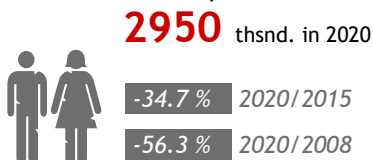
Short term Long term

	Share of the budget allocated to the activity of the GIES in total government expenditures		
	Persons at risk of severe material deprivation		
	Number of persons at risk of poverty		
	Persistent at risk of poverty rate		
	At risk of poverty rate (AROP)		
	At risk of poverty or social exclusion rate (AROPE)		
	At risk of poverty rate, at threshold of 40% of median equivalised income		
	Inequality of income distribution		

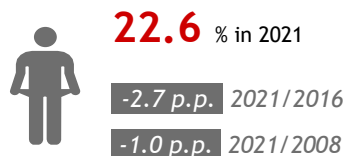
GOAL 1: NO POVERTY

SOCIAL INCLUSION

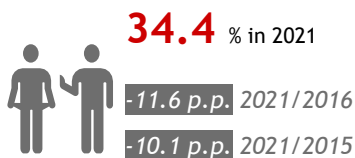
Persons at risk of severe material deprivation



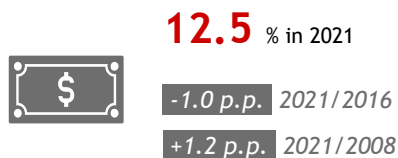
At risk of poverty rate (AROP)



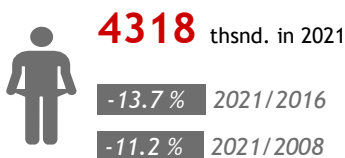
At risk of poverty or social exclusion rate (AROPE)



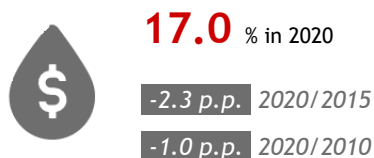
At risk of poverty rate, at threshold of 40% of median equivalised income



Number of persons at risk of poverty

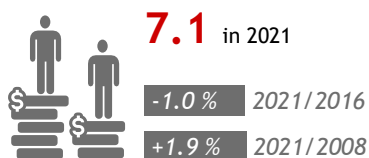


Persistent at risk of poverty rate

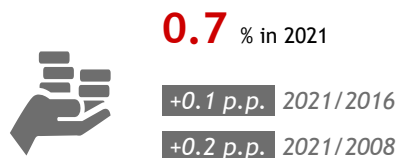


STIMULATION OF THE LABOR MARKET

Inequality of income distribution



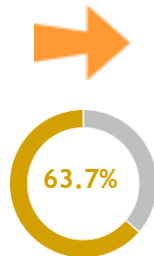
Share of the budget allocated to the activity of GIES in the total government expenditures



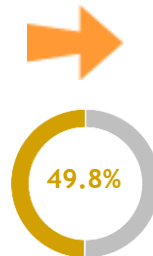
GOAL 2: ZERO HUNGER



Short term:



Long term:



























SDG 2 aims to develop a sustainable and competitive agri-food sector so as to improve quality of life in the rural environment and ensure living conditions like those in urban areas, to encourage local and ecological production, and to promote traditional and mountain products with added value.

Assessment of trends

Short term

Long term

	Romania's share of exports of agri-food products in GDP		
	The area of the lands tabulated		
	Share of ecological agricultural production in the total agricultural production		
	Share of sales outside the industry in total domestic agricultural output		
	Daily average food consumption of calories per inhabitant		
	Number of new varieties and hybrids created in Romania		
	Share of agriculture in GDP		
	Obesity rate for persons aged 18 years and over		

GOAL 2: ZERO HUNGER

DOMESTIC AGRICULTURAL PRODUCTION

Share of cereals sales outside the industry in total domestic agricultural output



64.5 % in 2021

+7.4 p.p. 2021/2016

+25.8 p.p. 2021/2008

The area of the lands tabulated



11.4 mil. ha in 2021

1.8 times 2021/2016

15.9 times 2021/2009

Romania's share of exports of agri-food products in GDP



4.0 % in 2021

+0.4 p.p. 2021/2016

+2.5 p.p. 2021/2008

Share of agriculture in GDP



4.5 % in 2021

+0.2 p.p. 2021/2016

-1.8 p.p. 2020/2008

HEALTHY FOOD

Obesity rate for persons aged 18 years and over



10.9 % in 2019

+1.6 p.p. 2019/2014

+3.3 p.p. 2019/2008

Daily average food consumption of calories per inhabitant



3558 calories in 2021

+2.8 % 2021/2016

+3.0 % 2021/2008

Share of ecological agricultural production in the total agricultural production



4.6 % in 2021

+2.9 p.p. 2021/2016

+3.6 p.p. 2021/2008

Number of new varieties and hybrids created in Romania



69 in 2021

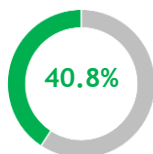
+40.8 % 2021/2016

+15.0 % 2021/2008

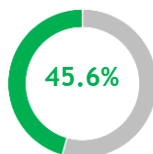
GOAL 3: GOOD HEALTH AND WELL-BEING



Short term:



Long term:



























SDG 3 aims to reduce the rate of maternal and infant mortality, reduce the incidence of infectious and chronic diseases, prevent and treat the abuse of harmful substances and mental illness.

Assessment of trends

Short term

Long Term

	Neonatal mortality rate		
	Mortality rate of children under 5 years		
	Incidence of tuberculosis, viral hepatitis and other communicable diseases		
	Suicide rate		
	Rate of deaths caused by tumours		
	The rate of live births by adolescent mothers		
	Maternal mortality rate		
	Mortality rate due to cardiovascular disease, tumours, diabetes and respiratory diseases		

GOAL 3: GOOD HEALTH AND WELL-BEING

HEALTH

The rate of live births by adolescent mothers



35.3 per 1000 women in 2021

-3.8% 2021/2016

-7.8% 2021/2008

Incidence of tuberculosis, viral hepatitis and other communicable diseases



85.5 per 100000 inhab. in 2021

-29.5% 2021/2016

-38.6% 2021/2008

MORTALITY

Rate of deaths caused by tumours



244.7 per 100000 inhab. in 2021

-7.0% 2021/2016

+18.7% 2021/2008

Suicide rate



9.4 per 100000 inhab. in 2021

-6.0% 2021/2016

-14.5% 2021/2008

Neonatal mortality rate



3.1 per 1000 live births in 2021

-18.4% 2021/2016

-50.0% 2021/2008

Mortality rate of children under 5 years



6.4 per 1000 live births in 2021

-21.0% 2021/2016

-50.4% 2021/2008

Maternal mortality rate



26.4 per 100000 live births in 2021

3.2 times 2021/2016

+95.6% 2021/2008

Mortality rate due to cardiovascular disease, tumours, diabetes and respiratory diseases



1277.5 per 100000 inhab. in 2021

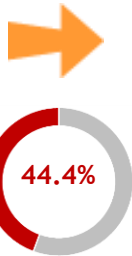
+51.7% 2021/2016

+71.8% 2021/2008

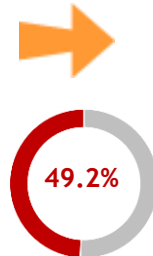
GOAL 4: QUALITY EDUCATION



Short term:



Long term:



SDG 4 aims for all children to have access to equitable and quality early childhood education, primary and secondary education, and to substantially increase the number of young people and adults who have relevant professional skills that facilitate employment in decent jobs and entrepreneurship.

Assessment of trends

Short term

Long term



Adult participation in learning



IT equipment within the education system connected to internet



Rate of early leavers from education and training by young people (18-24 years)



Vocational and post-secondary education graduates



Employment rates of recent graduates



Participants to continuing vocational training courses



Government expenditure on education as percentage of GDP



Participation rate in the early childhood education of children between 3 years and the age of compulsory primary education



GOAL 4: QUALITY EDUCATION

INCLUSIVE EDUCATION

Rate of early leavers from education and training by young people (18-24 years)



15.3 % in 2021

-3.2 p.p. 2021/2016

-3.0 p.p. 2021/2008

Participation rate in the early childhood education of children between 3 years and the age of compulsory primary education



78.2 % in 2020

-6.4 p.p. 2020/2015

-5.9 p.p. 2020/2013

Adult participation in learning



4.9 % in 2021

+3.7 p.p. 2021/2016

+3.3 p.p. 2021/2008

Employment rates of recent graduates



70.1 % in 2021

+0.8 p.p. 2021/2016

-0.7 p.p. 2021/2011

Vocational and post-secondary education graduates



55.3 thsnd. pers. in 2019

+17.0 % 2019/2014

-53.3 % 2019/2008

Participants to continuing vocational training courses



570.2 thsnd. pers. in 2020

-22.0 % 2020/2015

+4.8 % 2020/2010

EDUCATIONAL SYSTEM

Government expenditure on education as percentage of GDP



3.3 % in 2021

-0.1 p.p. 2021/2016

-1.0 p.p. 2021/2008

IT equipment within the education system connected to internet



91.3 % in 2020

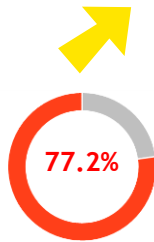
+5.0 p.p. 2020/2015

+8.5 p.p. 2020/2014

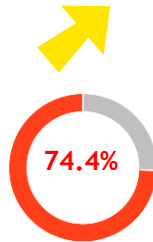
GOAL 5: GENDER EQUALITY



Short term:



Long term:



SDG 5 aims to prevent and combat violence against women and girls in both the public and private sphere, and to ensure fair and effective participation and equal opportunities for women in terms of employment in management positions at all levels of political, economic, and public life.

Assessment of trends

Short term

Long term



Proportion of women in management positions



Gender pay gap



Number of victims of trafficking in human beings



Number of victims aged under 18 years, subjected to trafficking in human beings



Employment rate (15-64 years)



Number of victims of domestic violence offence




Annual number of women victims of a form of domestic violence



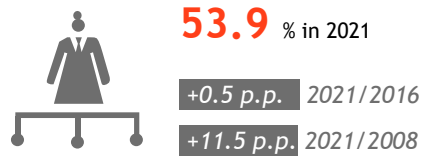
GOAL 5: GENDER EQUALITY

GENDER DISPARITY

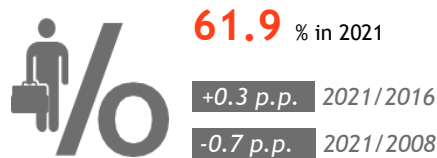
Gender pay gap



Proportion of women in management positions

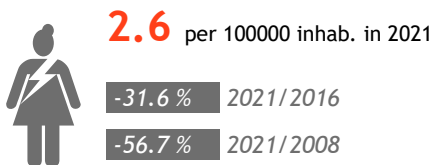


Employment rate (15-64 years)

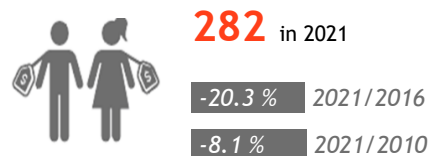


VIOLENCE AND HUMAN TRAFFICKING

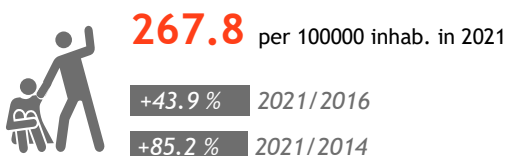
Number of victims of trafficking in human beings



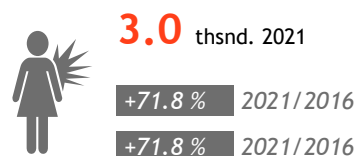
Number of victims aged under 18 years, subjected to trafficking in human beings



Number of victims of domestic violence offence



Annual number of women victims of a form of domestic violence

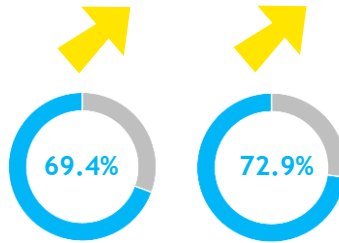


GOAL 6: CLEAN WATER AND SANITATION



Short term:

Long term:
























SDG 6 aims to increase quality of life by developing water and sewerage infrastructure and public services, thus bringing Romania into line with EU standards and requirements in terms of drinking water, wastewater and waste management, and to increase the efficiency of water use in all sectors.

Assessment of trends

Short term

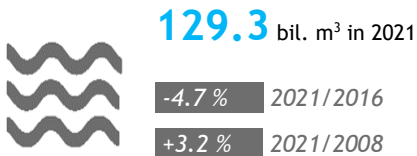
Long term

	Population connected to public water supply system		
	Percentage of untreated water in total wastewater generated		
	Volume of abstracted water		
	Volume of water distributed by the public system		
	Percentage of population connected to wastewater collecting systems in total population		
	Water resources of Romania		
	Population having neither a bath, nor shower, nor indoor flushing toilet in their household		

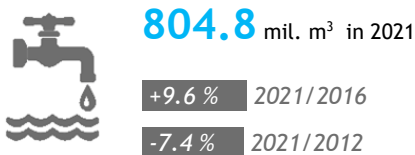
GOAL 6: CLEAN WATER AND SANITATION

WATER USE

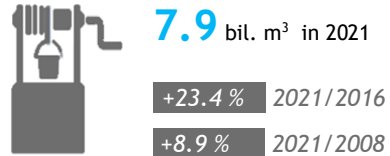
Water resources



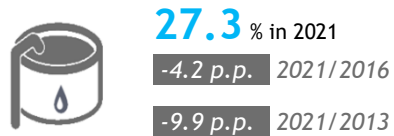
Volume of water distributed by the public system



Volume of abstracted water

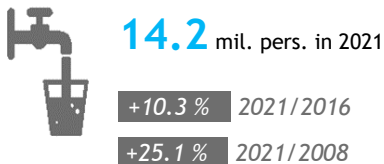


Percentage of untreated water in total wastewater generated

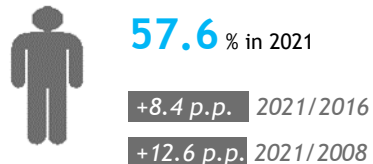


SANITATION

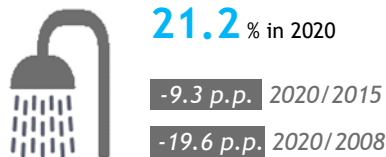
Population connected to public water supply system



Percentage of population connected to wastewater collecting systems in total population



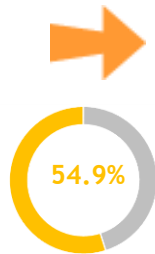
Population having neither a bath, nor shower, nor indoor flushing toilet in their household



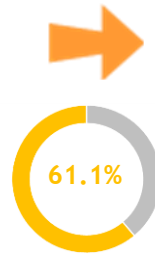
GOAL 7: AFFORDABLE AND CLEAN ENERGY



Short term:



Long term:



SDG 7 it targets the Romanian energy sector, which must become economically more robust, technologically more advanced and flexible, and less polluting.

Assessment of trends

Short term

Long term



Energy independence



Production value of electrical transport equipment



Renewable energy in energy consumption in transport



Length of distribution pipes of natural gas



Renewable energy of final energy consumption



Final energy consumption



Material intensity



GOAL 7: AFFORDABLE AND CLEAN ENERGY

ENERGETIC EFFICIENCY

Energy independence



67.4 % in 2021

-11.0 p.p. 2021/2016

-5.2 p.p. 2021/2008

Production value of electrical transport equipment



4214 mil. lei in 2021

4.4 times 2021/2016

22.9 times 2021/2008

Material intensity



0.8 tonnes/thsnd. lei in 2020

+9.7 % 2020/2015

+1.3 % 2020/2008

Final energy consumption



25.3 Mtoe in 2021

+15.3 % 2021/2016

+5.6 % 2021/2008

Length of distribution pipes of natural gas



45.4 thsnd. km in 2021

+14.6 % 2021/2016

+42.3 % 2021/2008

CLEAN ENERGY

Renewable energy in energy consumption in transport



7.7 % in 2021

+1.5 p.p. 2021/2016

+6.3 p.p. 2021/2008

Renewable energy of final energy consumption




23.6 % in 2021

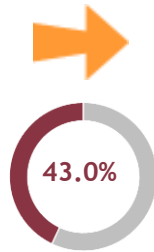
-1.4 p.p. 2021/2016

+3.4 p.p. 2021/2008

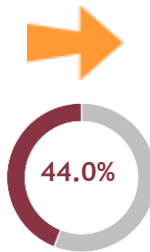
GOAL 8: DECENT WORK AND ECONOMIC GROWTH



Short term:



Long term:



























SDG 8 aims: to support per capita economic growth, the productive sectors of the economy and the diversification of value added products; to create decent employment; to promote entrepreneurship, to increase the number of SME, to encourage technological modernisation and innovation and to ensure decent work for all citizens, equal pay for equal work and access to financing.

Assessment of trends

Short term


Long term

	Annual growth rate of real GDP per capita		
	Average monthly net earnings on research and development activity in enterprises		
	ILO unemployment rate		
	Gross national income per capita		
	The share of tourism in GDP		
	Financial intermediation		
	Labour productivity growth rate per person employed		
	Share of GDP allocated to investments in SMEs		


GOAL 8: DECENT WORK AND ECONOMIC GROWTH

ECONOMIC GROWTH

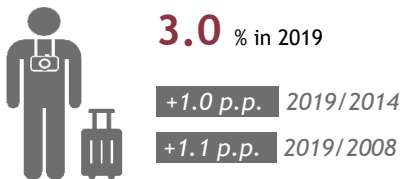
Annual growth rate of real GDP per capita



Share of GDP allocated to investments in SMEs



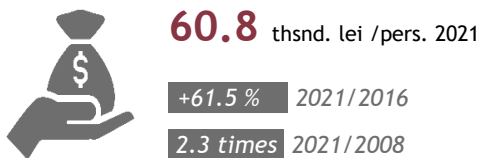
The share of tourism in GDP




Financial intermediation



Gross national income per capita

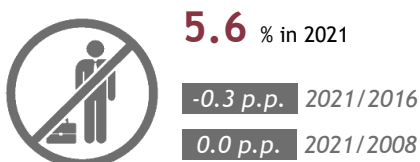


Labour productivity growth rate per person employed

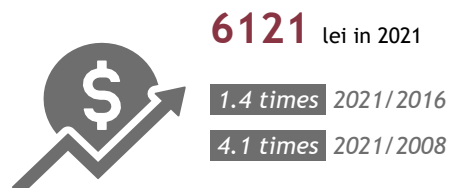


EMPLOYMENT

ILO unemployment rate



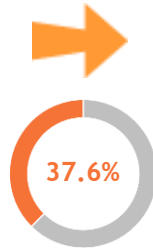
Average monthly net earnings on research and development activity in enterprises



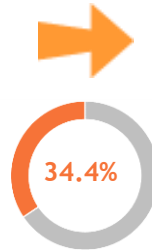
GOAL 9: INDUSTRY, INNOVATION AND INFRASTRUCTURE



Short term:



Long term:



SDG 9 aims at the development of a qualitative, reliable, safe and sustainable infrastructure, the sustainable rehabilitation of industries for the efficient use of resources, through the adoption of clean and ecological industrial technologies, the consolidation of scientific research and the significant increase in the number of employees in research and development.

Assessment of trends		Short term	Long term
	Output of environmental technologies		
	Share of modernized roads in total road network		
	Rate of deaths caused by transport accidents per 100000 inhabitants		
	Researchers in the research-development activity per 1000000 inhabitants		
	Manufacturing employment as a proportion of total employment		
	Manufacturing value added as a share of GDP		
	Research-development expenditure as share of GDP		
	The value of the trade balance of small and medium enterprises		

GOAL 9: INDUSTRY, INNOVATION AND INFRASTRUCTURE

SUSTAINBLE INDUSTRY

Output of environmental technologies



4.5 bil. lei in 2020

4.0 times 2020/2015

8.1 times 2020/2008

Manufacturing value added
as a share of GDP



16.5 % in 2021

-3.6 p.p. 2021/2016

-5.4 p.p. 2021/2008

Manufacturing employment as a proportion
of total employment



17.1 % in 2021

-1.5 p.p. 2021/2016

-2.3 p.p. 2021/2008

The value of the trade balance of small
and medium enterprises



-21.1 bil. euro in 2021

1.6 times 2021/2016

2.3 times 2021/2010

Share of modernized roads
in total road network



47.1 % in 2021

+7.7 p.p. 2021/2016

+19.1 p.p. 2021/2008

Rate of deaths caused
by transport accidents



10.7 per 100000 inhab. in 2021

-7.8 % 2021/2016

-34.4 % 2021/2008

RESEARCH DEVELOPMENT

Research-development expenditure
as share of GDP



0.48 % in 2021

0.0 p.p. 2021/2016

-0.1 p.p. 2021/2008

Researchers in the research-development
activity



1004 per 1 mil. inhab. in 2021

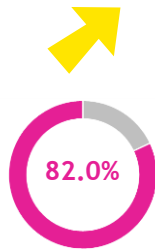
+10.0 % 2021/2016

+6.8 % 2021/2008

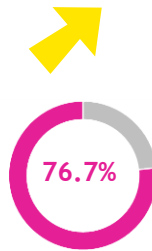
GOAL 10: REDUCED INEQUALITIES



Short term:



Long term:



SDG 10 aims to reduce disparities, to eliminate discrimination in all its forms and to promote progressive policies for the achievement of a fair society, especially in terms of taxation, salary levels, education, and social protection.

Assessment of trends

Short term

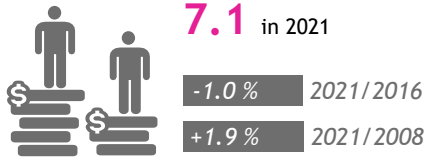
Long term

	Energy imports dependency		
	Greenhouse gas emissions		
	Rate of early leavers from education by young people (18-24 years)		
	At-risk-of-poverty or social exclusion rate (AROPE)		
	ODA as share of GNI		
	Government debt of Romania, as share of GDP		
	Inequality of income distribution		
	Recycling rate of municipal waste		

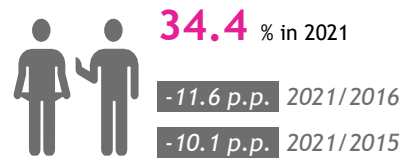
GOAL 10: REDUCED INEQUALITIES

SOCIAL INCLUSION

Inequality of income distribution

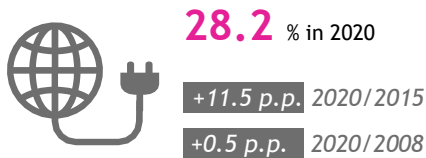


At-risk-of-poverty or social exclusion rate (AROPE)

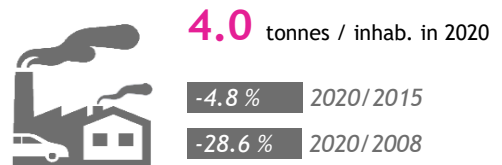


APPROACHING OF ROMANIA TO THE EU LEVEL


Energy imports dependency



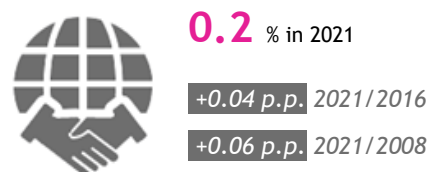
Greenhouse gas emissions



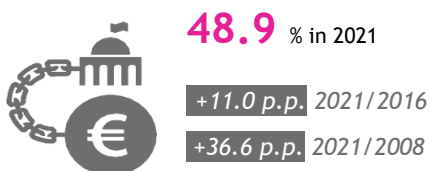
Rate of early leavers from education by young people (18-24 years)



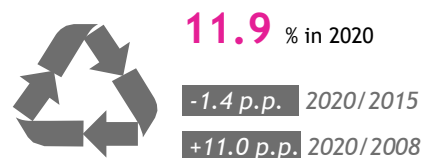
ODA as share of GNI



Government debt of Romania, as share of GDP



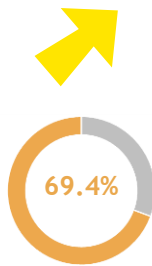
Recycling rate of municipal waste



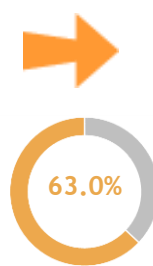
GOAL 11: SUSTAINABLE CITIES AND COMMUNITIES



Short term:



Long term:



SDG 11 aims to ensure the conditions for a dignified life of citizens of urban and rural communities through access to adequate, safe and affordable housing and basic services; access to efficient public transport, at fair and affordable prices for all; reducing the negative impact on the environment in cities.

Assessment of trends

Short term

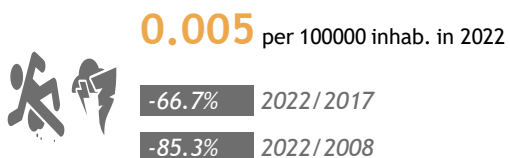
Long term

	Number of deaths and injuries attributed to natural disasters		
	Number of preventive information activities in the field of emergency situations		
	Air pollutants emissions		
	Share of dangerous goods in road and rail transport in total goods performance		
	Severe housing deprivation rate		
	Passengers-km performed by buses and minibuses, trams, trolleybuses and subway		
	Number of deaths caused by respiratory and cardiovascular diseases		

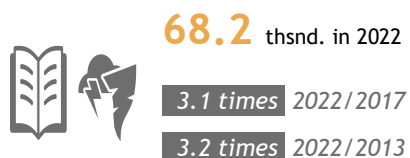
GOAL 11: SUSTAINABLE CITIES AND COMMUNITIES

LIFE QUALITY

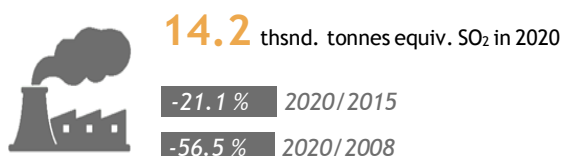
Number of deaths and injuries attributed to natural disasters




Number of preventive information activities in the field of emergency situations



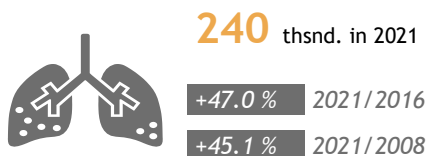
Air pollutants emissions



Severe housing deprivation rate

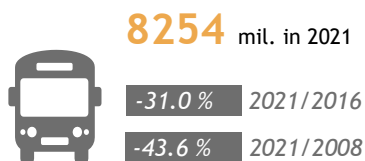


Number of deaths caused by respiratory and cardiovascular diseases

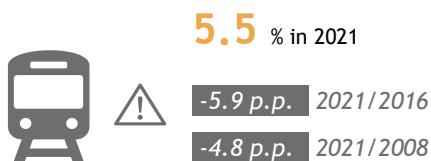


SUSTAINABLE TRANSPORT

Passengers-km performed by buses and minibuses, trams, trolleybuses and subway



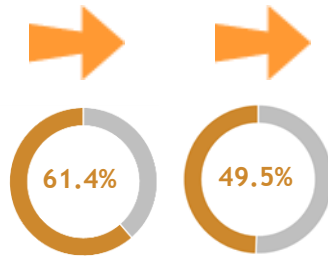
Share of dangerous goods in road and rail transport in total goods performance



























GOAL 12: RESPONSIBLE CONSUMPTION AND PRODUCTION



Short term: Long term:



SDG 12 aims a step-by-step transition to a new development model through the introduction of elements of a circular economy, a boosting of resource productivity and a reduction in food loss and waste.

Assessment of trends		Short term	Long term
	Number of electric and hybrid vehicles registered		
	Share of GVA in environmental technologies in GDP		
	Generation of waste		
	The amount of household waste collected		
	Material resource productivity		
	Material intensity		
	Recycling rate of packaging waste		
	Recycling rate of municipal waste		

GOAL 12: RESPONSIBLE CONSUMPTION AND PRODUCTION

USE OF RESOURCES

Material resource productivity



1.3 thsnd. lei/tonne in 2020

-8.6 % 2020/2015

-0.8 % 2020/2008

Material intensity



0.8 tonne/thsnd. lei in 2020

+9.7 % 2020/2015

+1.3 % 2020/2008

GREEN ECONOMY

Number of electric and hybrid vehicles registered



57.8 thsnd. in 2022

+47.7 thsnd. 2022/2017

+57.3 thsnd. 2022/2008

Share of GVA in environmental technologies in GDP



0.1 % in 2020

+0.1 p.p. 2020/2015

+0.1 p.p. 2020/2008

WASTE MANAGEMENT

The amount of household waste collected



4.8 mil. tonnes in 2020

+29.3 % 2020/2015

+11.9 % 2020/2008

Generation of waste



141.4 mil. tonnes in 2020

-20.4 % 2020/2016

-25.3 % 2020/2008

Recycling rate of municipal waste



11.9 % in 2020

-1.4 p.p. 2020/2015

+11.0 p.p. 2020/2008

Recycling rate of packaging waste



39.9 % in 2020

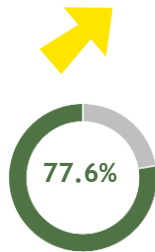
-16.0 p.p. 2020/2015

+6.4 p.p. 2020/2008

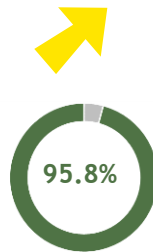
OBIECTIVUL 13: ACȚIUNE ÎN DOMENIUL SCHIMBĂRIILOR CLIMATICE



























Short term:



Long term:



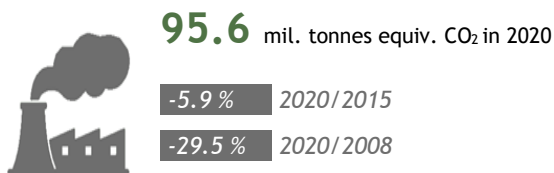
SDG 13 aims to strengthen Romania's adaptive and resilience capacity to combat climate-related hazards and natural disasters by integrating mitigation and adaptation measures to climate change and natural disasters into both national strategies and policies and planning and raising awareness on climate change.

Assessment of trends		Short term	Long term
	Greenhouse gas emissions		
	Number of deaths and injuries attributed to natural disasters		
	Share of the budget allocated to the activity GIES in the total government expenditures		
	Output of environmental goods and services		
	The share of the population covered by the signatories for the Covenant of Mayors		
	Forested area		
	Average annual temperature		
	Annual amount of precipitation		

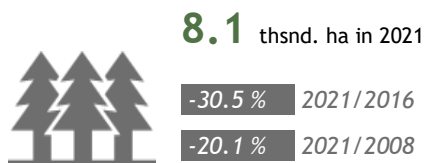
OBIECTIVUL 13: ACȚIUNE ÎN DOMENIUL SCHIMBĂRIILOR CLIMATICE

CLIMATIC CHANGES

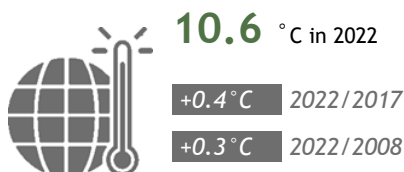
Greenhouse gas emissions



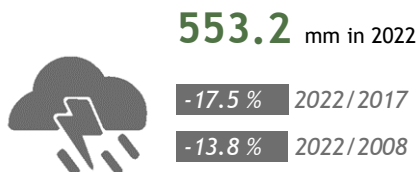
Forested area



Average annual temperature

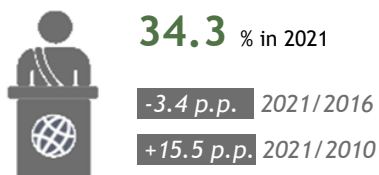


Annual amount of precipitation

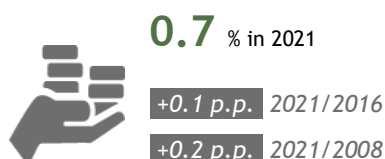


CAPACITY TO ADAPT TO CLIMATE CHANGES

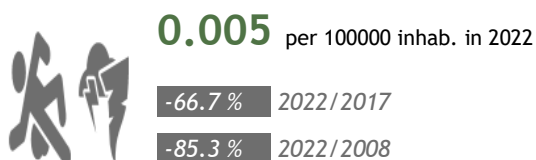
The share of the population covered by the signatories for the Covenant of Mayors



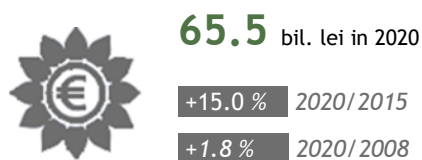
Share of the budget allocated to the activity GIES in the total government expenditures



Number of deaths and injuries attributed to natural disasters



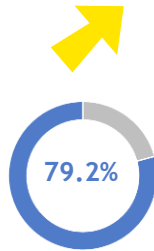
Output of environmental goods and services



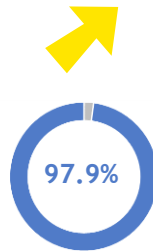
GOAL 14: LIFE BELOW WATER



Short term:



Long term:



SDG 14 aims to support the prevention and reduction of marine pollution, the sustainable management and protection of marine ecosystems, the conservation of coastal areas, and the practice of sustainable fishing.

Assessment of trends		Short term	Long term
	Number of costal bathing sites with excellent water quality		
	Biochemical oxygen demand in wastewater discharged in the Black Sea		
	pH of coastal waters of the Black Sea		
	Number of checks performed		
	Sites of community importance SCI marine Nature 2000		
	Biological fish stocks		

GOAL 14: LIFE BELOW WATER

CONSERVATION OF MARINE ECOSYSTEMS AND COASTAL AREAS

Number of costal bathing sites with excellent water quality



42 in 2021

+23.5 % 2021/2016

10.5 times 2021/2012

Biochemical oxygen demand in wastewater discharged in the Black Sea



1.6 tonnes/day in 2021

-46.7 % 2021/2016

-55.6 % 2021/2013

pH of coastal waters of the Black Sea



8.3 in 2022

-2.1 % 2022/2017

+0.1 % 2022/2008

Sites of community importance SCI marine Nature 2000



605.6 thsnd. ha in 2021

0.0 % 2021/2016

4.5 times 2021/2008

SUSTAINABLE FISHING

Biological fish stocks



117.7 thsnd. tonnes in 2021

-15.7 % 2021/2016

+52.5 % 2021/2012

Number of checks performed



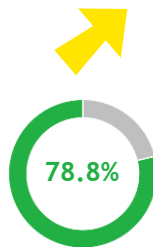
6302 in 2022

+17.9 % 2022/2017

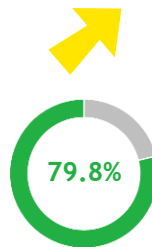
GOAL 15: LIFE ON LAND



Short term:



Long term:



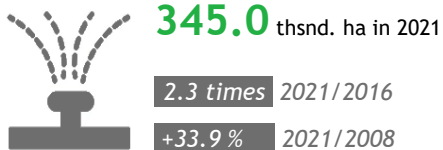
SDG 15 aims at the conservation and sustainable use of terrestrial ecosystems, combating desertification, restoring degraded lands and soils, developing wetlands and green infrastructure, sustainable forest management, supporting research in the field, eliminating abusive deforestation and clear cutting, transitioning to a circular economy.

Assessment of trends		Short term	Long term
	Share of forest area in the total area of the country	➡	➡
	The surface of virgin and quasi-virgin forests	➡	➡
	Wetlands of international importance	⬆	⬆
	Funds allocated for forest research	⬆	⬆
	Agricultural area irrigated with at least one watering	⬆	➡
	Monitored river lengths	↗	⬆
	Area of forest stock land covered by cutting for regeneration	↗	↗
	Material footprint	⬇	⬇

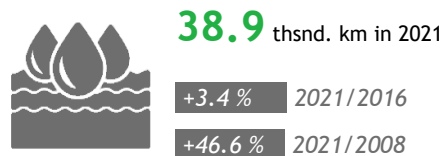
GOAL 15: LIFE ON LAND

INFRASTRUCTURE ELEMENTS

Agricultural area irrigated with at least one watering



Monitored river lengths

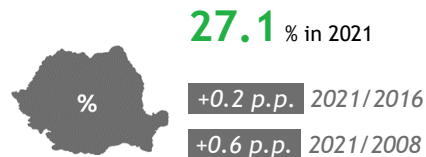


CONSERVATION OF ECOSYSTEMS

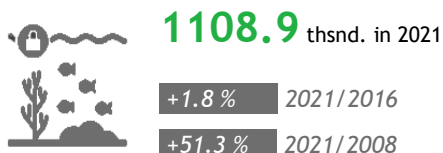
The surface of virgin and quasi-virgin forests



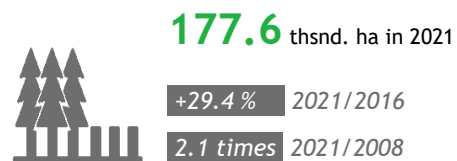
Share of forest area in the total area of the country



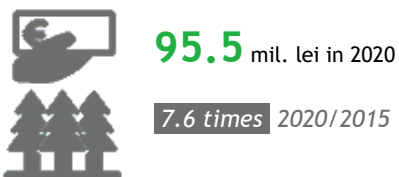
Wetlands of international importance



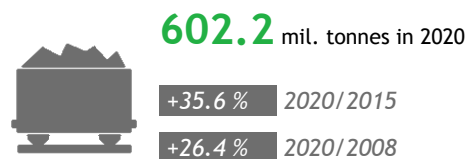
Area of forest stock land covered by cutting for regeneration



Funds allocated for forest research



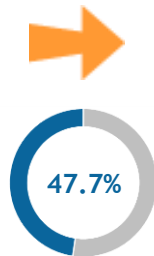
Material footprint



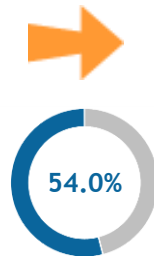
GOAL 16: PEACE, JUSTICE AND STRONG INSTITUTIONS



Short time:



Long time:
























SDG 16 aims to develop social capital, promote tolerance, eradicate violence against children while significantly reducing all forms of violence, significantly reduce corruption, develop efficient and transparent institutions at all levels, and ensure a receptive decision-making process, including the participation and representation of citizens at all levels.

Assessment of trends

Short time

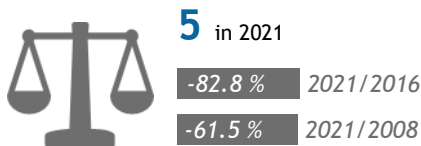
Long time

	Number of findings on the grounds of ethnic discrimination		
	Mortality rate through aggression		
	Printed school books and university courses		
	Share of enterprises that interacted online with public administration in total enterprises		
	Investments in hardware and software products, in public administration		
	Number of persons convicted by a final court judgment for financial fraud and for acts related to an organized criminal group		
	Number of victims aged under 18 years, subjected to trafficking in human beings		

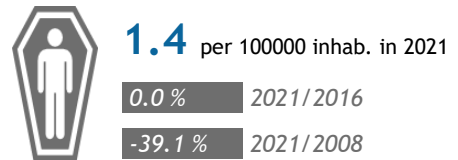
GOAL 16: PEACE, JUSTICE AND STRONG INSTITUTIONS

PUBLIC SECURITY

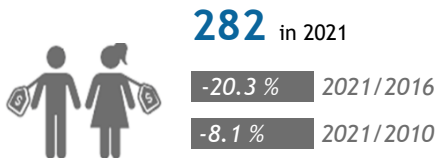
Number of findings on the grounds of ethnic discrimination



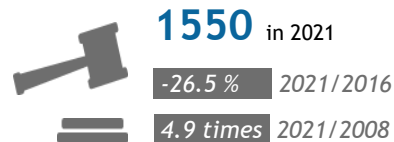
Mortality rate through aggression



Number of victims aged under 18 years, subjected to trafficking in human beings

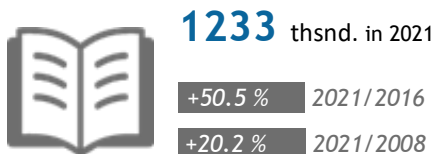


Number of persons convicted by a final court judgment for financial fraud and for acts related to an organized criminal group

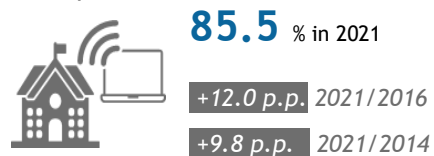


CULTURE AND DIGITALIZATION

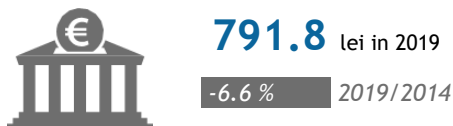
Printed school books and university courses



Share of enterprises that interacted online with public administration in total enterprises



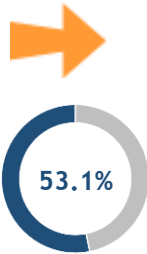
Investments in hardware and software products, in public administration (at 1000 lei total investments in ICT products and services)



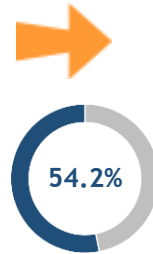
GOAL 17: PARTNERSHIPS FOR THE GOALS



Short term:



Long term:



SDG 17 aims at supporting Romania's international commitments, to joining the Eurozone, the Schengen Area and the Organisation for Economic Cooperation and Development (OECD), and strengthening the proactive role on the European and international level.

Assessment of trends		Short term	Long term
	The value of exports of High Tech products		
	The value of exports goods		
	ODA as share of GNI		
	The value of foreign direct investments		
	Share of innovative enterprises with cooperation agreements with partners located abroad, in total enterprises		
	The monthly average inflation rate		
	External Government debt of Romania		

GOAL 17: PARTENERSHIPS FOR THE GOALS

GLOBAL PARTNERSHIP

ODA as share of GNI



0.2 % in 2021

+0.04 p.p. 2021/2016

+0.06 p.p. 2021/2008

The value of foreign direct investments



90.8 bil. euro in 2020

+40.4 % 2020/2015

+69.0 % 2020/2011

Share of innovative enterprises with cooperation agreements with partners located abroad, in total enterprises



1.0 % in 2020

+0.3 p.p. 2020/2016

+0.2 p.p. 2020/2012

The value of exports goods



74.7 bil. euro in 2021

+30.2 % 2021/2016

2 times 2021/2010

The value of exports of High Tech products



7.8 bil. USD in 2020

+41.2 % 2020/2015

+94.7 % 2020/2008

FINANCIAL GOVERNANCE

The monthly average inflation rate



1.3 % in 2022

+1.0 p.p. 2022/2017

+0.8 p.p. 2022/2008

External Government debt of Romania



57.4 bil. euro in 2021

1.9 times 2021/2016

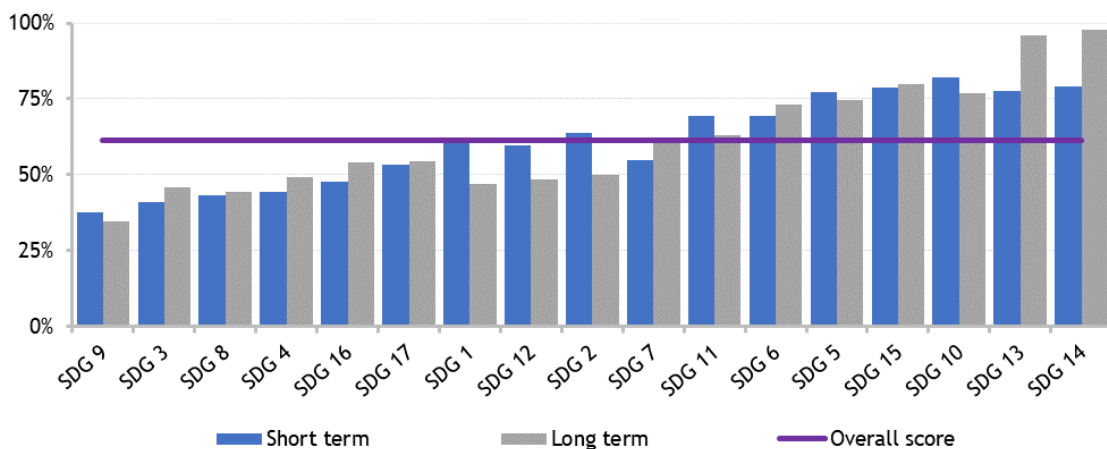
5.9 times 2021/2008

CONCLUSIONS

The analyses carried out by the INS experts based on the national indicators of sustainable development revealed a series of objectives for the fulfilment of which Romania still has important steps to make in order to reach the targets established by the 2030 Romania's Sustainable Development Strategy. Among them we mention the following objectives:

- **SDG 9 - Industry, innovation and infrastructure** - which both in the short term and in the long term is below 40% as a degree of fulfilment, registering an insignificant growth trend or even stagnation in the fulfilment of some targets within the objective. The most affected domains are research-development and foreign trade in goods of SMEs, whose evolution is contrary to the objective. Other sectors that had insignificant increases are manufacturing (value added) and its related workforce and the number of researchers. The quality of transport infrastructure has kept a high rate of deaths in transport accidents. The output of environmental technologies registered significant increases in the analysed periods.
- **SDG 3 - Good health and well-being** - The mortality rate caused by cardiovascular diseases, tumours, diabetes or respiratory diseases, but also the maternal mortality rate determined the achievement of the objective in proportion of only 41% in the short term and approx. 46% in the long term. In the short term the rate of live births to teenage mothers and the suicide rate have stagnated, while the neonatal and under 5 years mortality rates have registered significant reductions.
- **SDG 8 - Decent work and economic growth** - have less than 45% as a degree of fulfilment (both in short-term and in long-term). Labour productivity per employed person and investments in SMEs are the most affected areas while tourism and financial intermediation registered insignificant increases. One of the indicators with good evolution for reaching the objective, above the EU level, is the annual growth rate of real GDP per capita.

Graph 1. The degree of achievement of sustainable development objectives in Romania



- **SDG 10 - Reduced inequalities** - is one of the goals for which Romania has made significant progress in approaching or even exceeding the EU level (Target 2) for the analysed indicators (82% degree of fulfilment, in the short term). Thus, energy import

CONCLUSIONS

dependence and greenhouse gas emissions are below the EU level, both in the short and long term. The risk of poverty or social exclusion rate (AROPE) also registered an important short-term evolution. But the recycling rate of municipal waste has not evolved significantly to reach the EU level.

- SDG 13 - *Climate action* - it is one of the two SDGs that, in the long term, came closest to being fulfilled (96%). Thus, greenhouse gas emissions and the number of dead or injured people attributed to natural disasters have been consistently reduced, and the share of the budget allocated to GIES activity in the total government expenditure, as well as the output of environmental goods and services have registered significant increases.
- SDG 14 - *Life below water* - is 98% fulfilled in the long term. The number of coastal sites with excellent bathing quality waters has increased significantly, while the biochemical oxygen consumption of wastewater discharged into the Black Sea has decreased, and the pH values of the waters of the Romanian Black Sea coast have been maintained around 8.3.

The overall degree of fulfilment of all sustainable development objectives assumed by Romania through NSDS is over 61% (based on the statistical data available at the time of the creation of this publication), both in the short term and in the long term, additional and sustained efforts being necessary, especially in the economic and social fields.

ABBREVIATIONS

ODA	Official development assistance
AROP	At-risk-of-poverty rate
AROPE	At-risk-of-poverty or social exclusion rate
ILO	International Labour Organization
EUROSTAT	Statistical Office of the European Union
equiv.	Equivalent
ha	Hectare
GIES	General Inspectorate for Emergency Situations
GVA	Gross value added
SME	Small and Medium Enterprises
NIS	National Institute of Statistics
IT	Information technology
km	Kilometer
Inhab.	Inhabitant
mil.	Million
bil.	Billion
m ³	Cubic meter
mm	Millimeter
Mtoe	Millions of tonnes of oil equivalent
SDG	Sustainable Development Goal
GDP	Gross domestic product
p.p.	Percentage points
Pers.	Person
NSDS	National Sustainable Development Strategy
ICT	Information and Communication Technology
EU	European Union
GNI	Gross National Income